

**RIDGID**<sup>®</sup>

# Full Line Product Catalog



# Table of Contents

## Contents

About Ridge Tool – 0.2

Warranty – 0.4

Alphabetical Index – 14.0

Model Number Index – 14.2

Catalog Number Index – 14.7

Terms & Conditions – 14.18

## New Products

Adjustable Wrenches  
see page 1.7



Bolt Cutters  
see page 7.12



Infrared Thermometer  
see page 7.18



Manual PEX Crimp Tools  
see page 10.10



NaviTrack Scout™ Locator  
see page 11.9



Compact 100-B Pressing Tool  
see page 10.4



Portable Tristand® Chain Vise  
see page 2.2



K-39AF with AUTOFEED®  
see page 12.8



X-CEL™ Tubing Cutters  
see page 3.14-3.15



Wrenches | 1.1 – 1.9

Pipe Vises & Supports | 2.1 – 2.5

Pipe/Tube Cutting & Preparation | 3.1 – 3.19

Threading | 4.1 – 4.33

Roll Grooving | 5.1 – 5.8

Drilling & Tapping | 6.1 – 6.6

General Purpose Hand Tools | 7.1 – 7.18

Bending & Forming | 8.1 – 8.7

Tube Repair & Joining | 9.1 – 9.4





Pressing | 10.1 – 10.10

Pipe Inspection & Locating | 11.1 – 11.13

Drain Cleaning | 12.1 – 12.43

Wet/Dry Vacuums | 13.1 – 13.4

# Table of Contents



## Your Success is our Business

*Since 1923, RIDGID has remained the symbol of certainty to dedicated professionals of the expert trades. We at the Ridge Tool Company take this heritage seriously. This is why every tool that bears the RIDGID brand is engineered to the same high standards of quality, strength, and endurance as was that first heavy-duty pipe wrench more than 80 years ago.*

*Ever since the introduction of that revolutionary product, our expectations have been to exceed those of our customers through industry leading products and support that provide:*

- *Confidence that RIDGID products will consistently perform in the harsh demands of the professional's work site.*
- *Efficiency which results in faster work, more jobs, and improved profits.*
- *Industry Innovations to help our customers create new services and income sources.*

*The RIDGID brand is a promise to our customers which we continue to honor every day. When selecting the tools on which to stake your reputation, know that professionals choose the market leader. The difference is distinct. The difference is RIDGID.*

Why do so many professionals choose RIDGID tools? The answer is simple...trust. Millions of RIDGID tools go to work every day in plants, on construction sites and in countless other harsh environments.

These tools operate in extremes of heat and cold, withstand dirt and mud, and perform reliably day in and day out. RIDGID tools are known the world over as industry-leading products that allow professionals like you to complete jobs more quickly and reliably.



One of the design parameters for developing RIDGID tools is efficient operation. We engineer ease-of-use into every product. And, we include innovative features to ensure that our tools and machines get jobs done as quickly as possible without compromising quality.

Developing and manufacturing innovative products to meet the ever-changing demands of your job are a continuous process at Ridge Tool. Not only do our evolving technologies help you solve today's problems, they are designed to address your future needs as well.

As a dependable partner for working professionals, we listen to your needs and encourage your feedback. We then use that information to provide you with the tools, equipment and support you've asked for.

The intuitive nature of our products helps you reduce your labor costs. For example, our line of pipe and drain locating equipment is designed for high performance, yet simple operation. With RIDGID, you spend less time training your employees and more time driving your business.

Even though selling tools is our business, we help you rely on fewer tools to get jobs done. Efficient operation means more jobs, higher revenues and increased customer satisfaction. We are committed to introducing new ways to help you grow your business and prosper.



Ridge Tool Company, a subsidiary of Emerson, is part of Emerson Professional Tools™. Emerson (NYSE: EMR) has more than 60 divisions that operate approximately 245 manufacturing locations worldwide with over 110,000 employees, and markets products in over 150 countries.

**Emerson Network Power™** – reliable power, precision environmental and connectivity solutions for today's telecommunications and data network infrastructure.

**Emerson Process Management™** – total process industry intelligent field devices, performance software and consulting and engineering expertise.

## Our People Make the Difference

The talented, committed employees of Ridge Tool share the common vision of making our company the best. Together, we strive for the best in quality, product innovations, technical support and customer service.

Throughout the world, our local teams of RIDGID customer service personnel provide the friendly, knowledgeable support that you need to keep working. This support helps you select, obtain and use the proper tools to get jobs done right.

Our training centers are available to help you get maximum productivity and service life from our products. We offer you custom, hands-on training by expert instructors.

In addition, our international network of RIDGID distribution centers ensures that you get the products you want, when and where you want them. These centers feature the latest in supply chain logistic technologies so that our product stocking levels meet your delivery demands.



## Global Support

Local teams of customer service personnel around the world provide the support our end users and distributors need to keep them working. Friendly, knowledgeable and courteous support help them select, obtain and use the right tools to get the job done right as quickly as possible.

They also choose us for our international network of factory and independently owned, authorized service centers. Local support helps our customers get the maximum service life from their tools and equipment.

To learn more about Ridge Tool and its industry leading products visit [www.ridgid.com](http://www.ridgid.com) or contact one of the numbers below.

### Inside the United States:

- Schedule a Product Demonstration: 1.800.769.7743
- Contact Customer Service: 1.888.743.4333
- Contact Technical Service: 1.800.519.3456

### Outside the United States:

- Contact: +1.440.323.5581

Global Locations	Manufacturing	Warehousing	Sales & Support
------------------	---------------	-------------	-----------------

### United States

Elyria, Ohio  
Cambridge, Ohio  
Erie, Pennsylvania  
Orange, Virginia

### Europe

Leuven, Belgium  
Gevelsberg, Germany  
Sissach, Switzerland

### Australia

Campbellfield, Victoria

### Asia

Kangawa Pref., Japan  
Shanghai, China

### South America

Guarulhos SP, Brazil

### Latin America

Mexico City, Mexico



**Emerson Climate Technologies™** – heating, ventilating, air conditioning and refrigeration technologies and systems for commercial and residential applications.

**Emerson Storage Solutions™** – innovative, sturdy and secure shelving and storage products and solutions for residential, commercial, and industrial locations.

**Emerson Professional Tools™** – a broad range of tools and equipment for professional trades and do-it-yourselfers throughout the world.

**Emerson Motor Technologies™** – motor and drive solutions and customized technologies that power everything from consumer appliances to large industrial applications.

**Emerson Industrial Automation™** – motion control systems and components; plastics joining and precision cleaning equipment; and materials testing equipment and supplies.

**Emerson Appliance Solutions™** – engineering and technologies for design and delivery of integrated appliance solutions for the residential and commercial marketplace.

## The Symbol of Quality, Durability and Reliability

RIDGID branded tools are known the world over as best-in-class tools that allow the end-user to complete jobs more quickly and reliably.

However, there's added peace of mind with the RIDGID Full Lifetime Warranty. Should your tool ever malfunction from defects in workmanship or materials, we will repair or replace the tool free of charge.

### What is Covered

RIDGID tools are warranted to be free of material and workmanship defects.

### How Long Coverage Lasts

This warranty lasts for the lifetime of the RIDGID tool. Warranty coverage ends when the product becomes unusable for reasons other than defects in workmanship or material.

### How to Obtain Service

To obtain the benefit of this warranty, deliver the complete product via pre-paid transportation to Ridge Tool Company, Elyria, Ohio, or any authorized RIDGID Independent Service Center. Pipe wrenches and other hand tools should be returned to the place of purchase.

### What We Will Do to Correct Problems

Warranted products will be repaired or replaced, at Ridge Tool's option, and returned at no charge; or, if after three attempts to repair or replace during the warranty period the product is still defective, you can elect to receive a full refund of your purchase price.



### What is Not Covered

Failures due to misuse, abuse or normal wear and tear are not covered by this warranty. Ridge Tool shall not be responsible for any incidental or consequential damages.

### How Local Laws Relate to the Warranty

Some areas do not allow the exclusion or limitation of incidental or consequential damages, so the above limitation or exclusion may not apply to you. This warranty gives you specific rights, and you may also have other rights, which vary, from state to state, province to province, or country to country.

### No Other Express Warranty Applies

This Full Lifetime Warranty is the sole and exclusive warranty for RIDGID products. No employee, agent, dealer, or other person is authorized to alter this warranty or make any other warranty on behalf of the Ridge Tool Company.

• **1923** Ridge Tool Company founded with the introduction of the RIDGID pipe wrench.

• **1940** Ridge Tool introduces power threading machines.

• **1943** Ridge Tool Company establishes its headquarters in Elyria, Ohio USA.

• **1946** Ridge Tool begins exporting products to help rebuild Europe.

## Complete Product and Service Support Online 24/7

### Search the Complete Offering of RIDGID Tools and Support

Our web site offers the latest information and support available from Ridge Tool:

- New and existing products.
- Request a demonstration.
- Available training.
- Operator's manuals.
- Forums and tool tips.
- And more...

Visit this valuable resource at [www.ridgid.com](http://www.ridgid.com)

### Get RIDGID Service from Where the Pros Go

For optimum service of your RIDGID tools and equipment, there is no better choice than an authorized RIDGID Service Center.

To locate the service center near you, go online at [www.ridgid.com/service](http://www.ridgid.com/service)

### Insist on Genuine RIDGID Replacement Parts

RIDGID products are designed and built to the highest quality standards to perform specific tasks with optimum and lasting efficiency. Tool components are made to complement each other to form an ideally functioning "system." As with any tools, certain parts will need to be replaced from time to time. To preserve the high standards of performance you expect from RIDGID tools, it is important to make sure you use trademarked RIDGID replacement parts.

Look for, and insist on, the "Genuine RIDGID Replacement Parts" label on all of the parts you buy. It is your best assurance of performance, efficiency and long service life.

To order parts online, go to [www.ridgidparts.com](http://www.ridgidparts.com)



• **1964** A new sales and manufacturing facility opens in St. Truiden, Belgium.

• **1966** Ridge Tool becomes part of Emerson Professional Tools™.

• **1967** The Kollmann line of drain cleaning and diagnostic tools becomes part of Ridge Tool.

• **1972** A new sales and manufacturing facility opens in Sao Paulo, Brazil.

## Quality Management Systems

Ridge Tool manufacturing facilities listed below are certified to BS EN ISO 9001:2000 Quality Management System Standards by an accredited Registrar.

Manufacturing Plant	Accredited Registrar
Elyria, Ohio	BSI
Erie, Pennsylvania	BSI
Orange, Virginia	BVQI

## Distributor Support

Rely on your RIDGID Distributor for our complete line of tools, parts, service and information. Your RIDGID Distributor:

- Keeps you competitive with the latest products for your industry.
- Guarantees your purchasing power by buying from hundreds of suppliers.
- Helps you get back in business fast when you need parts or service.
- Manages traffic so you get the goods on time and at the least cost.
- Warehouses products for you, saving capital, insurance and overhead.
- Brings technical aid to your staff to solve your problems.
- Simplifies your record-keeping with one billing for all your tool needs.

## Parts and Repair Parts Catalogs

Catalogs illustrating parts for hand tools, machines and drain cleaning products are available upon request and cover all tools listed in this catalog. For ordering the exact parts needed, be sure to order by the catalog numbers that appear in the parts catalogs, as well as any other data that will help us avoid errors in filling the order.

Estimates on repairs and prices on repair parts will be furnished upon receipt of the tool or machine at our factory, or at a RIDGID Independent Authorized Service Center. Return all tools and machines freight prepaid.



ISO 9001:2000  
FM 68317  
Erie, Pennsylvania



ISO 9001:2000  
FM 65410  
Elyria, Ohio



ISO 9001:2000  
Orange, Virginia



• **1991** Ridge Tool establishes European headquarters and central distribution facility in Leuven, Belgium.

• **1996** Ridge Tool acquires Peddinghaus of Gevelsberg, Germany.

• **2002** Ridge Tool acquires Von Arx of Sissach, Switzerland.



## Ridge Tool U.S. Patents

1822 Machine 4,757,598; 4,787,531; 4,811,639; 4,819,527; 5,074,176; 5,087,013  
1224 Machine 4,795,175  
K-375 Drain Cleaner 4,914,775  
K-39 Drain Cleaner 4,956,889; 5,901,401  
K-750 5,031,263; 5,031,276  
916 Roll Groover 5,079,940  
1233 Machine 5,199,928  
1450 Test Pump 5,221,195  
258 Pipe Cutter 5,261,301  
Power Bender 5,284,040; 5,301,530  
K-7500 Drum Machine 5,390,389  
914 Roll Groover 5,528,919  
Basin Nut Wrench 5,542,321  
300 Compact 5,560,582  
KJ-1350 Water Jetter 5,622,319  
K-60SP Drain Cleaner 5,657,505  
1210 Threading Machine 5,826,469; 5,890,852

K-40 Drain Cleaner 6,009,588; 6,243,905; 6,412,136  
226 Soil Pipe Cutter 6,141,876  
Power Spin 6,158,076; 6,615,436  
122 Tube Cutter & Prep Tool 6,189,216; 6,336,270  
HC300 Hole Saw 6,264,406  
960 Roll Groover 6,272,895  
K-380 Drum Machine 6,360,397; 6,381,798  
117/118 Tubing Cutter 6,393,700; D485,150  
915 Roll Groover 6,591,652; 6,606,893; 6,776,018  
920 Roll Groover 6,688,150; 6,708,545  
RapidGrip Pipe Wrench 6,742,419; D474,380  
418 Oiler D498,487  
Auto-Spin D509,929  
Pressing 5,611,228; 6,244,085; 6,434,998; 6,510,719;  
6,510,723; 6,662,621; 6,694,586; 6,729,009;  
6,923,037

## Ridge Tool U.S. Trademarks

### Registered Marks ®

AUTOFEED  
COUNTIR  
CHEVRON DESIGN  
K-SPIN  
MATADOR  
NAVITRACK  
OIL LESS GOLD  
POWER-SPIN  
RAPIDGRIP  
RAPRENCH  
RIDGID (BLOCK LETTERS)  
RIDGID (D&G ADJACENT)  
RIDGID (D&G INTERLOCKED)  
RIDGID & RED BAR DESIGN  
RIDGIDCONNECT  
RIDGID KOLLMANN  
RITCO  
SHP AND SHP DESIGN  
TOOLS FOR A LIFETIME  
TRIBENDER  
TRISTAND  
TRUE-TAPER  
U.S.T.  
UNIVERSAL GOLD  
WORKSAVER

### Pending Applications ™

AUTO-SPIN  
CABLE COMMAND  
NAVITRACK SCOUT  
PERFECT PRESS  
PRESS TOOL  
PRESS TOOL TECHNOLOGY  
QUICK-FEED  
MAXCORE  
RIDGID. POWERFUL. DURABLE. PROFESSIONAL.  
ROOT RANGER  
SCOUT  
STANDARD HEX PRESS  
STANDARD HEX PROFILE  
TOOLS FOR THE PROFESSIONAL  
U & DESIGN  
X-CEL

• **TODAY** Ridge Tool has manufacturing facilities in the USA, Europe and Asia • Ridge Tool products are available in more than 140 countries around the world through a network of leading distributors • Ridge Tool offers more than 300 types of tools and machines in over 4,000 models and sizes.

# Wrenches

RIDGID Pipe Wrenches are world-renowned for their unsurpassed toughness and serviceability. The original heavy-duty pipe wrench, pictured below, has earned the confidence of pipe professionals for over 80 years because it does the job right the first time, every time. RIDGID Pipe Wrenches are also available in a wide variety of purpose-built configurations, and are available with cast aluminum handles that offer an average 40% weight reduction.

## Anatomy of a Legend



**Proudly manufactured at RIDGID headquarters in Elyria, Ohio, U.S.A.**



## Wrenches

- Time-tested designs.
- Often imitated, never duplicated.
- Efficient designs to improve productivity.
- Innovative to provide new solutions to old problems.

Wrench Type	No. of Models	Nom. Size (in.)	Capacity (in.)	Page
<b>Heavy-Duty Pipe Wrenches</b>				
Straight Pipe	10	6 – 60	¾ – 8	1.2
RapidGrip	2	10 – 14	1½ – 2	1.2
End Pipe	8	6-36	¾ – 5	1.2
Raprench	1	10	1½	1.3
Heavy-Duty Offset	3	14 – 24	2 – 3	1.3
Compound Leverage	4	–	2 – 8	1.3
<b>Aluminum Pipe Wrenches</b>				
Aluminum Straight	7	10 – 48	1½ – 6	1.4
Aluminum Offset	3	14 – 24	2 – 3	1.4
Aluminum RapidGrip	2	14 – 18	2 – 3	1.4
Aluminum End	4	10 – 24	1½ – 3	1.5
<b>Specific Purpose Wrenches</b>				
Chain	5	12 – 36	2 – 4½	1.5
Strap	8	11¾ – 18	2 – 5	1.5
Chain Tongs	6	64 – 87	¼ – 18	1.6
Hex	3	9½ – 20	⅝ – 2	1.6
Spud	1	12	⅜ – 2⅝	1.6
Adjustable	10	6 – 24	¾ – 2¼	1.7
Internal	1	4½	1 – 2	1.7
Basin	3	10 – 17	⅜ – 2½	1.7
One Stop	1	–	–	1.8
Plastic Nut Basin	1	11	–	1.8
Hand Tool Kit	1	–	–	1.9
Wrench Parts	–	–	–	1.9

## Heavy-Duty Pipe Wrenches



### Straight Pipe Wrench

- Sturdy, cast-iron housing and I-beam handle with full floating forged hook jaw, featuring self-cleaning threads with replaceable hook and heel jaws.
- Heavy-duty pipe wrenches comply with federal specifications GGG-N65IE, Type II, Class A.

Catalog No.	Model No.	Nom. Size		Pipe Capacity		Weight		Std. Pack
		in.	mm	in.	mm	lb.	kg	
31000	6	6	150	¾	20	½	0.2	6
31005	8	8	200	1	25	¾	0.3	6
31010	10	10	250	1½	40	1¾	0.8	6
31015	12	12	300	2	50	2¾	1.2	6
31020	14	14	350	2	50	3½	1.6	6
31025	18	18	450	2½	65	5¾	2.6	6
31030	24	24	600	3	80	9¾	4.4	6
31035	36	36	900	5	125	19	8.7	1
31040	48	48	1200	6	150	34¼	15.6	1
31045	60	60	1500	8	200	51¼	23.3	1



### RapidGrip®

- Quick one-handed operation makes your jobs move faster.
- The spring-loaded jaw design provides rapid ratcheting action.
- Unique combination heel/hook jaw design aggressively bites the work piece and ensures a secure grip.

Catalog No.	Model No.	Nom. Size		Pipe Capacity		Fittings Cap.		Weight		Std. Pack
		in.	mm	in.	mm	in.	mm	lb.	kg	
10348	10	10	250	1½	37.5	1	25	1.6	0.7	6
10358	14	14	350	2	50	1½	37.5	3.1	1.4	6



### End Pipe Wrench

- Assures a fast and easy grip for pipe working in restricted spaces or close to a wall.
- Provides a faster, easier way to get a grip and long handle swing.
- Ideal for pipe work close to a wall, in tight quarters or in closely-spaced parallel lines.

Catalog No.	Model No.	Nom. Size		Pipe Capacity		Weight		Std. Pack
		in.	mm	in.	mm	lb.	kg	
31050	E-6	6	150	¾	20	½	0.2	6
31055	E-8	8	200	1	25	¾	0.3	6
31060	E-10	10	250	1½	40	1¾	0.8	6
31065	E-12	12	300	2	50	2¾	1.2	6
31070	E-14	14	350	2	50	3½	1.6	6
31075	E-18	18	450	2½	65	5¾	2.6	6
31080	E-24	24	600	3	80	9¾	4.4	6
31085	E-36	36	900	5	125	19	8.7	1



## Raprench®

- A deeper and broader hook jaw housing provides a smooth, flat surface that is ideal for occasional use as a hammer.
- Offers all of the same outstanding qualities found in all RIDGID heavy-duty wrenches.

Catalog No.	Model No.	Nom. Size		Pipe Capacity		Weight		Std. Pack
		in.	mm	in.	mm	lb.	kg	
31395	10	10	250	1½	40	2	0.9	6



## Heavy-Duty Offset Pipe Wrench

- Features a jaw opening parallel to the handle and a narrower hook jaw head.
- Provides easy entry into tight spots.

Catalog No.	Model No.	Nom. Size		Pipe Capacity		Weight		Std. Pack
		in.	mm	in.	mm	lb.	kg	
89435	14	14	350	2	50	2¼	1.0	6
89440	18	18	450	2½	65	5¾	2.6	6
89445	24	24	600	3	80	9¾	4.4	6



## Compound Leverage Wrench

- A unique design multiplies the turning force applied to a pipe.
- Ideal for freeing locked couplings and joints frozen by age or damage.
- Replaceable jaws are hardened alloy steel.

Catalog No.	Model No.	Nom. Size		Pipe Capacity		Weight		Std. Pack
		in.	mm	in.	mm	lb.	kg	
31375	S-2	—	—	2	50	7¼	3.3	1
31380	S-4A	—	—	5	125	33½	15.2	1
31385	S-6A	—	—	6	150	45½	20.6	1
31390	S-8A	—	—	8	200	68½	31.1	1



For wrench replacement parts, see page 1.9.

## Aluminum Pipe Wrenches

- Nearly 40% lighter than comparable cast-iron wrenches.
- Jaws and all other parts identical to RIDGID Heavy-Duty Wrenches.



### Aluminum Straight Pipe Wrench

- Professional strength in lightweight aluminum.
- Offers the same durability and ease-of-use found in all RIDGID heavy-duty wrenches.

Catalog No.	Model No.	Nom. Size		Pipe Capacity		Weight		Std. Pack
		in.	mm	in.	mm	lb.	kg	
31090	810	10	250	1½	40	1	0.4	6
47057	812	12	300	2	50	2½	1.1	6
31095	814	14	350	2	50	2½	1.1	6
31100	818	18	450	2½	65	3¾	1.7	6
31105	824	24	600	3	80	6	2.7	6
31110	836	36	900	5	125	11	5.0	1
31115	848	48	1200	6	150	18½	8.4	1



### Aluminum Offset Pipe Wrench

- Features a jaw opening parallel to the handle and a narrower hook jaw head.
- Provides easy entry into tight spots.

Catalog No.	Model No.	Nom. Size		Pipe Capacity		Weight		Std. Pack
		in.	mm	in.	mm	lb.	kg	
31120	14	14	350	2	50	2	0.9	6
31125	18	18	450	2½	65	3½	1.6	6
31130	24	24	600	3	80	6	2.7	6



### Aluminum RapidGrip

- All the great benefits of the heavy-duty RapidGrip.
- 35% lighter than heavy-duty models.
- Ideal for overhead applications.

Catalog No.	Model No.	Nom. Size		Pipe Capacity		Fittings Capacity		Weight		Std. Pack
		in.	mm	in.	mm	in.	mm	lb.	kg	
12693	14	14	350	2	50	1½	37.5	2.1	0.9	6
12698	18	18	450	3	75	2½	62.5	4.3	1.9	6



## Aluminum End Wrench

- Ideal for jobs in close quarters and overhead applications.
- Designed for easy access in close parallel lines.
- 40% lighter than heavy-duty wrenches.

Catalog No.	Model No.	Description	Nom. Size		Pipe Capacity		Weight		Std. Pack
			in.	mm	in.	mm	lb.	kg	
90107	E-910	Aluminum End	10	250	1½	40	1	0.4	6
90117	E-914	Aluminum End	14	350	2	50	2	0.9	6
90122	E-918	Aluminum End	18	450	2½	65	3	1.4	6
90127	E-924	Aluminum End	24	600	3	80	5	2.2	6

## Chain Wrenches



- A double jaw gives fast, ratchet-like action in either direction.
- The heavy-duty model has replaceable alloy steel jaws.
- The light-duty model has a one-piece forged alloy steel handle and jaw. Ideal for use in close quarters.

Catalog No.	Model No.	Description	Rated Pipe Capacity		Actual O.D. Capacity		Chain Length		Weight		Std. Pack
			in.	mm	in.	mm	in.	mm	lb.	kg	
31310	C-12	Light-Duty Chain	2	50	4	100	15¾	390	1¾	0.8	1
31315	C-14	Heavy-Duty Chain	2	50	5	125	18½	460	2¾	1.2	1
31320	C-18	Heavy-Duty Chain	2½	60	5	125	20¼	500	6	2.7	1
31325	C-24	Heavy-Duty Chain	3	75	5	125	20¼	500	8¼	3.7	1
31330	C-36	Heavy-Duty Chain	4½	110	7½	185	29	725	15¾	7.1	1

## Strap Wrenches



### Replacement Straps

Catalog No.	Strap Length		Strap Width	
	in.	mm	in.	mm
31990	17	425	½	12
32015	17	425	1½	30
32020	24	600	1½	30
32025	30	760	1½	30
32050	29¼	750	1¾	45
32055	48	1200	1¾	45
32035	17	425	1½	27
32065	30	760	1¾	45

- Best for any polished pipe.
- Strong, woven nylon strap gives tight grip.
- Two models available for plastic pipe.
- Polyurethane-coated strap.

Catalog No.	Model No.	Handle Length		Strap Length		Strap Width		Pipe Capacity		O.D. Tube Capacity		Weight		Std. Pack
		in.	mm	in.	mm	in.	mm	in.	mm	in.	mm	lb.	kg	
31335	1	11¾	300	17	425	½	12	2	50	3½	90	1¼	0.5	1
31340	2	11¾	300	17	425	1½	30	2	50	3½	90	1¾	0.8	1
31345	2	11¾	300	30	760	1½	30	2	50	5½	135	1¾	0.8	1
31350	2	11¾	300	24	600	1½	30	2	50	5½	135	1¾	0.8	1
31355	2P*	11¾	300	17	425	1½	27	2	50	3½	90	1¾	0.8	1
31360	5	18	450	29¼	750	1¾	45	5	125	7	175	2	0.9	1
31365	5	18	450	48	1200	1¾	45	5	125	12	300	2	0.9	1
31370	5P*	18	450	29¼	750	1¾	45	5	125	5½	135	2½	1.0	1

\*Strap designed for use with plastic



For wrench replacement parts, see page 1.9.


## Chain Tongs



- Designed and sized to provide extra leverage for the toughest jobs.
- All models feature double-end jaw styles which can be reversed, except Model 3215, which is a single-end tong.

Catalog No.	Model No.	Description	Total Length		Pipe Capacity		Chain Length		Chain Breaking Strain*		Weight		Std. Pack
			in.	mm	in.	mm	in.	mm	lb.	kg	lb.	kg	
92660	3215	Single-End	87	2209	4-18	114-457	74½	1892	56,000	25,401	156	71	1
92665	3229	Double-End	27	686	¼-2½	13-73	17½	445	13,800	6,260	11	5	1
92670	3231	Double-End	37	939	¾-4	26-114	22½	572	17,600	7,983	21	10	1
92675	3233	Double-End	44	1117	1-6	33-168	32	813	20,100	9,117	29	13	1
92680	3235	Double-End	50	1270	1½-8	48-219	40½	1029	22,000	9,979	39	18	1
92685	3237	Double-End	64	1625	2-12	60-323	55½	1410	31,000	14,061	67	30	1

## Hex Wrenches



- Hex jaw design gives multi-sided, secure grip on all hex nuts, square nuts, unions and valve packing nuts.
- The extra-wide opening offset model is ideal for securing drain nuts on sinks and tubs.
- Thin, smooth jaws slip into the tightest places.

Catalog No.	Model No.	Description	Nom. Size		Pipe Capacity		Weight		Std. Pack
			in.	mm	in.	mm	lb.	kg	
31305	E-110	Offset Hex	9½	240	1½-2½	29-67	1½	0.6	6
31275	17	Straight Hex	14½	362	¾-1¼	16-30	4½	2.0	6
31280	25	Straight Hex	20	500	1-2	25-50	8¾	4.0	6

## Spud Wrench



- 12" Spud Wrench features narrow jaws to fit into tight places.
- Smooth, toothless jaws ideal for square or rectangular stock.

Catalog No.	Model No.	Description	Nom. Size		Pipe Capacity		Weight		Std. Pack
			in.	mm	in.	mm	lb.	kg	
31400	—	Spud Wrench	12	300	¾-2½	10-67	2½	1.1	1



## Adjustable Wrenches



Adjustable Wrenches

Plumber's Wide-Mouth Adjustable Wrenches

- High grade Chrome-Vandium alloy steel.
- Forged and heat-treated for durability.
- Cobalt-plated finish to reduce rust and corrosion.
- Jaw scales in SAE and metric for quick adjustment.
- Plumber's wide-mouth adjustable wrenches provide extended tapered jaws and a compact handle for hard to reach areas.

Catalog No.	Model No.	Description	Nom. Size		Pipe Capacity		Weight		Std. Pack
			in.	mm	in.	mm	lb.	kg	
86902	756	6" Adjustable	6	150	¾	20	¼	0.1	1
86907	758	8" Adjustable	8	200	7/8	25	½	0.2	1
86912	760	10" Adjustable	10	250	1½	30	¾	0.3	1
86917	762	12" Adjustable	12	300	1⅝	35	1½	0.6	1
86922	765	15" Adjustable	15	375	1⅞	40	3	1.3	1
86927	768	18" Adjustable	18	450	2⅞	50	5½	2.3	1
86932	774	24" Adjustable	24	600	2⅞	60	9¼	4.2	1
16503		6" Plumber's Wide-Mouth Adjustable	6	204	7/8	25	¾	0.4	2
16508		8" Plumber's Wide-Mouth Adjustable	8	255	1½	33	1	0.5	2
16513		10" Plumber's Wide-Mouth Adjustable	10	305	1⅝	35	1½	0.7	2


## Internal Wrench



- Holds closet spuds and bath, basin and sink strainers through 2". Use to install or extract 1" through 2" nipples.
- Jaws expand by eccentric action and are reversible for various sizes.

Catalog No.	Model No.	Description	Nom. Size		Pipe Capacity		Weight		Std. Pack
			in.	mm	in.	mm	lb.	kg	
31405	342	Internal	4½	113	1-2	25-50	1½	0.7	1

## Basin Wrenches



- Spring-loaded jaws of forged alloy steel provide fast, one-hand ratcheting.
- Tension plug holds head in any position up to 90° angle.
- Telescopic shanks on Nos. 1017 and 1019 quickly adjust for lengths from 10" to 17".

Catalog No.	Model No.	Description	Nom. Size		Pipe Capacity		Weight		Std. Pack
			in.	mm	in.	mm	lb.	kg	
31170	1010	Basin	10	250	¾-1¼	10-30	1¾	0.8	1
31175	1017	Telescoping Basin	10-17	250-425	¾-1¼	10-30	2	0.9	1
31180	1019	Telescoping Basin	10-17	250-425	1¼-2½	30-60	2	0.9	1



## One Stop Wrench



- The One Stop Wrench is two wrenches in one.
- It provides the exact size wrench you need to install angle stops and compression couplings.



Catalog No.	Model No.	Description	Nom. Size		Weight		Master Pack
			in.	mm	lb.	kg	
97452	2002	One Stop	-	-	.73	0.3	12

## Plastic Nut Basin Wrench



- Designed to reach and turn plastic mounting nuts on faucets, sprayers and ballcocks.



Catalog No.	Model No.	Description	Nom. Size		Weight		Master Pack
			in.	mm	lb.	kg	
66807	2001	Plastic Nut Basin	11	280	1	0.4	10

## Hand Tool Kit



- Adjustable wrenches feature increased capacity, precision broaching, and tapered jaws for reach.
- Tongue & groove pliers boast v-jaws and biased teeth for superior bite and grip.
- Pliers are high-strength forged and incorporate induction-hardened teeth and cutting edges for extended life.
- 6-in-1 multidriver has a contoured handle for superior feel and torque, plus easy to access reversible tips.

Catalog No.	Model No.	Description	Length		Capacity		Weight	
			in.	mm	in.	mm	lb.	kg
20243	—	Hand Tool Variety Case	—	—	—	—	9.5	4.4
86902	756	6" Adjustable Wrench	6	150	¾	20	—	—
86907	758	8" Adjustable Wrench	8	200	⅞	25	—	—
86912	760	10" Adjustable Wrench	10	250	1⅛	30	—	—
16503	776	8" Plumber's Wide Mouth	6	150	1	25	—	—
16508	777	10" Plumber's Wide Mouth	8	200	1⅛	30	—	—
16458	767	8" Slip Joint Pliers	8	200	—	—	—	—
16483	761	7" Diagonal Cutters	7	178	—	—	—	—
16488	766	8" Long Nose Pliers	8	200	—	—	—	—
16493	763	9" Linesman Pliers	9	229	—	—	—	—
62352	709	9½" Tongue & Groove Pliers	9½	241	1¾	46	—	—
16468	710	10½" Tongue & Groove Pliers	10½	267	2¼	60	—	—
16573	1974	6-in-1 Screwdriver	8	200	—	—	—	—

## Wrench Parts: Always insist on genuine RIDGID parts



Wrench Size		Pipe Cap.	Handle Assembly				Nut	Pin	Heel Jaw & Pin Assembly	Coil & Flat Spring Assembly	Hook Jaw
Str.	End		Straight Iron	Straight Aluminum	End Iron	Aluminum End					
			Catalog No.	Catalog No.	Catalog No.	Catalog No.	Catalog No.	Catalog No.	Catalog No.	Catalog No.	
6	E-6	¾	31420	—	31470	—	31570	31575	31560	31565	31555
8	E-8	1	31425	—	31475	—	31595	31600	31585	31590	31580
10	E-10	1½	31430	31510	31480	93907	31615	31625**	31610	31620	31605
12	E-12	2	31435	49972	31485	—	31645	31650	31635	31640	31630
14	E-14	2	31440	31515	31490	93912	31665	31650**	31635	31660	31655
18	E-18	2½	31445	31520	31495	93917	31685	31690	31675	31680	31670
24	E-24	3	31450	31525	31500	93922	31710	31715	31700	31705	31695
36	E-36	5	31455	31530	31505	—	31735	31740	31725	31730	31720
48	—	6	31460	31535	—	—	31760	31765	31750	31755	31745
60	—	8	31465	—	—	—	31785	31790	31775*	31780	31770
10 raprench	—	1½	32775	—	—	—	31615	31625	31610	31620	31605

\* Use with 60" Hook Jaw catalog number 31770.

\*\* Pin for 10" Aluminum End Handle Assembly is catalog no. 95402. Pin for 14" Aluminum End Handle Assembly is catalog no. 95407. For additional wrench parts, see RIDGID Hand Tool Parts Catalog.



# Pipe Vises & Supports



## Pipe Vises & Supports

- Wide selection of pipe accessories designed to work as one.
- Rugged construction for years of dependable service.

Pipe Vises & Support Type	No. of Models	Pipe Capacity (in.)	Height Adj. (in.)	Page
<b>Vises</b>				
Portable Trifold	5	1/8 – 6	–	2.2
Bench Chain	9	1/8 – 8	–	2.2
Stand Chain	1	1/8 – 5	–	2.2
Bench Yoke	5	1/8 – 6	–	2.3
Portable Chain & Yoke	2	1/8 – 5	–	2.3
Pipe Welding	4	1/8 – 8	–	2.3
<b>Pipe Stands</b>				
V Head	2	12	20 – 52	2.4
Ball Transfer	1	12	–	2.4
Roller Head	2	12	23 – 55	2.4
Conveyor Head	1	12	29 – 44	2.4
Adjustable	2	6	23 – 41	2.5
Support Stand	1	12	26 – 42	2.5
Adj. Roller Stand	1	36	–	2.5
Large Diameter Stand	1	24	16 – 79	2.5

## Pipe Vises



425 Portable Tristand Chain Vise



460 Portable Tristand Chain Vise

### Portable Tristand® Vises

- Integral legs and tray fold in for easy carrying and setup. Large vise base overhangs front legs for clear tool swing.
- Complete with slots for hanging tools, pipe rest, three-pipe benders, and ceiling brace screw.
- Model 460 features a larger work surface for increased pipe capacity, 6" diameter, rear support and receding ceiling brace screw.
- Model 425 features "quick grab", self-locking latch and carrying handle for ease of transport.

Catalog No.	Model No.	Description	Pipe Capacity		Weight		Std. Pack
			in.	mm	lb.	kg	
40130	40-A	Portable Tristand Yoke Vise	1/8-2 1/2	3-60	48 1/2	22.0	1
74915	40-A•	Portable Tristand Yoke Vise Export	1/8-2 1/2	3-60	48 1/2	22.0	1
16703	425	Portable Tristand Chain Vise	1/8-2 1/2	3-60	32	14.5	1
72037	460	Portable Tristand Chain Vise**	1/8-6	3-150	47	21.0	1
72042	460E	Portable Tristand Chain Vise Export**	1/8-6	3-150	47	21.0	1

\*\*Jaw for Plastic Pipe, Catalog No. 41280 available; order separately.

•Export Models require assembly.



Top Screw Stand Chain Vise

### Stand Chain Vise

- Handy, portable stand chain vise.
- Sturdy cast-iron frame.
- Equipped with pipe rest, pipe bender, and tool tray. Legs and connecting pipe not furnished.

Catalog No.	Model No.	Description	Pipe Capacity		Weight		Std. Pack
			in.	mm	lb.	kg	
40165	560	Top Screw Stand Chain Vise	1/8-5	3-125	25 3/4	11.7	1



Top Screw Bench Chain Vise

### Bench Chain Vises

- Crank handle is anchored to base.
- Rugged cast-iron base has handy pipe rest and bender. Capacities of 1/8" through 8".
- Two models available for plastic pipe. Toothless jaws are neoprene-coated to prevent scoring of pipe.

Catalog No.	Model No.	Description	Pipe Capacity		Weight		Std. Pack
			in.	mm	lb.	kg	
40185	BC210	Top Screw Bench Chain Vise	1/8-2 1/2	3-60	25 3/4	11.7	1
40195	BC410	Top Screw Bench Chain Vise	1/8-4	3-100	7 3/4	3.5	1
40190	BC210P	Top Screw Bench Chain Vise	1/2-2 1/8	15-70	14 3/4	6.7	1
40200	BC410P	Top Screw Bench Chain Vise	1/2-4 1/2	15-110	7 1/2	3.4	1
40205	BC510	Top Screw Bench Chain Vise	1/8-5	3-125	14 1/2	6.6	1
40210	BC610	Top Screw Bench Chain Vise	1/4-6	6-150	15	6.8	1
40215	BC810	Top Screw Bench Chain Vise	1/2-8	15-200	24 1/2	11.1	1
40175	BC2A	Bottom Screw Bench Chain Vise	1/8-2	3-50	38	17.3	1
40180	BC4A	Bottom Screw Bench Chain Vise	1/8-4	3-100	5 3/4	2.6	1

\*For Plastic Pipe and Tube

# Pipe Vises & Supports



Bench Yoke Vise

## Bench Yoke Vises

- Yoke and base made of strong, dependable iron. Hardened alloy steel jaws and convenient pipe rest and bender.

Catalog No.	Model No.	Description	Pipe Capacity		Weight		Std. Pack
			in.	mm	lb.	kg	
40080	21	Bench Yoke Vise	1/2-2	3-50	8 3/4	4.0	1
40085	22	Bench Yoke Vise	1/2-2 1/2	3-60	13	5.9	1
40090	23	Bench Yoke Vise	1/2-3	3-75	19 3/4	9.0	1
40100	25	Bench Yoke Vise	1 1/2-4	3-100	27 3/4	12.6	1
40110	27	Bench Yoke Vise	1 1/2-6	3-150	65	29.6	1



Portable Chain and Yoke Vise

## Portable Chain and Yoke Vises

- Light, strong, portable post chain vise fits any shape or kind of post.
- Model 640 features a tray for oil can, plus a handy pipe bender.
- Portable yoke vise easily attaches to plank, workbench or post.

Catalog No.	Model No.	Description	Pipe Capacity		Weight		Std. Pack
			in.	mm	lb.	kg	
40125	39	Portable Kit Yoke Vise	1/2-2 1/2	3-60	15 1/2	7.0	1
40170	640	Top Screw Post Chain Vise	1/2-5	3-125	23 1/2	10.7	1

Straight Pipe Welding Vise



Angle Pipe Welding Vise



Elbow Pipe Welding Vise



Flange Pipe Welding Vise



## Pipe Welding Vises

- Made of durable performance-proven material and designed to resist strain, heat and warpage during tacking.
- Machined swivel nuts and pins, together with special chain screws, give smooth and trouble-free assembling of the vise onto pipe.

Catalog No.	Model No.	Description	Pipe Capacity		Weight		Std. Pack
			in.	mm	lb.	kg	
40220	461	Straight Pipe Welding Vise	1/2-8	15-200	15 1/2	7.0	1
40225	462	Angle Pipe Welding Vise	1/2-12	15-300	18 3/8	8.4	1
40230	463	Elbow Pipe Welding Vise	2 1/2-8	60-200	14	6.4	1
40235	464	Flange Pipe Welding Vise	2 1/2-8	60-200	17 1/4	7.8	1

## Pipe Stands

A full range of heavy-duty adjustable pipe stands are available in varying configurations with capacity from 1/8"-36" (3mm-900 mm); suitable for use with threading machines, roll groovers, etc.



### V Head Pipe Stands

Catalog No.	Model No.	Description	Height Adjustment Low-High		Max. Pipe Capacity		Max. Weight Capacity		Weight	
			in.	cm	in.	mm	lb.	kg	lb.	kg
56657	VJ-98	V Head Low Pipe Stand	20-38	51-96	12	300	2500	1136	21	9.5
56662	VJ-99	V Head High Pipe Stand	28-52	71-132	12	300	2500	1136	23	10.4



### Ball Transfer Head

Catalog No.	Model No.	Description	Height Adjustment Low-High		Max. Pipe Capacity		Max. Weight Capacity		Weight	
			in.	cm	in.	mm	lb.	kg	lb.	kg
37997	BTH-9	Ball Transfer Head S/VJ	—	—	12	300	1000	454.5	5	2.3



### Roller Head Pipe Stands

Catalog No.	Model No.	Description	Height Adjustment Low-High		Max. Pipe Capacity		Max. Weight Capacity		Weight	
			in.	cm	in.	mm	lb.	kg	lb.	kg
56667	RJ-98	Roller Head Low Pipe Stand	23-41	59-104	12	300	2500	1136	24	10.9
56672	RJ-99	Roller Head High Pipe Stand	32-55	82-140	12	300	2500	1136	27	12.3



### Conveyor Head Pipe Stand

Catalog No.	Model No.	Description	Height Adjustment Low-High		Max. Pipe Capacity		Max. Weight Capacity		Weight	
			in.	cm	in.	mm	lb.	kg	lb.	kg
56682	CJ-99	Conveyor Head High Stand	29-44	74-112	12	300	2500	1136	19	8.6





## Adjustable Pipe Supports

Catalog No.	Model No.	Description	Height Adjustment Low-High		Max. Pipe Capacity		Max. Weight Capacity		Weight	
			in.	cm	in.	mm	lb.	kg	lb.	kg
42505	46	Adjustable Pipe Support	23-33	59-84	6	152	2500	1136	23	10.4
42510	92	Adjustable Pipe Support	32-41	81-104	6	152	2500	1136	28	12.7



## Support Stand for Roll Groovers

Catalog No.	Model No.	Description	Height Adjustment Low-High		Max. Pipe Capacity		Max. Weight Capacity		Weight	
			in.	cm	in.	mm	lb.	kg	lb.	kg
83380	965	Support Stand f/Groovers	26-42	66-107	12	300	2500	1136	29	13.2



## Adjustable Stand with Steel Rollers

Catalog No.	Model No.	Description	Height		Max. Pipe Capacity		Max. Weight Capacity		Weight	
			in.	cm	in.	mm	lb.	kg	lb.	kg
64642	AR99	Adj. Roller Stand w/Steel Wheels	34	86	36	900	2500	1136	30	13.6



## Large Diameter Pipe Stand

Catalog No.	Model No.	Description	Height Adjustment Low-High		Max. Pipe Capacity		Max. Weight Capacity		Weight	
			in.	cm	in.	mm	lb.	kg	lb.	kg
96372	RJ-624	Large Diameter Pipe Stand	16-31	41-79	24	610	4500	2041	167	75.7



# Pipe/Tube Cutting & Preparation

## Pipe/Tube Cutting & Preparation

- Wide selection from a single source.
- Durable designs.
- Exclusive features for maximum productivity.

Type	No. of Models	Pipe Capacity	Page
<b>Pipe Cutters</b>			
Heavy-Duty	7	1/8" – 6"	3.2
4-Wheel	2	3/4" – 4"	3.3
Wide Roll	1	1/8" – 2"	3.3
Hinged	11	2" – 12"	3.3
Soil Pipe	5	1 1/2" – 8"	3.4-3.5
Torque Wrench	2	–	3.5
Replacement Cutter Wheels	21	–	3.6
<b>Pipe Reamers / Extractor / Taps</b>			
Reamers	4	1/4" – 4"	3.7
Extractors	9	1/8" – 2"	3.7
Extractor Sets	4	1/8" – 1"	3.7
Pipe Taps	11	1/8" – 2"	3.7
<b>Power Pipe Cutting</b>	2	2 1/2" – 12"	3.8 – 3.9
<b>Dry Cut Saws</b>	3	12" – 14"	3.10 – 3.11
<b>Copper Cutting &amp; Prep</b>	2	1/2" – 4"	3.12
<b>Tubing Cutters</b>	20	1/8" – 6 5/8"	3.13 – 3.16
<b>Plastic Pipe Cutters</b>	4	1/8" – 2 3/8"	3.16
<b>Replacement Cutting Wheels</b>	19	–	3.17
<b>Copper Cleaning Brush/Machines</b>	2	1/4" – 6"	3.18
<b>Conduit Sizing Tool</b>	1	1/2" – 3/4"	3.18
<b>Reamers, Deburring Tools</b>	7	1/4" – 4"	3.19



## Pipe Cutters

### Pipe Cutter Selection

Pipe Cutter	Material / Diameter			
	Page No.	Steel / Stainless	Heavy Wall Steel	Cast Iron
Heavy-Duty	3.2 - 3.3	1/8" - 6"		
4-Wheel	3.3	3/4" - 4"		
Wide-Roller	3.3	1/8" - 2"		
Hinged	3.3	2" - 12"		
Soil Pipe	3.4 - 3.5			1 1/2" - 8"



#### Heavy-Duty Pipe Cutters

- Fast, clean pipe cutting by hand or power.
- Extra-long shank protects adjustment threads, while an extra-large handle is provided for quick, easy adjustment.
- Can be converted to 3-wheel cutter by replacing rollers with cutter wheel, or the 2A and 4S can be ordered as 3-wheel model for use in areas where a complete turn is not possible.

Catalog No.	Model No.	Pipe Cutter Description	Pipe Capacity Nominal Size		Weight	
			in.	mm	lb.	kg
32810	1-A	Heavy-Duty	1/8-1 1/4	3-32	6 1/2	3.0
32820	2-A	Heavy-Duty	1/8-2	3-50	7	3.2
32825	2-A	2-A 3-Wheel Heavy-Duty	1/8-2	3-50	7	3.2
32830	3-S	Heavy-Duty	1-3	25-75	15	6.9
32840	4-S	Heavy-Duty	2-4	50-100	18	8.2
32845	4-S	4-S 3-Wheel Heavy-Duty	2-4	50-100	18	8.2
32850	6-S	Heavy-Duty	4-6	100-150	22	10.0

# Pipe/Tube Cutting & Preparation



No. 42-A

No. 44-S

## 4-Wheel Pipe Cutters

- Designed for work in areas where a complete turn is impossible.
- No. 42-A has a short handle for use in areas where only a 130° turn can be made.
- Second handle on No. 44-S makes two-man leverage possible on large pipe sizes.
- Both equipped with four heavy-duty wheels.

Catalog No.	Model No.	Pipe Cutter Description	Pipe Capacity Nominal Size		Weight	
			in.	mm	lb.	kg
32870	42-A	Heavy-Duty 4-Wheel	¾-2	20-50	6¼	3.1
32880	44-S	Heavy-Duty 4-Wheel	2½-4	60-100	20	9.1



No. 202

## Wide-Roll Pipe Cutter

- Featuring extra-wide rolls, this cutter is especially designed for use with power drives.
- The wide rolls provide for true tracking and cleaner cuts.

Catalog No.	Model No.	Pipe Cutter Description	Pipe Capacity Nominal Size		Weight	
			in.	mm	lb.	kg
32895	202	Heavy-Duty Wide Rolls	½-2	3-50	8	3.5



## Hinged Pipe Cutters

- Designed for rapid cutting of 2" through 12" steel pipe, heavy-wall steel pipe and cast-iron pipe.
- The 11 models operate with minimal cutter rotation as necessary for tight quarters.

Catalog No.	Model No.	Hinged Pipe Cutter Description	Pipe Capacity Nominal Size		Weight	
			in.	mm	lb.	kg
73162	424-S*	For Steel Pipe	2-4	50-100	13½	6.0
74227	424-CI	For Cast/Ductile Iron	2-4	50-100	13½	6.0
83080	466-S*	For Steel Pipe	4-6	100-150	28½	13.0
83085	466-HWS*	For Heavy-Wall Steel Pipe	4-6	100-150	28½	13.0
74685	466-CI	For Cast-Iron Pipe	4-6	100-150	28½	13.0
83145	468-S*	For Steel Pipe	6-8	150-200	33	15.0
83150	468-HWS*	For Heavy-Wall Steel Pipe	6-8	150-200	33½	15.2
74700	468-CI	For Cast-Iron Pipe	6-8	150-200	33½	15.2
83165	472-S*	For Steel Pipe	8-12	200-300	41½	19.0
83170	472-HWS*	For Heavy-Wall Steel Pipe	8-12	200-300	42	19.1
74710	472-CI	For Cast-Iron Pipe	8-12	200-300	42	19.1

\* Furnished with X-tra sharp wheel for up to 40% faster cutting.



Three- and four-wheel pipe cutters should only be used when the cutter cannot be rotated completely around the pipe.

## Soil Pipe Cutters



### No. 226 In-Place Soil Pipe Cutter

- The RIDGID 226 In-Place Soil Pipe Cutter is a compact, lightweight tool designed to cut hub and no-hub soil pipe in tight quarters.
- Only 17" long, the Model 226 is perfect for cutting cast iron, concrete and clay pipe where space is limited.
- The Model 226 is especially suited for against-the-wall and other tight quarter applications.
- From the Model 226's compact design to its unique chain latching mechanism, every feature has been engineered for maximum productivity.



### No. 206 Soil Pipe Cutter

- Cuts 1 1/2"-6" No Hub® soil pipe.
- Lighter weight and closer spacing of cutter wheels, together with simple ratcheting action, give smooth cut on lighter wall pipe.
- Ratchet-action handle parallel to pipe allows for application in trenches of minimum width.
- Complete with hand guard to protect operator's knuckles when cutting.



### No. 246 Soil Pipe Cutter

- Cuts 1 1/2"-6" clay, cast-iron or cement pipe and 4" class 22 water main.
- Ratchet-action handle parallel to pipe allows for application in minimum width trenches.
- Complete with hand guard to protect operator's knuckles when cutting.



### No. 228 Soil Pipe Assembly Tool

- Handles all 1 1/2" through 8" gasketed soil pipe without extra, loose attachments.
- Easy assembly of Y, tee and elbow fittings, as well as straight lengths from any angle.
- Slim, compact design lets one man assemble even large sizes quickly and easily.
- Removal of handle facilitates vertical and overhead pipe assembly.



# Pipe/Tube Cutting & Preparation



## No. 276 Soil Pipe Cutter

- Provides one stroke cutting of 1½"-6" service weight, No Hub soil pipe, clay and cement pipe. Makes repeated cuts quickly.
- Expand capacity up to 8" service weight soil pipe by ordering Catalog No. 33665 Chain Extension Assembly.

Catalog No.	Model No.	Description	Capacity		Weight		Std. Pack	Replmt. Chain Cat #
			in.	mm	lb.	kg		
68650	206	Soil Pipe Cutter No Hub	1½-6	50-150	18	8.2	1	33670
69982	226	In-Place Soil Pipe Cutter	1½-6	50-150	18	8.2	1	33670
32900	246	Soil Pipe Cutter	1½-6	50-150	25	11.3	1	34575
74207	276	Soil Pipe Cutter	1½-6	50-150	23	51	1	33670
32905	228	Soil Pipe Assembly Tool	1½-8	50-200	22¼	10.3	1	-
33665	206/226/276	Chain Extension Assy.	-	-	1	3.5	1	-
34570	246	Chain Extension Assy.	-	-	1	3.5	1	-

## Tool Capacity

Type of Pipe	Pipe Size in Inches	
	Standard Capacity w/ Chain Extension	Maximum Capacity w/o Chain Extension
Clay Pipe	1½"-6"	1½"-8"
No Hub Cast Iron	1½"-6"	1½"-8"
Service Weight Cast Iron	1½"-6"	1½"-8"
Concrete Pipe	4"-6"	4"-6"
Extra Heavy Soil Pipe	2"-5"	2"-5"



## No. 902 Torque Wrench

- Preset to eliminate guesswork in No Hub soil pipe installations.
- Assures proper coupling tightness for strong, leak-free joints.
- The 5/16" drive tightens with a fast ratchet action until the wrench clicks for accurate 60 inch-pounds torque.

## No. 904 Torque Wrench


- The 3/8" drive tightens with a fast ratchet action until the wrench clicks for accurate 80 inch-pounds torque.

Catalog No.	Model No.	Description	Torque		Weight		Std. Pack
			in. lb.	NM	lb.	kg	
31410	902	Torque Wrench for No Hub Cast-Iron Soil Pipe Couplings	60	6.8	½	0.2	1
14988	904	Torque Wrench for No Hub Cast-Iron Soil Pipe Couplings	80	9.0	½	0.2	1





## Reamers, Extractors & Taps



### Pipe Reamers

- No. 2-S Spiral Ratchet Reamer – Self-feeding spiral design for extra-fast and easy hand reaming. *Model 2S Reamer is not suitable for power drive reaming.*
- Nos. 2 and 3 Ratchet Reamers – Long taper design will not dig in. Suitable for use with power drives.
- No. 254 Spiral Ratchet Reamer – Hollow center reduces weight. Large pressure plate. Hardened alloy steel cone removable for sharpening.

Catalog No.	Model No.	Description	Capacity		Weight		Std. Pack	Replacement Cone Cat. No.
			in.	mm	lb.	kg		
34955	2-S	Spiral Reamer	¼ - 2	6-50	7¼	3.3	1	35020
34945	2	Straight Reamer	½ - 2	3-50	7	3.2	1	34975
34950	3	Straight Reamer	¾ - 3	9-75	11½	5.2	1	35090
34960	254	Spiral Reamer	2½ - 4	62-100	14	6.4	1	35135

Note: All reamers include handle.

### Pipe Extractors

- RIDGID pipe extractors make easy work of removing broken threaded ends of pipe, pipe plugs and fittings.
- Each is plainly marked showing drill size used when solid ends of plugs and fittings must be drilled to receive extractor.



#### Individual Pipe Extractors

Catalog No.	Model No.	Catalog No.*	Part No.*	Pipe Size		Length Overall		Use Drill		Weight		Std. Pack
				in.	mm	in.	mm	in.	mm	oz.	g	
35595	80	—	—	½	3	2¼	56	¼	6	¾	21	6
35600	81	—	—	¼	6	2½	62	¾	9	1½	43	6
35605	82	—	—	¾	10	2¾	69	½	12	2½	61	6
35610	83	35640	83E	½	12	3	65	⅝	16	4	113	6
35615	84	35645	84E	¾	20	3¼	81	1⅜	20	7½	213	6
35620	85	35650	85E	1	25	3½	87	1⅞	26	12½	354	6
35625	86	35655	86E	1¼	32	3¾	94	1⅞	34	20	567	6
35630	87	35660	87E	1½	40	4	100	1⅞	39	26	737	6
35635	89	35665	89E	2	50	4½	112	2⅞	52	50	1417	6

\*Pipe Extractors for Schedule 80 pipe

#### Pipe Extractor Sets

Catalog No.	Model No.	Capacity/Pipe Size		Set Includes	Weight		Std. Pack
		in.	mm		oz.	g	
35670	880	½ - ½	3-12	Nos. 80 to 83 Inclusive	8	227	1
35675	881	¼ - ¾	6-20	Nos. 81 to 84 Inclusive	16	454	1
35680	882	¼ - 1	6-25	Nos. 81 to 85 Inclusive	28	794	1
35685	883	½ - 1	3-25	Nos. 80 to 85 Inclusive	28	794	1

### Pipe Taps: Hand use only

- Made from carbon steel in right hand configuration only.
- These taps are especially suited for restricted area work.
- All taps have taper of ¾" per foot.



Catalog No.	Model No.	Description	Drill Size	Nominal Pipe Size		Threads Per Inch	Weight		Std. Pack
				in.	mm		lb.	kg	
35815	E-5112	Pipe Tap-NPT	2⅞	½	3	27	⅞	0.03	1
35820	E-5113	Pipe Tap-NPT	⅞	¼	6	18	⅞	0.06	1
35825	E-5114	Pipe Tap-NPT	⅞	¾	10	18	¼	0.1	1
35830	E-5115	Pipe Tap-NPT	⅞	½	12	14	¼	0.1	1
35835	E-5116	Pipe Tap-NPT	⅞	¾	20	14	½	0.2	1
35840	E-5117	Pipe Tap-NPT	⅞	1	25	11½	1	0.5	1
35845	E-5118	Pipe Tap-NPT	⅞	1¼	32	11½	1¼	0.6	1
35850	E-5119	Pipe Tap-NPT	⅞	1½	40	11½	2	0.9	1
35855	E-5120	Pipe Tap-NPT	⅞	2	50	11½	¾	1.5	1

## Power Pipe Cutters



Model No. 258

### Power Pipe Cutter / Model 258 2½" to 8" Diameter Pipe

The RIDGID Model 258 Power Pipe Cutter cuts 2½" to 8" schedule 10\*/40 steel pipe, galvanized pipe, rigid conduit etc. at the job site or in the shop. Powered by the RIDGID No. 700 Power Drive, the 258 is a displacement cutter that provides square cuts. The operator controls the feeding rate by pumping the hydraulic foot pump throughout the operation. A square cut with minimal burr on either 21' or nipple lengths of pipe is achieved quickly\*\* without abrasive dust, sparks, or open flame. Also, the RIDGID Pipe Roller for Beveling can be used to rotate the pipe while a second operator uses a grinder to bevel the pipe. Some of the 258 advantages are:

- Square cut 21' or nipple lengths of pipe without effort.
- Easily cuts by displacing instead of removing pipe material.
- No abrasive dust, dangerous sparks, or open flame.
- Quickly cuts steel pipe with minimal burr.
- Great for cutting pipe for groove joining.
- Heavy-duty design is perfect for field or shop use.
- Adaptable for beveling.

### Specifications

- Cutting Capacity: Model 258 2½" to 8" schedule.
- 10\*/40 steel pipe.
- Model 700 Power Drive.
- Power Drive RPM: 33 (no load).
- Weight: 105 lbs. (excludes No. 700 Power Drive, see page 4.15).

### Standard Equipment

- One (1) RIDGID 774 Square Drive Adapter.
- One (1) 8½" HD Cutter Wheel Assembly.
- One (1) Hydraulic Ram and Foot Pump.
- Two (2) 2½" to 12" Ball Transfer Pipe Supports.

*\*Use the thin cutter wheel for best results.*

*\*\*Cutting time varies with pipe schedule and diameter.*

*Note: Models 258 and 258XL are not recommended to cut cast iron pipe. For optimum wheel life always properly support the work piece with pipe supports. (See pages 2.2 to 2.5)*



Model 700 ready for mounting on Model 258 Unit, see page 4.15



Model 258 with Pipe Roller in use for beveling. Two operators are recommended for this operation.



Model 258 Pipe Cutter with No. 700 Power Drive in use for cutting.

# Pipe/Tube Cutting & Preparation



Model No. 258XL

## Power Pipe Cutter / Model 258XL 8"-12" Diameter Pipe

The RIDGID 258XL offers 8"-12" diameter pipe cutting capacity. Utilizing displacement type cutter wheel technology, the patented design enables larger diameter pipe to be cut to length. The 258XL also uses the RIDGID 700 Power Drive to rotate the heavy-duty cutter wheel. Now one person can easily square cut 12" schedule 40 pipe in minutes.

### Specifications

- Cutting Capacity: Model 258XL: 8"-12" schedule 10\*/40 steel pipe.
- Model 700 Power Drive RPM: 33 (no load).
- Weight: 140 lbs. (excludes No. 700 Power Drive, see page 4.15).

### Standard Equipment

- One (1) RIDGID 774 Square Drive Adapter.
- One (1) 8½" H-D Cutter Wheel Assembly.
- One (1) Hydraulic Ram and Foot Pump.
- Two (2) 2½" to 12" Ball Transfer Pipe Supports.

*\*Use the thin cutting wheel for best results.*

*Note: For optimum wheel life properly support the work piece with standard pipe supports. (See pages 2.2 to 2.5)*



Pipe Support



Pipe Roller For Beveling  
(Model 258 Only)



Transport Cart

### Ordering Information

Catalog No.	Model No.	Description	Weight	
			lb.	kg.
50767	258	2½"-8" Pipe Cutter	105	48
58227	258-XL	8"-12" Pipe Cutter	140	63

*Note: 700 Power Drive not included. For information on 700 Power Drive see page 4.15.*

### Accessories

66687	-	8½" H-D Cutter Wheel Assembly (includes HD Cutter Wheel, hub w/pins, cover plate)	13	5.9
50812	E-258	8½" H-D Cutter Wheel only	2	1
58222	E258-T	8½" Thin Wall Cutter Wheel Only (PVC and Steel)	2	1
54397	-	Transport Cart	24	11
60002	258PS	Pipe Support 2½"-12"	7	3.1
60007	-	Replacement Ball Transfer Head Set	5½	2.5
61757	-	Pipe Roller for Beveling (for Model 258 only)	13	6

# Pipe/Tube Cutting & Preparation

## Saws



Model 614  
Dry Cut Saw

### Dry Cut Saw / Model 614

The Model 614 features carbide-tipped blades to cut different materials and geometric configurations without cutting fluid. Cutting with the Model 614 generates no burr, abrasive dust or heat, providing clean and fast cuts on steel, copper, plastic and wood. Either straight or miter, the Model 614 offers the largest cutting capacity in its class.

#### Specifications

- Powerful 15 amp 2HP motor.
- Miter cut up to 45°.
- Blade dimensions 14" x 80T x 00087" x 1".
- Spindle lock.
- Dust collector.
- Built-in maintenance tools.
- Exclusive quick-acting vise.
- CSA approved.
- Approved to UL standards (NRTLCL).

#### Standard Equipment

- One (1) dry cut saw with quick acting vise.
- One (1) 14" – 80 tooth blade (installed).
- Two (2) maintenance tools.

#### Ordering Information

Catalog No.	Model No.	Description	Weight	
			lb.	kg
71687	614	Dry-Cut Saw, 115V, 60Hz	47	21
72862	614	Dry-Cut Saw, 230V, 60Hz*	47	21

\*Not for sale in the U.S. or Canada

### Blades for RIDGID Models 614 and 590 Dry Cut Saws

#### Ordering Information

Catalog No.	Model No.	Description	Weight	
			lb.	kg
71697	–	12" Carbide-Tipped Blade 60 Tooth	2	0.90
71692	–	14" Carbide-Tipped Blade 80 Tooth	3	1.30

### Model 614 Capacity

Cutting Angle	Workpiece Geometry		
	○	□	□
90° Cuts	5½" O.D. 130mm	3¾" x 7" 95mm x 180mm	4¾" x 4¾" 120mm x 120mm
45° Cuts	4½" O.D. 105mm	3½" x 4" 80mm x 100mm	4¾" x 4¾" 90mm x 90mm

# Pipe/Tube Cutting & Preparation



Model CM1450  
Abrasive Saw

## Abrasive Saw / Model CM1450

From pipe to angle iron, rebar to metal studs, the Model CM1450 can handle the work. The CM1450 makes work easier and more productive with the comfortable D-grip handle and the ability to make 45° cuts from right or left angles.

### Benefits

- Heavy-duty cast iron base with non-slip rubber feet – Sturdy support during operation, less vibration.
- D-Handle grip – Ergonomic handle maximizes user comfort.
- Die Cast aluminum motor housing with externally accessible brushes – Helps dissipate heat; easy to replace worn brushes.
- Tool-less fence adjustment – Quick and easy fence adjustment for angle cuts.
- Arbor lock and arbor wrench included – Wrench is stored under the base for easy removal of abrasive disk.

### Specifications

- Miter Capacity: 45° left / 45° right.
- RPM: 3900.
- Motor: 15 amp.
- Abrasive Disk: 14" Diameter : 1" Dia. arbor hole, 3/16" thick.

### Ordering Information

Catalog No.	Model No.	Description	Weight	
			lb.	kg
10888	CM1450	14" Abrasive Chop Saw, 115V, 60Hz	55	24.9
42956	–	Pack of 10 Abrasive Disks for Steel	13 <sup>3/8</sup>	6.2

### Capacity: at 90° Cutting Angle

Applicable Wheel Dimensions	355mm (14") Outer Diameter x Less Than 4.5mm (3/16") Thickness x 25.4mm (1") Hole Diameter					
	Workpiece Configuration (Cross-Section)					
Maximum Cutting Capacity "a"	1/2" (12.7mm)	2" (50.8mm) Square or Round	5" (127mm) 1/2" wall (12.7mm) thickness	4 1/2" (114.3mm) 1/2" wall (12.7mm) thickness	1/2" (12.7mm) Solid	5" (127mm)

# Pipe/Tube Cutting & Preparation

## Copper Cutting Prep Machines



Model 122



Model 122XL

### Model 122 Capacity

- Copper Tube: ½" - 2" (12mm - 60mm).
- Copper Fittings: ½" - 2" (12mm - 60mm).

### Model 122XL Capacity

- Copper Tube: ½" - 4" (12mm - 120mm).
- Copper Fittings: ½" - 4" (12mm - 120mm).

These machines are designed to cut, clean, ream\*, and debur ½" to 4" copper tubing and fittings quickly and professionally. Weighing only 50 pounds and 80 pounds, respectively, and possessing a conveniently located carrying handle, the Models 122 and 122XL are ideal for transport directly to the job site. Rugged cast aluminum housing and powerful ⅓ HP induction motor assure long life.

### Features

- Powerful, ⅓ HP induction motor drives rollers at 450 RPM (122), 300 RPM (122XL).
- Rugged O.D. Cleaning Brush cleans tubing quickly with minimal effort.
- Core Reamer easily removes turbulence-causing burrs.
- Cutting Handle adjusts to accommodate different tubing sizes.
- Cutter Wheel tested to over 10,000 cuts.
- Guide Rollers ensure a straight cut with no tracking.
- Large Carrying Handle for easy transport to the job site.
- Built-in ½"-Incremental Scale for quick, easy measuring.
- Fitting Brush Kit includes six brushes, storage rack and collet.
- CSA approved.
- Approved to UL standards (NRTL).

### Technical Specifications

- Motor: ⅓ HP, 115V, 60Hz Induction Motor.
- Switch: Toggle On/Off.
- Cutter Wheel: Model 2191 HD Wheel (122).
- Cutter Wheel: Model 122 SS (122XL).
- Roller Speed: 450 RPM (122), 300 RPM (122XL).
- Reamer: Single Flute Cone, RH, ½" to 2" (122).
- Reamer: Single Flute Cone, RH, ½" to 4" (122XL).

### Standard Equipment

#### Model 122

- One (1) O.D. Cleaning Brush.
- One (1) Core Reamer.
- One (1) Fitting Brush Storage Kit.

#### Model 122XL

- One (1) O.D. Cleaning Brush.
- One (1) O.D. Deburring Disk.
- One (1) Core Reamer.

\*Reams up to 2" in diameter

### Ordering Information

Catalog No.	Model No.	Description	Weight	
			lb.	kg
93492	122	115V Copper Cutting/Prep Machine ½"-2"	50	22.68
10973	122XL	115V Copper Cutting/Prep Machine ½"-4"	83	37.65

### Accessories

93717	-	½" Fitting Brush (3 Per Pack)	½	0.24
93722	-	¾" Fitting Brush (3 Per Pack)	½	0.26
93727	-	1" Fitting Brush (3 Per Pack)	¾	0.27
93732	-	1¼" Fitting Brush (3 Per Pack)	¾	0.29
93737	-	1½" Fitting Brush (3 Per Pack)	¾	0.77
93742	-	2" Fitting Brush (3 Per Pack)	1¾	0.79
12638	-	2½" Fitting Brush (3 Per Pack)-122XL Only	1¾	0.79
12643	-	3"-4" Fitting Brush (3 Per Pack)-122XL Only	2	0.82
94682	-	O.D. Cleaning Brush	1	0.44
46105	-	O.D. Debur Disk	1¼	0.57
93747	-	Quick-Change Collet	2¼	0.95
93712	-	Fitting Brush Holder	6	2.63
93707	-	Fitting Brush Storage Kit Includes Mountable Storage Rack, Quick-Change Collet, Spare Cutter Wheel, and Brushes (½", ¾", 1", 1¼", 1½", 2")	3	1.39
36662	301A	Model 301A Foot Switch-120V	7½	3.39
33175	2191	Cutter Wheel for Copper	¼	0.01
33551	122SS	Cutter Wheel for Copper and Stainless Steel	¼	0.01
10343	-	Wheel Pin for 33551 Cutter Wheel	¼	0.01
42360	1206	1206 Stand	31	14.06



The heavy-duty O.D. Cleaning Brush cleans the outside diameter of ½" or 2" copper tubing quickly and easily.



The Inner Reamer removes turbulence-causing burrs quickly and effortlessly.



The optional fitting brush attachments can be used to clean fittings fast.



The optional Debur Disk is used to grind the O.D. edge to help with tight fittings.

## Tubing Cutters

### Tubing Cutter Selection

Cutter	Page No.	Material / Diameter			
		Steel / Stainless	Copper	Plastic / PVC	Aluminum
Close Quarters	3.13		1/8" - 1 1/8"		
Constant Swing	3.14		1/8" - 2 3/8"		
Tubing & Conduit	3.15		1/8" - 3 1/8"		
Quick Acting	3.15		1/8" - 6 5/8"		
Plastic Pipe	3.16			1/8" - 2 3/8"	
Copper Cutting Machines	3.12	1/2" - 4"			

#### Close Quarters Tubing Cutters

- Specifically designed for use in restricted spaces on small diameter, hard and soft copper, aluminum, brass and plastic tubing; rollers include grooves for close-to-flare cuts.
- Strong, lightweight slide and wheel housing, large knurled feed screw knob gives easy control of cutting pressure for clean cuts.
- The Model 117 and 118 include a self-feeding cutter wheel that automatically cuts after tightening the knob only once.
- The Model 117 features a special knob for easier tightening of the feedscrew.



No. 117



No. 118

Catalog No.	Model No.	Description	Std. Wheel	Capacity		Weight		Standard Pack
				in.	mm	lb.	kg	
40617	101	Close Quarters Cutter*	E-3469	1/4-1 1/8	6-28	1/4	0.1	6
32975	103	Close Quarters Cutter	E-3469	1/8-5/8	3-16	1/8	0.1	6
32985	104	Close Quarters Cutter	E-3469	3/16-1 5/16	5-24	1/4	0.1	6
97787	117	Close Quarters Quick-Feed Cutter	E-3469	3/16-1 5/16	5-24	1/4	0.1	12
86127	118	Close Quarters Quick-Feed Cutter*	E-3469	1/4-1 1/8	6-28	1/4	0.1	12

\* Models 101 and 118 include spare cutter wheel in knob



For best cutting results, change the cutter's wheel pin at least once for every two cutter wheel replacements

# Pipe/Tube Cutting & Preparation

## X-CEL™ Means Speed

Many of our most popular tubing cutters now include several X-CEL features to make your job quicker and easier.

- X-CEL Knob – cut tubing more quickly and easily with our larger, more ergonomic designs.
- X-CEL Wheel Pin – change your cutter wheel quickly using our new ball detent design...no tool needed...no lost clips!
- Spare cutter wheels included for maximum uptime.



### Constant Swing Cutters with New X-CEL Features

- Telescoping feed screw design keeps the cutter at the same length regardless of tubing diameter – good for tight spaces.
- Features an enclosed feed screw to eliminate clogging and jamming, grooved rollers for close-to-flare cuts, and a fold-away reamer.
- Now includes X-CEL knob and X-CEL Pin for quicker cutting and wheel replacement.
- Made from high-strength zinc alloy.
- Spare cutter wheel included in the knob.
- Cuts copper, brass, and aluminum tubing and thin-wall conduit.

Catalog No.	Model No.	Description	Std. Wheel	Capacity		Weight		Standard Pack
				in.	mm	lb.	kg	
31622	150	Feed Cutter	E-3469	1/8-1 1/2	3-28	7/8	0.4	6
31627	150	Above w/H-D Wheel(s)	E-4546	1/8-1 1/2	3-28	7/8	0.4	6
66737	150-L	Constant Swing Cutter	E-3469	1/4-1 3/8	3-35	7/8	0.4	6
66742	150-LS	Above w/H-D Wheel(s)	E-4546	1/4-1 3/8	3-35	7/8	0.4	6



### Enclosed Feed Cutters


- Cuts copper, brass and aluminum tubing and thin-wall conduit.
- Both Enclosed Feed Cutters have a quick-acting mechanism for faster size adjustments.
- Spare cutter wheel.

Catalog No.	Model No.	Description	Std. Wheel	Capacity		Weight		Standard Pack
				in.	mm	lb.	kg	
33055	205	Ratcheting Encl. Feed Cutter	E-3469	1/4-2 3/8	6-60	1 3/4	0.8	1
33070	205	Above w/H-D Wheel(s)	E-4546	1/4-2 3/8	6-60	1 3/4	0.8	1



# Pipe/Tube Cutting & Preparation

**NEW**



No. 15

## Tubing & Conduit Cutters with New X-CEL Features

- Clean, square cuts are easily made on copper, brass, aluminum and thin-wall conduit.
- Now includes X-CEL Knob for quicker cutting.
- Nos. 10, 15 and 20 feature a convenient fold-away reamer.
- No. 30 is rated for larger diameter steel and stainless steel tubing.
- No. 15-SI is especially designed for stainless steel tubing. Includes special roller bearings and cutter wheel to make stainless cutting easier.

Catalog No.	Model No.	Description	Std. Wheel	Capacity		Weight		Standard Pack
				in.	mm	lb.	kg	
32910	10	Screw Feed Cutter	F-158	1/8-1	3-25	7/8	0.4	6
32915	10	Above w/H-D Wheel	E-1240	1/8-1	3-25	7/8	0.4	6
32920	15	Screw Feed Cutter	F-158	3/16-1 1/8	5-28	1 1/4	0.6	6
32925	15	Above w/H-D Wheel	E-1240	3/16-1 1/8	5-28	1 1/4	0.6	6
32930	20	Screw Feed Cutter	F-158	5/8-2 1/2	16-54	1 3/4	0.8	1
32935	20	Above w/H-D Wheel	E-1240	5/8-2 1/2	16-54	1 3/4	0.8	1
32940	30	Screw Feed Cutter	E-2558	1-3 1/2	25-79	3 1/2	1.6	1
32950	30	Above w/H-D Wheel	E-2191	1-3 1/2	25-79	3 1/2	1.6	1
97212	15-SI	Stainless Steel Cutter	E-1525	3/16-1 1/8	5-28	1 1/8	0.6	1

**NEW**



No. 151

## Quick-Acting Tubing Cutters with New X-CEL Features

- Models 151-156 feature a quick-acting design, I-beam construction, hardened wear surfaces and thrust bearing slide assemblies for smooth operation.
- All Models now include an X-CEL Knob and X-CEL Pin for quicker cutting and wheel replacement.
- These cutters are available in models for plastic pipe or metallic tubing.
- Models 151 and 152 feature fold-away reamers.

Catalog No.	Model No.	Description	Std. Wheel	Capacity		Weight		Standard Pack
				in.	mm	lb.	kg	
31632	151	Quick-Acting Cutter	E-3469	1/4-1 1/8	6-42	7/8	0.4	6
31637	151-P	Above w/Wheel for Plastic*	E-2155	1/8-1 1/4**	10-40**	7/8	0.4	6
31642	152	Quick-Acting Cutter	E-3469	1/4-2 1/8	6-66	1 1/8	0.9	1
31647	152-P	Above w/Wheel for Plastic*	E-2155	1/4-2**	10-63**	1 1/8	0.9	1
34572	152-P	Above w/Wheel for PVC	E-5272	1/4"-2**	10-63**	1 1/8	0.9	1
36597	153	Quick-Acting Cutter	E-3469	1 1/4-3 1/2	32-90	2	0.9	1
36592	153-P	Above w/Wheel for Plastic*	E-2155	1-3**	25-75**	2	0.9	1
31652	154	Quick-Acting Cutter	E-2558	1 7/8-4 1/2	48-116	3	1.4	1
31657	154-P	Above w/Wheel for Plastic*	E-2156	1 1/2-4**	50-110**	3	1.4	1
31662	156	Quick-Acting Cutter	E-2558	4-6 5/8	100-170	4 1/8	1.9	1
31667	156-P	Above w/Wheel for Plastic*	E-2157	4-6**	110-160**	4 1/8	1.9	1

\*Plastic models include spare cutting wheels for cutting copper  
 \*\*Nominal Plastic Pipe Size

### **RIDGID Quick-Acting plastic cutter models are equipped to easily convert to cut copper or other metallic tubing.**

- 1.) Remove spare copper cutting wheel from knob.
- 2.) Reverse knob position so that the "Cu" notation is visible inside the knob.
- 3.) Screw knob back on to handle.
- 4.) Using the X-CEL Wheel Pin, you can quickly replace the existing plastic cutting wheel with the copper cutting wheel. You're now ready to cut copper, aluminum, and brass tubing.
- 5.) When you wish to revert to plastic cutting, follow the same instructions but make sure to reposition knob so that "PE" and "PVC" notations are visible inside knob.

# Pipe/Tube Cutting & Preparation

## Tubing Cutters



No. 108

### Internal Tubing Cutters

- For trimming tubing below floor level for shower/floor drain installations, or above the ceiling for sprinkler head installations.
- Model 106 features a tool steel and aluminum body while 108 and 109(P) have cast iron bodies.
- Each model features hardened steel rollers and cutter wheels.
- Model 109P is equipped to cut PVC or ABS plastic.
- Model 102 internal cutter features reamer type end for ease of entry into distorted or burred tubing, and will cut lengths from  $\frac{5}{16}$ " -  $4\frac{1}{2}$ " (8 mm-113 mm).

Catalog No.	Model No.	Description	Std. Wheel	Capacity		Weight		Standard Pack
				in.	mm	lb.	kg	
33005	106	Internal Cutter	E-2558	2-3 Nominal	50-75			
83240	108	Internal Cutter	E-2558	$\frac{1}{4}$ - $2\frac{3}{8}$ Depth	6-67	$2\frac{3}{8}$	1.1	1
83290	109	2-Handle Internal Cutter	E-2558	$\frac{1}{4}$ - $2$ Nominal	6-50			
83295	109-P	Above w/Wheel for Plastic	E-5299	$\frac{1}{4}$ - $1\frac{3}{4}$ Depth	6-45	2	0.9	1
32970	102	Lathe-Type Internal Cutter	E-983	$2\frac{1}{2}$ - $4$ Nominal	60-100	4	1.8	1
				$\frac{1}{4}$ - $2\frac{1}{8}$ Depth	6-54	4	1.8	1
				$2\frac{1}{4}$ - $4$ Nominal	60-100	$1\frac{1}{8}$	0.5	1
				$\frac{1}{4}$ - $2\frac{1}{8}$ Depth	6-54	4	1.8	1
				$\frac{1}{2}$ - $\frac{3}{4}$ Nominal	12-20	$1\frac{1}{8}$	0.5	1

## Plastic Pipe Cutters



No. 138



No. 1493



No. BK-100S & No. BK-125S

### Models 138 and 1493 Ratchet Cutters

- Designed for quick, clean cuts through plastic pipe and tube.
- These cutters feature compound leverage ratchet mechanisms and hardened steel blades.
- Model 138 offers one-hand operation.
- Do not use to cut plastic coated metallic tubing or pipe.

### Models BK-100S and BK-125S Scissor Cutters

- Easy-to-use tools that can cut most grades of plastic and rubber pipe and tubing, including Sch. 40 PVC.
- Spring loaded handles provide instant adjustment to proper pipe size.
- "Burr-less" cutting operation provides a square cut.
- Replaceable stainless steel cutting blade folds into handle for safe handling and carrying.
- Small profile makes it ideal for limited working spaces and carrying in back pocket or tool pouch.
- Do not use to cut plastic-coated metallic tubing or pipe.

Catalog No.	Model No.	Description	Std. Wheel	Capacity		Weight		Standard Pack
				in.	mm	lb.	kg	
91125	138	Plastic Pipe Cutter	92170	$\frac{1}{8}$ - $1\frac{1}{2}$ O.D.	3-38	$1\frac{1}{4}$	0.6	1
12831	1493	Plastic Pipe Cutter	22086	$\frac{1}{8}$ - $2\frac{3}{8}$ O.D.	3-60	$2\frac{1}{2}$	1.2	1
73842	BK-100S	1" Plastic Pipe Scissors Cutter	73852	$1\frac{1}{16}$	32	0.4	0.1	6
73847	BK-125S	$1\frac{1}{4}$ " Plastic Pipe Scissors Cutter	73857	$1\frac{1}{8}$	42	0.4	0.1	6



## Inner-Outer Copper Cleaning Brush



- Combines tube cleaning and fitting brush into one hand tool.
- High carbon steel brushes quickly clean 1/2" or 3/4" nominal tube and fittings in preparation for soldering or brazing.
- Durable plastic construction designed for easy brush replacement.

Catalog No.	Model No.	Capacity	Weight		Standard Pack
			oz.	g	
34142	4100	I-O Copper Cleaning Brush	3 1/4	90.7	10
34147	—	Replacement Brush Set	1 1/2	45.3	1

### Accessories for No. 124 Copper Cleaning Machine

- Cleaning Brushes: 13 internal, standard-duty wire for 1/2" – 4" fittings.
- External Cleaning Brush and Deburring Cutter: For 1/2" – 2" fittings and 1/2" – 4" tube.
- Reamer: Replaceable blade for 1/2" – 2" tube.
- Accessories: No. 126 Facing Cutter – Replaceable hardened steel insert.
- Fitting Brushes: Small internal brushes for refrigeration and air conditioning.

Catalog No.	Model No.	Description	Weight	
			lb.	kg
47395	126	4" Facing Cutter	1 3/4	0.7
46425	E-6128	2" to 4" Brush Arbor	1/4	0.08
46450	E-6212-X	5" to 6" Brush Arbor	1 1/4	0.5
42295	D-1415	External Brush	3/4	0.3

Standard-Duty Brushes		Brushes for No. 124 Machine		
Catalog No.	Model No.	Description	Weight	
			oz.	g
42245	E-5715	3/8" (10 mm) Fitting Brush	1	28
42250	E-5720	1/2" (13 mm) Fitting Brush	1	28
42255	E-5721	3/4" (19 mm) Fitting Brush	1	28
42260	E-5722	1" (25 mm) Fitting Brush	2	56
42265	E-5723	1 1/4" (32 mm) Fitting Brush	2	56
42270	E-5724	1 1/2" (38 mm) Fitting Brush	4	113
42275	E-5725	2" (51 mm) Fitting Brush	6	170
42280	E-5726	2 1/2" (64 mm) Fitting Brush	8	227
42285	E-5727	3" (76 mm) Fitting Brush	10	283
42290	E-5728	4" (102 mm) Fitting Brush	14	397
**42300	**D-1545	5" (127 mm) Fitting Brush	16	454
—	—	6" (152 mm) Fitting Brush	18	510

\*\* Requires Brush Arbor Catalog No. 46450. See ordering information this page.

## Conduit Sizing Tool



### No. 575 EMT Sizing Tool for Conduit

- Quickly resizes thin-wall conduit ends that have become deformed after installation.
- Tool can also be used for slight bending of 1/2" and 3/4" conduit ends for alignment purposes.
- Hardened alloy steel resists wear.

Catalog No.	Model No.	Capacity	Weight		Standard Pack
			lb.	kg	
36005	575	1/2" (12 mm) and 3/4" (19mm) EMT	1 3/8	0.6	1

## Reamers, Deburring Tools



### No. 127 Inner-Outer Reamer

- Handy for quick, clean and easy I.D. reaming and O.D. beveling of 1/4" through 1 1/2" nominal water tube.
- Plastic construction with long-wearing alloy steel blades.
- Gives fast, professional reaming on copper, aluminum, brass and other types of tubing.

Catalog No.	Model No.	Capacity	Weight		Standard Pack
			lb.	g	
34965	127	1/4" (6 mm) through 1 1/2" (37 mm) Nominal Water Tube	1/4	113	1



### No. 227 Inner-Outer Reamer

- 46 cutting edges on interior cone allow for fast, clean, inner reaming and outer deburring/beveling of 1/2"-2" (12mm-54mm) copper and stainless steel tubing. Hardened steel construction.


Catalog No.	Model No.	Capacity	Weight		Standard Pack
			lb.	g	
95772	227	1/2" (12 mm) through 2" (54 mm) Copper and Stainless Tubing	1 1/4	560	1

### Deburring Tools

- Deburring Tool for plastic pipe and tubing.
- Made of high-grade steel with specially-designed, long-lasting cutting edges.
- Slip-resistant vinyl hand grip.
- Ideal for removing outside ridges and inside burrs on plastic pipe and tubing.



Catalog No.	Model No.	Description	Plastic Pipe Capacity		Plastic Tubing Capacity, I.D.		Standard Pack
			in.	mm	in.	mm	
35155	72	Deburring Tool	1/2-1 1/2	12-40	3/4-2 1/8	20-53	6
64962	73	Deburring Tool	1 1/2-3	40-76	-	-	6
64967	74	Deburring Tool	4	100	-	-	6



## Threading

- Dependable heavy duty machines for maximum up-time, superior quality threads and minimal threading time.
- Industry's widest selection of hand and power threading equipment.
- Manual "hammer" type chuck and "auto-chuck" models.



Type	No. of Models	Pipe Capacity (in.)	Page No.
<b>Manual Ratchet Threaders</b>			
Exposed Ratchet Threader Sets	6	½ – 1¼	4.3
Enclosed Ratchet Threader Sets	1	½ – 1¼	4.3
Ratchet and Handle Only	1	–	4.3
Three-way Pipe Threaders	3	½ – 1	4.3
Exposed Ratchet Bolt Threader	2	¼ – 1	4.4
Carrying Case	7	–	4.4
Hand Threader Die Heads	–	⅛ – 12	4.5 – 4.7
Manual Threader Pipe & Bolt Dies	–	¼ – 2	4.7
<b>Manual Receding Threaders</b>			
Models 65R-7C & 65R-C	6	1 – 2	4.8
Pipe Dies for Geared Receding Threaders	10	2½ – 6	4.8
Geared Receding Threaders	–	–	4.9
Power Threading w/ Geared Threaders	–	–	4.9
Models 141/161	6	2½ – 6	4.10
<b>Accessories</b>			
Threading Accessories	6	–	4.10
Thread Sealant	5	–	4.11
Cutting Oil	13	–	4.12
Oiler	4	–	4.12
<b>Hand-Held Power Threaders</b>			
Model 600	3	⅛ – 1¼	4.13
Model 690	–	⅛ – 2	4.14
Model 700	2	⅛ – 2	4.15
<b>Threading Machines</b>			
Model 300 Power Drive	8	⅛ – 2	4.16
Model 300 Complete	4	⅛ – 2	4.17
Model 535A Threading Machine	3	⅛ – 2	4.18 – 4.19
Model 535 Threading Machine	4	⅛ – 2	4.20 – 4.21
Model 1210 Threading Machine	1	½ – 1	4.22
Model 1215 Threading Machine	1	¼ – 1½	4.23
Model 300 Compact Threading Machine	6	⅛ – 2	4.24
Model 1822-1 Threading Machine	1	⅛ – 2	4.25
Threader Stands	4	–	4.26
Optional Die Heads	5	⅛ – 2	4.27
Model 1224 Threading Machine	8	¼ – 4	4.28
Die Heads for 1224	4	¼ – 4	4.29
Pipe Dies for Machine Die Heads	–	⅛ – 2	4.30 – 4.32
Nipple Chucks/Adapters	–	–	4.33

## Threader Selection

	Model	Page No.	Pipe Threads (inches)				Bolt Threads		
			NPT	BSPT	NPSM	BSPP	UNF	UNC	ACME
<b>Manual Ratchet Threaders</b>	00R	4.3	1/8-1	1/8-1	1/8-1	—	1/4-2	1/4-2	—
	11R	4.3	1/8-1 1/4	1/8-1 1/4	1/8-1 1/4	3/8-1	—	—	—
	12R	4.3	1/8-2	1/8-2	1/2-2	1/4-2	—	—	—
	31-A Series*	4.3	1/2-1	1/2-1	1/2-1	1/2-1	—	—	—
<b>Receding Threaders</b>	65R	4.8	1-2	1-2	—	—	—	—	—
	141	4.10	2 1/2-4	2 1/2-4	—	—	—	—	—
	161	4.10	4-6	4-6	—	—	—	—	—
<b>Hand-Held Power Threaders</b>	600	4.13	1/8-1 1/4	1/8-1 1/4	1/8-1 1/4	3/8-1	—	—	—
	690	4.14	1/8-2	1/8-2	1/2-2	1/4-2	—	—	—
	700	4.15	1/8-2	1/8-2	1/8-2	1/4-2	—	—	—
<b>Threading Machines</b>	300	4.16	1/8-2	1/8-2	1/8-2	1/4-2	1/4-2	1/4-2	3/4-1 3/8
	300 Compact	4.24	1/8-2	1/8-2	1/8-2	1/4-2	1/4-2	1/4-2	3/4-1 3/8
	535A	4.18	1/8-2	1/8-2	1/8-2	1/4-2	5/16-2	5/16-2	3/4-2
	535	4.20	1/8-2	1/8-2	1/8-2	1/4-2	1/4-2	1/4-2	3/4-1 3/8
	1210	4.22	1/8-2	1/8-2	—	—	—	—	—
	1215	4.23	1/2-1 1/2	1/2-1 1/2	—	—	—	—	—
	1822-I	4.25	1/8-2	1/8-2	1/8-2	1/4-2	1/4-2	1/4-2	3/4-1 3/8
	1224	4.28	1/4-4	1/4-4	1/8-2	1/4-2	1/4-2	1/4-2	3/4-1 3/8

\* Standard configuration but can use any 12R dies.





## Manual Ratchet Threaders

All matched Threader/Sets include Die Heads, Ratchet Assembly, Ratchet Handle and Alloy Dies. All Threader Sets use same 12-R Dies in Die Head.



### Exposed Ratchet Threader Sets

- No. 00-R: Capacity 1/8"-1"
- No. 12-R: Capacity 1/8"-2"

Catalog No.			Model No.	Capacity		Weight	
NPT	BSPT	NPSM		in.	mm	lb.	kg
36345	65175	36380	00-R	1/2-1	12-25	10	4.5
36355	—	—	00-R	3/8-1	10-25	11 1/4	5.1
36375	—	—	00-R	1/8-1	3-25	13 3/4	6.2
36480	—	—	12-R	1/2-1 1/4	12-32	23 3/4	10.8
36475	65255	36510	12-R	1/2-2	12-50	34 3/4	15.8
36505	65285	—	12-R	1/2-2	3-50	45 1/2	20.7



No. 11-R

### Enclosed Ratchet Threader Sets

- No 11R capacity: 1/8" - 1 1/4"

Catalog No.				Model No.	Capacity		Weight	
NPT	BSPT	NPSM	BSPP		in.	mm	lb.	kg
36390	65135	—	—	11-R	1/2-1 1/4	12-32	16	7.3



### Ratchet & Handle Only

Ratchet knob indicates forward and reverse. Die heads snap in from both sides and lock in place.

Catalog No.	Model No.	Description
38540	00-R	Ratchet & Handle Only
37777	11-R	
38550	111-R	
38555	12-R	
38540	00-RB	



### Three-Way Pipe Threaders

Each model cuts three thread sizes and uses 12-R ratchet threader dies.

Model No.	RH Alloy	RH High Speed	RH High Speed for	Capacity		Weight	
				in.	mm	lb.	kg
31-A NPT	36540	36550	36555	1/2, 3/4, 1	12, 20, 25	10	4.6
31-A BSPT	65320	—	—	1/2, 3/4, 1	12, 20, 25	10	4.6
31-A NPSM	36560	—	—	1/2, 3/4, 1	12, 20, 25	10	4.6



See page 4.12

For die heads, see page 4.5-4.6.

For pipe and bolt dies, see page 4.7

## Manual Ratchet Threaders



### Exposed Ratchet Bolt Threader Sets

- No. 00-RB: Capacity ¼"-1"
- All matched threader sets include button die heads, ratchet assembly (00-R) and ratchet handle. Button dies can be reversed to thread close to bolt shoulder or head.

Catalog No.	Model No.	Description	No. Die Heads Complete	Thread Type	Capacity Range		Weight	
					in.	mm	lb.	kg
36680	00-RB	Ratchet Bolt Threader	10	UNC	¼-1	6-25	20	9.1
36690	00-RB	Ratchet Bolt Threader	10	UNF	¼-1	6-25	20	9.1



### Carrying Cases

- Helps keep die sets organized.

Catalog No.	Description	Thread Type	Length x Width x Height	Weight	
				lb.	kg
38605	Metal Case	00R	19½ x 4¾ x 3¾	7½	3.4
38610	Metal Case	00-RB	19½ x 7¼ x 3¾	7½	3.4
38615	Metal Case	111R	25½ x 4¾ x 6½	7¾	3.5
38620	Metal Case	11R	24½ x 4¾ x 9¼	7¾	3.5
38625	Metal Case (Holds 6 Die Heads)	12R	25½ x 5 x 6½	13	5.9
97375	Metal Case (Holds 9 Die Heads)	12R	24¾ x 5 x 10	15	6.3
21218	Plastic Case	12R	25 x 5 x 14	6	2.5

\*Cases contain no die heads.



## Die Heads Manual Threaders – 00-R, 12-R, 11-R & 00-RB



### North American Standards

	Catalog No.									
	Nominal Pipe Size (in.)									
	1/8	1/4	3/8	1/2	3/4	1	1 1/4	1 1/2	2	
<b>Model No. 00-R</b>										
<b>(NPT)</b>										
Alloy RH	36875	36880	36885	36890	36895	36900	–	–	–	
High-Speed RH	36935	36940	36945	36950	36955	36960	–	–	–	
High-Speed for Stainless Steel RH	36965	36970	36975	36980	36985	36990	–	–	–	
<b>(NPSM)</b>										
Alloy RH	36995	37000	37005	37010	37015	37020	–	–	–	
<b>Model No. 12-R</b>										
<b>(NPT)</b>										
Alloy RH	37375	37380	37385	37390	37395	37400	37405	37410	37415	
High-Speed LH	–	–	–	37435	37440	37445	37450	37455	37460	
High-Speed RH	37465	37470	37475	37480	37485	37490	37495	37500	37505	
High-Speed for Stainless Steel RH	37510	37515	37520	37525	37530	37535	37540	37545	37550	
High-Speed for PVC RH	–	83450	83455	83460	83465	83470	83475	83480	83485	
High-Speed for Plastic Coated Pipe	–	–	–	51857	51862	51867	51872	51877	51882	
Alloy for IMC RH	–	–	–	92690	92695	92700	92705	92710	92715	
<b>(NPSM)</b>										
Alloy RH	37555	37560	37565	37570	37575	37580	37585	37590	37595	
<b>Model No. 11-R</b>										
<b>(NPT)</b>										
Alloy RH	37025	37030	37035	37040	37045	37050	37055	20923	20943	
High-Speed RH	37095	37100	37105	37110	37115	37150	37125	20928	29048	
High-Speed for Stainless Steel RH	37130	37135	37140	37145	37150	37155	37160	20933	20953	
<b>(NPSM)</b>										
Alloy RH	37165	37170	37175	37180	37185	37190	37195	20938	20958	
<b>Model No. 00-RB</b>										
	1/4 20 TPI	5/16 18 TPI	3/8 16 TPI	7/16 14 TPI	1/2 13 TPI	9/16 12 TPI	5/8 11 TPI	3/4 10 TPI	7/8 9 TPI	1 8 TPI
<b>(UNC)</b>										
Alloy RH	37610	37615	37620	37625	37630	37635	37640	37645	37650	37655
Alloy LH	–	–	–	37675	–	–	–	37695	–	–
<b>(UNF)</b>										
Alloy RH	37710	37715	37720	37725	37730	37735	37740	37745	–	37755
Alloy LH	–	–	–	37775	37780	37785	37790	37795	37800	37805

All Die Heads complete come with selected dies and are set at the factory.

■ Die Heads require assembly with supplied dies.

All matched Threader/Sets include Die Heads, Ratchet Assembly, Ratchet Handle and specified Dies.



See page 4.12

For 418 Oiler, see page 4.12.



## Die Heads Ratchet Threaders – 00-R, 12-R, 11R

### British & International Standards



	Catalog No.								
	Nominal Pipe Size (in.)								
	1/8	1/4	3/8	1/2	3/4	1	1 1/4	1 1/2	2
<b>Model No. 00-R</b>									
<b>(BSPT)</b>									
Alloy RH	65705	65710	65715	65720	65725	65730	–	–	–
High-Speed RH	65765	65770	65775	65780	65785	65790	–	–	–
<b>Model No. 12-R</b>									
<b>(BSPT)</b>									
Alloy RH	65950	65955	65960	65965	65970	65975	65980	65985	65990
High-Speed LH	–	–	–	–	–	66020	–	66030	66035
High-Speed RH	–	–	–	66040	66045	66050	66055	66060	66065
Alloy for JIS RH	–	–	–	92585	92590	92595	92600	92605	92610
<b>(BSPP)</b>									
Alloy RH	–	49932	49937	49942	49947	49952	–	49962	49967
<b>Model No. 11-R</b>									
<b>(BSPT)</b>									
Alloy RH	65550	65555	65560	65565	65570	65575	65580	–	–
High-Speed RH	–	–	65620	65625	65630	65635	65640	–	–
<b>(BSPP)</b>									
Alloy RH	–	–	65680	65685	65690	65695	65700	–	–

### British & International Standards

	Catalog No.				
	Nominal Pipe Size (in.)				
	16 mm	20 mm	25 mm	32 mm	40mm
<b>Model No. 11-R</b>					
<b>(ISO)</b>					
Alloy RH	37025	37030	37035	37040	37045

All Die Heads complete come with selected dies and are set at the factory.  
Die Heads require assembly with supplied dies.  
All matched Threader/Sets include Die Heads, Ratchet Assembly, Ratchet Handle and specified Dies.



## Pipe Dies 00-R, 11-R, 12-R, 0-R, 11-R Ratchet Threaders or 30A, 31A 3-Way Pipe Threaders



Die Material or Type	Catalog No.								
	Nominal Pipe Size – Threads Per Inch								
	1/8-27	1/4-18	3/8-18	1/2-14	3/4-14	1-11½	1¼-11½	1½-11½	2-11½
<b>(NPT) National Pipe Taper</b>									
Alloy RH	37810	37815	37820	37825	37830	37835	37840	37845	37850
High-Speed RH	37855	37860	37865	37870	37875	37880	37885	37890	37895
High-Speed LH	–	38050	38055	38060	38065	38070	38075	38080	38085
H.S. For Stainless Steel RH	37900	37905	37910	37915	37920	37925	37930	37935	37940
H.S. For PVC RH	–	–	70685	70690	70695	70700	70705	70710	70715
*HS Reversible RH	–	–	–	49707	49712	49717	49722	49727	–
<i>*Dies can be reversed in die head for close to wall threading.</i>									
<b>(NPSM) National Pipe Straight Mechanical</b>									
Alloy RH	37945	37950	37955	37960	37965	37970	37975	37980	37985
<b>(API) American Petroleum Institute</b>									
High-Speed RH			70720	70725	70730				
<b>(BSPT) British Standard Pipe Taper*</b>									
	1/8-28	1/4-19	3/8-19	1/2-14	3/4-14	1-11	1¼-11	1½-11	2-11
Alloy RH	66110	66115	66120	66125	66130	66135	66140	66145	66150
High-Speed RH	66310	66315	66320	66325	66330	66335	66340	66345	66350
High-Speed LH	66405	66410	66415	66420	66425	66430	66435	–	66445
*HS Reversible RH	–	–	56337	56342	56347	56352	–	–	56367
<i>*Requires British Die Head</i>									
<b>(BSPP) British Standard Pipe Parallel*</b>									
Alloy RH	66190	66195	66200	66205	66210	66215	66220	66225	66230
<i>*Requires British Die Head</i>									

ISO International Standards Organization	Nominal Conduit Size in mm – Thread Pitch in mm				
	16-1.5	20-1.5	25-1.52	32-1.5	40-1.5
Alloy RH	76925	85830	76305	85835	76315

*Requires 11R ISO Die Head*

BEC British Electrical Conduit (1)	Nominal Conduit Size – Threads Per Inch				
	1/2-18	3/8-18	3/4-16	1-16	1¼-16
Alloy RH	66155	66160	66165	66170	66175

*Requires 11R BEC Die Head*

## Bolt Threaders Button Dies 00-RB Ratchet Bolt Threaders, or 31B, 33B, 35B, 37B 3-Way Bolt Threaders

Die Material or Type	Catalog No.									
	Rod Diameter – Threads Per Inch									
	1/4-20	5/16-18	3/8-16	7/16-14	1/2-13	9/16-12	5/8-11	3/4-10	7/8-9	1-8
(UNC) Unified National Course										
Alloy RH	38335	38340	38345	38350	38355	38360	38365	38370	38375	38380
(UNF) Unified National Fine										
Alloy RH	38385	38390	38395	38400	38405	38410	38415	38420	38425	15317



See page 4.12

For 418 Oiler, see page 4.12.



## Manual Receding Threaders



### No. 65R-TC

- Threads 1"-2" pipe.
- True centering workholder.
- Jam-proof.
- Right-hand only.

Catalog No.	Model No.	Description	Capacity Nominal Pipe Size		Weight	
			in.	mm	lb.	kg
36570	65R-TC	NPT with 1 Set High-Speed Dies	1-2	25-50	27	12.3
65345	65R-TC	BSPT with 1 Set High-Speed Dies	1-2	25-50	27	12.3
96720	—	Metal Carrying Case for 65R Series Threaders	—	—	8	3.7



### No. 65R-C

- Threads 1"-2" pipe.
- Jam-proof drive pawl.
- Cam workholder sets instantly.
- Right-hand only.

Catalog No.	Model No.	Description	Capacity Nominal Pipe Size		Weight	
			in.	mm	lb.	kg
36565	65R-C	NPT with 1 Set High-Speed Dies	1-2	25-50	25	11.4
65340	65R-C	BSPT with 1 Set High-Speed Dies	1-2	25-50	25	11.4
96720	—	Metal Carrying Case for 65R Series Threaders	—	—	8	3.7

## Receding Threaders Pipe Dies For 65R-C & 65R-TC Ratchet Threaders

Die Material or Type	Catalog No.	
	(NPT) National Pipe Taper	(BSPT) British Std. Pipe Taper
	1" Thru 2"-11½ TPI	1" Thru 2"-11 TPI
High-Speed RH	38100	*66450
H.S. For Stainless Steel RH	38105	—
H.S. For Cast Iron RH	38110	—

\* Requires BSPT Threader  
 (1) Requires NPSM Threader  
 (2) Requires BSPP Threader

## Pipe Dies For 4PJ Geared Pipe Threaders

Die Material or Type	Catalog No.							
	(NPT) National Pipe Taper Nominal Pipe Size-Threads Per Inch				(NPSM) National Pipe Straight Mechanical (1) Nominal Pipe Size-Threads Per Inch			
	2½"-8	3"-8	3½"-8	4"-8	2½"-8	3"-8	3½"-8	4"-8
High-Speed RH	38220	38225	38230	38235	46732	46737	46742	46747
H.S. For Cast Iron RH	38240	38245	38250	38255	—	—	—	—

Die Material or Type	(BSPT) British Standard Pipe Taper Nominal Pipe Size-Threads Per Inch			
	2½"-11	3"-11	3½"-11	4"-11
High-Speed RH	*66535	*66540	—	*66550



## Geared Threader Configurations

Power Threading with Geared Threaders – Nos. 141, 161 – Close couple method of threading.



700 Power Drive



300 Front-Mount



535 Rear-Mount

### 700 Power Drive

Application for 141 and 161 Geared Threader requires:

- 774 Square Drive Adapter (pg. 4.15)
- 460 TriStand (pg. 2.2)
- 418 Oiler (pg. 4.12)

### 300 Power Drive Front-Mount

Application for 141 and 161 Geared Threader requires:

- 1206 Stand (pg. 4.17)
- Pipe Support (pg. 2.4)
- 418 Oiler (pg. 4.12)
- 844 Drive Bar (pg. 4.10)
- 758 Loop – for 141 (pg. 4.10)
- 346 Support Arms – for 161 (pg. 4.10)

### 300 Power Drive Rear-Mount

Application for 141 and 161 Geared Threader requires:

- 1206 Stand (pg. 4.17)
- 460 TriStand (pg. 2.2)
- 418 Oiler (pg. 4.12)
- 840A Universal Drive Shaft (pg. 4.10)

### 535 Threading Machine Front-Mount

pg. 4.10

### 535 Threading Machine Rear-Mount (manual chuck only)

Application for 141 and 161 Geared Threader requires:

- 460 TriStand (pg. 2.2)
- 418 Oiler (pg. 4.12)
- 840A Universal Drive Shaft (pg. 4.10)

### 300 Compact Threading Machine Front-Mount

Application for 141 Geared Threader requires:

- 844 Drive Bar (pg. 4.10)
- 768 Drive Link Assembly (pg. 4.10)

### 300 Compact Threading Machine Rear-Mount

Application for 161 Geared Threader requires:

- 840A Universal Drive Shaft (pg. 4.10)
- 460 TriStand (pg. 2.2)
- 418 Oiler (pg. 4.12)

### 1822 Threading Machine Front-Mount

Application for 141 Geared Threader requires:

- 241 Carriage Mount Kit (pg. 4.26)

### 1224 Threading Machine Rear-Mount

Application for 161 Geared Threader requires:

- 840A Universal Drive Shaft (pg.4.10)
- 460 TriStand (pg. 2.2)
- 418 Oiler (pg. 4.12)



See page 4.12

## Receding Geared Threaders



### Nos. 141/161

- 141 threads 2½", 3", 3½", 4" pipe with one set of dies.
- 161 threads 4", 4½", 5", 6" pipe with one set of dies.
- Jaw clutch prevents jamming.
- Simple adjustment for tapered or straight threads.
- Cam-type workholder sets instantly.
- Fully enclosed gearing.
- Right-hand only.

Catalog No.	Model No.	Description	Capacity Nominal Pipe Size		Weight	
			in.	mm	lb.	kg
36620	141	NPT with 1 Set High-Speed Dies	2½-4	62-100	93	42.3
65380	141	BSPT with 1 Set High-Speed Dies	2½-4	62-100	93	42.3
36630	161	NPT with 1 Set High-Speed Dies	4-6	100-150	158	71.8
39380	D-1440	Ratchet and Handle	–	–	9½	4.3
96725	–	Metal Carrying Case for 141 Geared Threaders	–	–	17	7.7
41620	–	Gearhead Motor Grease	–	–	1	0.5

## Geared Threader Accessories



### No. 840A Universal Drive Shaft

A telescoping (41" to 50") drive shaft for operation of Nos. 141 and 161 geared threaders with threading machines.

### Geared Threader Operation

The Nos. 141 and 161 geared threaders, in conjunction with these accessories, allow power drives and threading machines to thread up to 4" and 6" pipe.



No. 46 Pipe Support



No. 346 Support Arms



No. 758 Loop



No. 844 Drive Bar

Catalog No.	Model No.	Description	Weight	
			lb.	kg
42505	4	Adjustable Pipe Support (page 2.5)	23	10.4
61122	840A	Universal Drive Shaft	26	11.8
19366	758	Loop (300)	1¼	0.6
40005	346	Support Arms (300)	10½	4.8
42405	844	Drive Bar (300, 535M & old style)	5½	2.6
42415	768	Drive Link Assembly (535, 535M & old style)	2½	1.1
97822*	–	Kit 141 on 535 Auto Chuck with High-Clearance Carriage	12	5.4
42505	46	Adjustable Pipe Support	23	10.4
16723*	–	Kit 141 on 535 Manual Chuck with High-Clearance Carriage	12	5.4

\*Kits include all accessories necessary for threading with a 141 mounted on a 535 with a high-clearance carriage.





## Pipe Dies 141 Geared Pipe Threaders

Die Material or Type	Catalog No.		
	(NPT) National Pipe Taper	(BSPT) British Standard Pipe Taper	Beveling Dies
	2 1/2" Thru 4"-8 TPI	2 1/2" Thru 4"-11 TPI	2 1/2" Thru 4"
High-Speed RH	38120	*66625	—
H.S. For Stainless Steel RH	70640	*70645	—
H.S. For Cast Iron RH	38125	—	—
H.S. For PVC RH	38130	—	—
H.S. 37 1/2° Bevel	—	—	38140

(NPSM) National Pipe Straight Mechanical – Use (NPT) Dies and Rotate Threader Guide Post 180°

(BSPP) British Standard Pipe Parallel – Use (BSPT) Dies and Rotate Threader Guide Post 180°

## 161 Geared Pipe Threaders

Die Material or Type	Catalog No.	
	(NPT) National Pipe Taper	(BSPT) British Standard Pipe Taper
	4" Thru 6"-8 TPI	4" Thru 6"-11 TPI
High-Speed RH	38155	*66620
H.S. For Stainless Steel RH	70655	—

(NPSM) National Pipe Straight Mechanical – Use (NPT) Dies and Rotate Threader Guide Post 180°

(BSPP) British Standard Pipe Parallel – Use (BSPT) Dies and Rotate Threader Guide Post 180°

## RIDGID Thread Sealants

RIDGID Gray and White proprietary formulas are NFS and UPC listed and approved for potable water use. The non-toxic, lead-free formulas won't harden or freeze, allowing easy disassembly of joints without compromising thread integrity.

The Gray Sealant is a smooth extra-tacky paste that clings to the threads and provides a leak-proof seal. RIDGID Gray Sealant prevents thread corrosion and is approved for use in water, steam, air and natural gas, as well as in diluted acids, caustics, LPG and oil lines. RIDGID Gray should be used on metal pipes only.

RIDGID White Sealant with ultra-fine Teflon particles allows for tighter seal with less effort. The formula is not affected by oils, dilute acids or common solvents and can be used on PVC, CPVC, ABS, nylon, polypropylene, polybutylene, delrin, cycolac, as well as on metal pipes. RIDGID White Sealant should not be used on lines carrying oxygen, halogens or liquid sodium.



### Gray (no Teflon)

Catalog No.	Description	Weight Per Case	
		lb.	kg
84282	1/2 pint can (brush-in-can)	7 1/2	3.3
84287	1 pint can (brush-in-can)	26	11.79
84292	1 quart can (brush-in-can)	26	11.79

### White (with Teflon)

Catalog No.	Description	Weight Per Case	
		lb.	kg
84332	1/2 pint can (brush-in-can)	11	4.99
84337	1 pint can (brush-in-can)	26	11.75

Note: Working pressure for all RIDGID® sealants is 125 p.s.i.  
Teflon® is a registered trademark of E.I. DuPont de Nemours & Co.



See page 4.12

## Cutting Oil



### Thread Cutting Oil

- Cools threads and pipe during operation.
- Speeds metal removal.
- Improves thread quality.

RIDGID thread cutting oils are free of chlorine and other halogens, PCBs and heavy metals. Complete material safety data sheet available.

**Dark Oil** – Traditional mineral oil with low odor and anti-mist formulation.

**Nu-Clear® Oil** – Clear mineral oil with low odor and anti-mist formulation. Special low temperature properties maintain workable viscosity to -20°F.

**Extreme Performance Oil** – High performance mineral oil formulated to produce superior quality threads on stainless steel and black pipe.

Container Size		Catalog No.			Containers Per Case	Weight Per Case	
U.S.	Metric	Nu-Clear	Dark	Extreme Performance		lb.	kg
1 Qt.*	0.94 L	41565	41590	74007	12	22	
1 Gal.	3.78 L	70835	70830	74012	6	50	
5 Gals	18.90 L	41575	41600	74047	1	42	
55-Gal Drum	207.90 L	41585	41610	76767	1	465	
16 oz**	0.38 L	–	–	22088	12	12	

\*Flip-top included with every quart bottle. \*\* Aerosol can.

## Oiler



### No. 418 Oiler

The new Model 418 hand-held oiler is sturdier than ever before. The 418's pump assembly and heavy-duty reservoir are designed to increase productivity.

#### Pump Assembly

- 50% more oil per stroke than other hand-held oilers for longer die life.
- An ergonomic 2-finger trigger design that reduces user fatigue.
- Die cast, heavy-duty body with swivel nozzle with no exposed parts for longer life.

#### Heavy Duty Reservoir

- The new 418 oiler features a patent pending fastenerless twist and lock drip pan that easily locks in place.
- The new material withstands abrasion, is lighter than metal and does not rust.
- The new reservoir will not crack or leak.
- New material is so strong that under normal use, no dents will form on impact or shape changes will occur over time. As a result, the drip pan will fit squarely on the reservoir time after time.
- Integral molded body eliminates leaks at the hose-reservoir connection.
- Convenient anti-slip grip design with integral hook for easy hanging.

Catalog No.	Model No.	Description	Weight	
			lb.	kg
10883	418	Hand operated oiler complete. Includes 1 gallon thread cutting oil, reservoir with removeable chip tray, and 54" hose.	20½	9.4
72342	402	Hand operated oiler with attachment for 1 gallon and 5 gallon containers and 54" hose.	2½	1.2
72332	#4	Hand-operated oiler only.	1¼	0.5
72327	#4	Hand-operated oiler with 54" hose and hose fittings.	2¼	1.0

## Hand-Held Power Threaders



### Model 600 Power Drive

- A hand-held, powerful, portable power drive.
- Features a reversible 115V or 220V universal motor.
- Capacity 1/8"-1 1/4" (3mm-32mm) pipe. Designed for RIDGID 11R die heads.
- Ideal for on-site applications such as gas line pipe installation.
- CSA approved.
- Approved to UL standards (NRTLCL).

### Technical Specifications

- Motor: 1/2 HP Universal 115V or 220V, 50-60 Hz.
- Switch: Heavy-duty paddle-type switch with safety lock off switch. Separate FORWARD/REVERSE switch.
- Gear Housing: Aluminum.
- Body & Handle: Durable heavy-duty fiberglass reinforced plastic.
- Spindle Speed: 32 RPM (No load).
- Capacity: 1/8"-1 1/4" (3mm-32mm) pipe.
- Die Heads Included: 1/2, 3/4, 1, 1 1/4 (Type 11R).
- Weight: 12 1/2 lbs. (5 1/2 kg) power Drive only.
- Length: 20 in. (51 cm).



No. 601 Support Arm  
(Standard Equipment)

Catalog No.	Model No.	Description	Weight	
			lb.	kg
36902	600	115V Only w/Case	26	11.8
36912	600	115V 1/2"-1 1/4" NPT w/Case and Support Arm	36	16.4
36932	600	220V 1/2"-1 1/4" NPT w/Case, Export	36	16.4
Accessories				
72337	418	Oilier with 1 gallon of Nu-Clear Thread Cutting Oil	20 1/2	9.4
34497	601	Support Arm	3	1.36
20826	-	Carrying Case	12	5.5
41620	-	Gearhead Motor Grease	1	0.5
92082	-	1 5/16 Square Adapter	-	-



For 11R Die Heads, see page 4.5.  
For Dies, see page 4.7.

# Threading



## Model 690 Power Drive

The 690 Power Drive is a new lightweight and powerful hand-held power drive. The 690 Power Drive is designed for threading 1/8" - 2" pipe with the use of 11-R Die Heads. It comes equipped with a full set of 11-R Die Heads, 1/2" - 2", the 691 Support Arm and a durable Carrying Case. The 690 Power Drive is the perfect lightweight and portable power drive for maintenance and repair workers, as well as service plumbers requiring 2" pipe capacity.

- Capacity: 1/8" - 2" (3 - 51 mm) pipe.
- Weight: 19 lbs. (8.6 kg), Power Drive Only.
- Length: 24 in. (61 cm).
- Motor: Universal 1020 Watt, 230 or 115 volt, 50-60 Hz.
- Switch: Heavy-duty paddle switch with safety lock-off device (automatically locks off when released). Separate FORWARD/RELEASE switch.
- Gear Head: Spur gear reduction/face gear drive. All shafts, ball and needle bearing mounted. Permanently lubricated gear housing.
- Gear Housing: Die cast aluminum
- Body & Handle: Durable, heavy-duty, fiberglass-reinforced, industrial plastic.
- Spindle Speed: 32 RPM.
- Die Heads: 1/2", 3/4", 1", 1 1/2", 2" (type 11-R).
- Support Arm: No. 691.
- Die Head Adapter: Used with 1/8" through 1 1/4" die heads.
- Carrying Case.



Optional Carrying Case



No. 691 with Support Arm

Catalog No.	Model No.	Description	Weight	
			lb.	kg
16013	690	115V 1/2"-2" 25-60 NPT with Case & Support Arm	52 1/2	24
16708	690	115V Kit Less Die Heads with Case & Support Arm	35	15.8
16718	690	220V 1/2"-2" 25-60 NPT with Support Arm, Export	52 1/2	24

Catalog No.	Model No.	Accessories Description	Weight	
			lb.	kg
10883	418	Oiler with 1 Gallon Nu-Clear Oil	17	7.7
43292	691	Support Arm	4 1/2	2.0
44897	—	Carrying Case	17 1/2	8.0
39187	—	Die Head Adapter	—	—
16703	425	1/8"-2 1/2" Tristand Chain Vise	32	14.5
72037	460	1/8"-6" Tristand Chain Vise	47	21.0
—	—	1/8"-1 1/4" 11-R Die Heads (See pages 4.5-4.7)	—	—





## Model 700 Power Drive

- Heavy-duty hand-held power drive.
- Features reversible 115V or 230V universal motor.
- Capacity 1/8"-2" (3mm-50mm) pipe. Designed for RIDGID No. 12R die heads. Other RIDGID die heads (OOR, OORB, 11R) using adapters, threading 2 1/2" through 6" (62mm-150mm) with 141/161 geared threaders.
- CSA approved.
- Approved to UL standards (NRTL).

## Technical Specifications

Motor: Universal, 1/2 HP, 115V or 230V 25-60 Hz.

Switch: Double-throw reversible.

Gear Head: All-spur gear reduction. Spring-loaded adapter pawl.

Hardened steel spindle gear.

Body: Cast aluminum.

Spindle Speed: 32 RPM (no load).

Capacity: 1/8"-2" Pipe (30mm-50mm)  
1/4"-1" (6mm-25mm) Bolt (using OO-RB)

Weight: 25 lbs. (11 kg) Power Drive only.

Length: 28 1/4" (71.7 cm).



Optional Carrying Case



No. 700 Support Arm

Catalog No.	Model No.	Description	Pipe Threading Capacity		Rod Threading Capacity		Max. Geared Threader Capacity		Weight	
			in.	mm	in.	mm	in.	mm	lb.	kg
41935	700	115V 25-60 Hz Only	1/8-2	3-50	1/4-1	6-25	6	150	31	14
41940	700	230V 25-60 Hz Only	1/8-2	3-50	1/4-1	6-25	6	150	31	14

Catalog No.	Model No.	Accessories Description	Weight	
			lb.	kg
42600	770	Adapter for OO-R and OO-RB	3 3/8	2
42605	771	Adapter for O-R	3 3/8	2
42610	772	Adapter for 11-R	3 1/2	2
42615	773	Adapter for 111-R	3	1
42620	774	Square Drive Adapter - 1 5/16"	5 1/4	2
42625	775	Support Arm for No. 700	11	5
42950	B-171-X	Metal Carrying Case for No. 700 and Accessories	29	13
10883	418	Oiler w/1 Gal. Nu-Clear Thread Cutting Oil	20 1/2	9.4
41620	-	Gearhead Motor Grease	1	0.5




See page 4.12



Use the 700 Support Arm to help resist torques developed when threading pipe greater than 1" in diameter.



## Power Threading Machines



### Model 300 Power Drive

- RIDGID speed chuck.
- Reversible ½ HP universal motor.
- Capacity: ½"-2" (3mm-50mm) pipe, 2¼"-4" with 141, and 4"-6" with 161 Geared Threaders; ¼"-2" (6mm-50mm) rod.
- Recessed On/Off/Reverse switch.
- CSA approved.
- Approved to UL standards (NRTL).

### Technical Specifications

- Motor: ½ HP, universal, reversible motor, single-phase, 25-60 Hz, 115V (230V available).
- Switch: Heavy-duty FOR/OFF/REV and Integral Foot Switch.
- Chuck: RIDGID speed chuck with replaceable rocker-action jaws.
- Spindle Speed: 38 RPM (57 RPM available).
- Rear Centering Device: Cam-action turns with chuck.
- Support Bar: Heavy-duty (2).

Catalog No.	Model No.	Description	Spindle Speed RPM	Pipe Threading Capacity		Rod Threading Capacity		Max. Geared Threader Capacity		Weight	
				in.	mm	in.	mm	in.	mm	lb.	kg
15682	300 Complete	115V, 25-60 Hz (NPT)	38	½-2	3-50	¼-2	6-50	6	150	212	96.2
15722	300 Complete	115V, 25-60 Hz (NPT)	57	½-2	3-50	¼-1½	6-40	6	150	212	96.2
41855	300 Only	115V, 25-60 Hz	38	½-2	3-50	¼-2	6-50	6	150	94	43.0
75075	300 Only	115V, 25-60 Hz	57	½-2	3-50	¼-1½	6-40	6	150	94	43.0
41860	300 Only	230V, 25-60 Hz	38	½-2	3-50	¼-1½	6-40	6	150	94	43.0
75435	300 Only	230V, 25-60 Hz Export	38	½-2	3-50	¼-2	6-50	6	150	94	43.0
97415	300A Complete	230V, (NPT) Export	38	½-2	3-50	¼-2	6-50	6	150	202	91.6
97420	300A Complete	230V, (BSPT) Export	38	½-2	3-50	¼-2	6-50	6	150	202	91.6

Other voltages available upon request. Export machines equipped with special power cord sets.  
300A Complete consists of 300PD, 1206 Stand, 311A Carriage, 341 Reamer, 360 Cutter, 330 Oil Pan, 811A Die Head with ½"-¾" and 1"-2" Universal Dies.



## Model 300 Complete

Convert your 300 Power Drive into a portable threading machine. Add these accessories for enhanced field performance.

- 1 – Die heads and dies for use with 300 Power Drive with 311 carriage. (see page 4.27)
- 2 – No. 360 Cutter: Capacity: 1/8"-2" (3mm-50mm) pipe, 1/4"-7/8" (6mm-2mm) rod with F-3 wheel, 5/16"-1" (8mm-25mm) with E-1032 cutter wheel.
- 3 – No. 341 Reamer: Positive-locking, 5-flute cone, right-hand 1/8"-2" (3mm-50mm). Special E863 RH/LH combination reamer cone available.
- 4 – No. 311 Carriage with lever.
- 5 – No. 1206 Stand or Transporter.
  - No. 1452 Clip-On Tool Tray.
  - No. 418 Oiler. (see page 4.12)
  - No. 32 Transporter.

Add a No. 304 retrofit kit to convert the 300 power drive to automatic oiling:

- Gear head assembly with oil pump
- Oil pan assembly
- Oil spout
- Support bar
- Necessary connectors
- One gallon of Nu-Clear thread cutting oil



Catalog No.	Model No.	Accessories Description	Weight	
			lb.	kg
42360	1206	Stand for 300 Power Drive	31	14.1
83540	1206	Stand for 300 Power Drive Export	31	14.1
42575	32	Transporter (for Power Drives and Tristand Vises)	14 1/4	6.5
68815	311	Carriage with No. 312 Lever	15	6.8
42385	312	Carriage Feed Lever	3	1.4
10883	418	Oiler with 1 gallon of Nu-Clear Thread Cutting Oil	20 1/2	9.4
42365	341	Reamer for No. 311 Carriage with Lever	7	3.2
42370	360	Cutter for No. 311 Carriage	8 1/2	3.9
97065	811A	Universal Q.O. Die Head Only, Right-Hand Only	12 1/2	5.7
97075	815A	Self-Opening Die Head Only, Right-Hand Only	13 1/2	6.1
51005	819	Nipple Chuck Complete, 1/2"-2" (12mm-50mm)	101 1/2	4.8
42380	1452	Clip-On Tool Tray	6	2.7
97345	304*	Retrofit Kit (38 rpm)	37 3/4	17.1
97350	304*	Retrofit Kit (57 rpm)	37 3/4	17.1
97365	–	Jaw Inserts for Coated Pipe	1/2	0.2
46660	E-863	LH/RH Reamer Cone	7	3.2
41620	–	Gearhead Motor Grease	1	0.5



See page 4.12



For Die Heads, see page 4.30.  
For Dies, see page 4.31-4.32.

## Model 535A Automatic Threading Machine



535A with optional 200A Machine Stand

### Standard Equipment

Model No. 535A automatic threading machine with foot switch.

- One (1) No. 811A universal, quick-opening die head (for models 816/817 die heads).
- One (1) No. 341 reamer.
- One (1) No. 820 cutter.
- One (1) set 1/2"-3/4" universal high-speed dies.
- One (1) set 1" - 2" universal high-speed dies.
- One (1) gallon stainless steel premium oil.
- Two (2) hex wrenches.
- One (1) spare E-1032 cutter wheel.

### Capacities

- Pipe: 1/8"-2" (3mm-50mm) 2 1/2"-4" (62mm-100mm) with 141 geared threader.
- Bolt: 5/16"-2" (8mm-50mm).

The Model 535A maintains the ruggedness of the industry workhorse while adding features that make the threading operation more productive. A large chip tray and oil reservoir make the 535A ideal for longer uninterrupted threading. The 535 features a high clearance carriage that makes the threading operation easier and a generous top cover area that is ideal for keeping tools and work related materials handy. The 535A is designed around maximum uptime with the upgrades that matter most to the pipe working professional. Users also benefit from the part commonality between the 535, the 535A Automatic and other RIDGID equipment.

### Features

- Automatic chuck.
- 3-speed (16/46/58 RPM) transmission.
- Large 1.75 gallon oil reservoir.
- 100% greater chip tray capacity.
- Generous top cover area for keeping tools and fittings handy.
- High clearance carriage.
- Can be used with geared threader Model 141.
- Uses Model 816/817 semi-automatic, Model 815A self opening or Model 811A quick-opening die heads.
- Length gauge for quick, accurate cut-off.
- CSA approved.
- Approved to UL standards (NRTL).

### Technical Specifications

- Motor: 2 HP, single-phase, 115V, 60 Hz, 20 Amp reversible induction motor.
- Switches: FOR/OFF/REV and Integral safety foot switch.
- Chuck: automatic with four reversible forged jaws.
- Rear Centering Device: automatic, centering only.
- Cutters: self-centering, full-floating. Two models available:
  - One (1) Standard. No. 820 Wheel-Type Cutter, pipe capacity 1/8"-2" (3mm-50mm), bolt capacity 1/4"-1" (6mm-25mm).
  - Two (2) Optional. No. 821 Blade-Type cutter, pipe capacity 1/2"-2" (12mm-50mm). See ordering chart.
- Spindle Speed: 3 speed 16/46/58 RPM.
- Reamer: 5-flute cone, RH, 1/8"-2" (3mm-50mm).
- Oil Pump: self-priming gerotor oil pump.
- RH/LH combination reamer available.



## Model 535A Standard Machines

Catalog No.	Model No.	Description 115V 25-60 Hz	Cutter Model	RPM	Chuck	Die Head	Volt	Weight	
								lb.	kg
91142	535A	Automatic Machine only	820	16/46/58	Automatic	—	115V	340	155
84097	535A	½"-2" NPT Automatic	820	16/46/58	Automatic	811A	115V	350	159
91322	535A	½"-2" NPT Automatic	820	16/46/58	Automatic	816/817	115V	360	163

Machines listed as ½"-2" include standard equipment. Machine only includes standard equipment less all die heads and dies. Please use catalog item numbers when ordering.

## Machine Stands



No. 100A



No. 150A



No. 200A with Steel Cabinet

## Model 535A Machine Accessories

Catalog No.	Model No.	Description	Weight	
			lb.	kg
42365	341	Reamer	6¾	3.1
42390	820	Wheel-Type Cutter	8½	3.9
92457	100A	Universal Leg & Tray Stand	75	34.5
92462	150A	Universal Wheel & Tray Stand	103	46.7
92467	200A	Universal Wheel & Cabinet Stand	104	74.5
51005	819	Nipple Chuck Complete ½"-2"	10½	4.8
41620	—	Gearhead Motor Grease	1	0.5
35867	839	Adapter Kit for 819 Nipple Chuck	16½	7.5
97882	535A	141 Mounting Kit	12	5.4
12138	535A	Left Hand Threading Kit	2½	1.2
42485	4U	Die Head Rack	8½	3.9
42490	6U	Die Head Rack	12½	5.7
97065	811A	NPT Die Head Quick-Open R.H.	12½	5.7
97075	815A	NPT Die Head Self-Open R.H.	13	5.9
23282	842	NPT Die Head Quick-Open L.H.	12½	6.7
97070	811A	BSPT Die Head Quick-Open R.H.	12½	6.7
97080	815A	BSPT Die Head Self-Open R.H.	13	6.9
97045	531	Bolt Die Head Quick-Open R.H./L.H. ¼"-1"	7½	3.4
97050	532	Bolt Die Head Quick-Open R.H./L.H. 1½"-2"	9	4.1
84537	816	½"-¾" Semi-Automatic Die Head	13	5.9
84532	817	1"-2" Semi-Automatic Die Head	13	5.9

Note: Mono Die Heads available, ⅛", ¼", ⅜", ½", ¾", 1", 1¼", 1½", 2". All Die Heads are through-head oiling. Dies: All Universal Pipe and Bolt Dies; all 500B Bolt Dies, See pages 4.30-4.32.

## Steel Cabinet Features

- 17-gauge steel walls and welded construction.
- Two (2) internal and one external storage shelves.
- Oversized bi-fold door with steel clasp.
- Cut-outs for power cord and foot switch storage.
- Two (2) drain plugs for easy cleaning.



See page 4.12



Use High Speed Dies when threading at 45 RPM or greater.



## Model 535 Threading Machine



Model 535

### Standard Equipment

Model No. 535 threading machine with foot switch:

- One (1) No. 811A universal quick opening die head.
- One (1) No. 341 reamer.
- One (1) No. 820 cutter.
- One (1) set 1/2" - 3/4" universal alloy dies.
- One (1) set 1" - 2" universal alloy dies.
- One (1) gallon premium oil.
- Four (4) hex wrenches.
- One (1) spare E-1032 cutter wheel.

### Capacities

- Pipe: 1/8"-2" (3mm-50mm) 2 1/2"-4" (62mm-100mm), 4"-6" (100mm-150mm) with 141 and 161 geared threaders
- Bolt: 1/4"-2" (6mm-50mm)

The Model 535 maintains the ruggedness of the industry workhorse while adding the features that makes the threading operation more productive. A large chip tray and oil reservoir make the 535 ideal for longer uninterrupted threading. The 535 features a high clearance carriage making the threading operation easier and a generous top cover area that is ideal for keeping tools and work related materials handy. The 535 is designed around maximum uptime with the upgrades that matter most to the pipe working professional. Users also benefit from the part commonality between the 535, the 535A Automatic and other RIDGID equipment.

### Features

- Large 1.75 gallon oil tray.
- 100% larger chip tray.
- Generous top cover for keeping tools and fittings handy.
- High clearance carriage.
- Speed chuck with rocker-action jaws centers and grips work piece instantly.
- Can be used with geared threaders Models 141 and 161.
- Uses Model 816/817 semiautomatic, Model 815A self-opening or Model 811A quick-opening die heads.
- Length gauge for quick, accurate cut-off.
- CSA approved.
- Approved to UL standards (NRTL).

### Technical Specifications

- Motor: 1/2 HP, single-phase, 115V, 25-60 Hz, 15 amp reversible universal motor.
- Switches: FOR/OFF/REV and Integral safety foot switch.
- Chuck: Speed Chuck™ with replaceable rocker-action jaw inserts (3).
- Rear Centering Device: Cam-action, turns with chuck.
- Cutters: Self-centering, full-floating. Two models available:
  - One (1) Standard. No. 820 Wheel-Type Cutter, pipe capacity 1/8"-2" (3mm-50mm), bolt capacity 1/4"-1" (6mm-25mm).
  - Two (2) Optional. No. 821 Blade-Type cutter, pipe capacity 1/2"-2" (12mm-50mm). See ordering chart.
- Spindle Speed: 36 RPM standard (no load), 54 RPM model also available.
- Reamer: 5-flute cone, RH, 1/8"-2" (3mm-50mm).
- Oil Pump: Self-priming gerotor oil pump.
- RH/LH combination reamer available.

## Machine Stands



No. 100A



No. 150A



No. 200A with Steel Cabinet

### Model 535 Standard Machines

Catalog No.	Model No.	Description 115V 25-60 Hz	Cutter Model	RPM	Volt	Weight	
						lb.	kg
93287	535	1/2"-2" NPT	820	36	115V	260	117.9
96497	535	Machine Only	820	36	115V	245	111.1
96502	535	1/2"-2" NPT	820	54	115V	260	117.9
<b>230V 25-60 Hz</b>							
96507	535	1/2"-2" NPT	820	36	230V	260	117.9

### Model 535 International Standard Machines

Catalog No.	Model No.	Description 230V 25-60 Hz Models	Cutter Model	RPM	Volt	Weight	
						lb.	kg
96512	535	1/2"-2" BSPT	820	36	230V	256	116.6

Machines Listed as 1/2"-2" include Standard Equipment. Machine Only includes Standard Equipment less all Die Heads and Dies.

All machines have 25-60 Hz Universal 1/2 HP single-phase motors.

Note: NPT Dies are for NPT Die Heads only. BSPT Dies are for BSPT Die Heads only.

Please use Catalog Item Nos. when ordering. Use High Speed Dies for machines of 54 or more RPM.

### Accessories

- Die Heads and Dies (page 4.30-4.32.)
- Die Head Racks (page 4.27)
- Stands – Three Models Available
- Thread Cutting Oil (page 4.12)
- Nipple Chuck (page 4.33)

### Model 535 Machine Accessories

Catalog No.	Model No.	Description	Weight	
			lb.	kg
42365	341	Reamer	6¾	3.1
42390	820	Wheel-Type Cutter	8½	3.9
42395	821	Blade-Type Cutter	13¾	6.2
97365	–	Jaw Inserts for Coated Pipe	½	0.2
92457	100A	Universal Leg & Tray Stand*	75	34.5
92462	150A	Universal Wheel & Tray Stand*	103	46.7
92467	200A	Universal Wheel & Cabinet Stand*	104	74.5
58007	–	Machine stand adapter bracket for 535's built before 1996.*	17	7.7
96517	MJ-1	535M Left Hand Threading Kit	3½	1.6
42415	768	Drive Link Assembly for 141	2½	1.1
16723	4135	Drive Link Assembly for High Clearance Carriage for 141	12	5.5
42405	844	Drive Bar for 141	5¾	2.6
51005	819	Nipple Chuck Complete 1/2"-2"	10½	4.8
84537	816	1/8"-3/4" Semi-Automatic Die Head	13	5.9
84532	817	1"-2" Semi-Automatic Die Head	13	5.9
41620	–	Gearhead Motor Grease	1	0.5

\*To attach a pre 1996 Model 535 to a Model 100A, 150A, or 200A Stand, a #58007 Adapter Kit must be used.

### Steel Cabinet Features

- 17-gauge steel walls and welded construction.
- Two (2) internal and one external storage shelves.
- Oversized bi-fold door with steel clasp.
- Cut-outs for power cord and foot switch storage.
- Two (2) drain plugs for easy cleaning.



See page 4.12

## Model 1210 Oil-less Threading Machine



Model 1210

### Standard Equipment

Model 1210 Oil-less Threading Machine with Foot Switch.

- One (1) Model 610 Quick-Open Die Head.
- One (1) Model 334 Reamer.
- One (1) Model 354 Cutter with Cutter Wheel.
- One (1) Set ½"-¾" Oil-less Gold Dies.
- One (1) Set 1" Oil-less Gold Dies.
- One (1) Quart Thread Cutting Coolant.

### Capacity

Pipe: ½" – 1" (12-25mm)

The RIDGID Model 1210 Oil-less Threading Machine offers an unbeatable combination of portability and clean operation in a rugged package designed for jobsite threading. With the Model 1210, you can thread virtually anywhere: in basements, on rooftops, even in finished rooms! Thread where you install and save time and effort.

### Features

- Oil-less operation provides clean, cool, virtually dry thread.
- Light-weight, portable design – only 59 lbs.
- Oil-less Gold Dies™ produce superior quality threads.
- Self-contained with all the tools needed to cut, ream and thread.
- Compact foot switch with integral storage clip.
- Two carrying handles.
- CSA approved.
- Approved to UL standards (NRTL).

### Technical Specifications

- Motor: ½ HP, 115V universal 25-60 Hz.
- Motor Control: Heavy-Duty Toggle ON/OFF with integral Foot Switch.
- Spindle Speed: 25 RPM right hand operation.
- Chuck: Hammer-type with replaceable inserts; cam action rear chuck.
- Coolant System: Through-the-head with integral coolant reservoir; self-priming gerotor pump; 20 oz. reservoir capacity.
- Cutter: Model 354.
- Reamer: Model 334.

Catalog No.	Model No.	Description	Weight	
			lb.	kg
<b>Machines</b>				
67872	1210	½" - 1" NPT, 115V, 25-60 Hz	59	26.8
<b>Die Heads</b>				
67817	610	½" - 1" NPT, Quick-Opening, RH	11	5.0
<b>Dies</b>				
67807	–	½" - ¾" NPT Oil-less Gold, RH	1	0.5
67812	–	1" NPT Oil-less Gold, RH	1	0.5
<b>Coolant</b>				
67827	–	1 Qt. Thread Cutting Coolant	2	0.9
<b>Stands</b>				
67822	120	Folding Stand	12	5.5
<b>Lubricant</b>				
41620	–	Gearhead Grease	1	0.5

Call for BSPT and 230V Models.

Please Note: The Model 1210 is warranted for use only with RIDGID Thread Cutting Coolant and RIDGID Oil-less Gold Dies. RIDGID Thread Cutting Coolant and RIDGID Oil-less Gold Dies are not for use with any other RIDGID threading equipment.

## Model 1215 Threading Machine



Model 1215

### Standard Equipment

- One (1) No. 811A Quick Opening Die Head.
- One (1) Set ½"-¾" Universal Alloy NPT Dies.
- One (1) Set 1"-1½" Universal Alloy NPT Dies.
- One (1) No. 344 Five Fluted Reamer ¼"-1½".
- One (1) No. 732 Cutter with Cutter Wheel.
- One (1) Gallon Nu-Clear Oil.

### Capacities

Pipe: ¼"-1½" (6mm-37mm).

Bolt: ⅝"-1" (6mm-25mm).

### Features

- Compact, lightweight design.
- One-piece aluminum housing.
- Two easy-to-use carrying handles.
- Integral foot switch hanger.
- Powerful motor and transmission.
- Through die head oiling.
- Adjustable oil flow control.
- CSA approved.
- Approved to UL standards (NRTLCL).

### Technical Specifications

- Motor: ½ HP universal motor 25-60 Hz.
- Motor Control: ON/OFF heavy duty switch and integral foot switch.
- Spindle Speed: 44 RPM right hand operation.
- Front Chuck: Hammer type with replaceable rocker action jaw inserts.
- Rear Centering Device: Cam action.
- Cutter: Model 732.
- Reamer: Model 344, ¼"-1½".
- Oiling: Through die head adjustable.
- Pump: Self-priming constant flow, gerotor type.

Catalog No.	Model No.	Description	Weight	
			lb.	kg
61142	1215	½"-1½" NPT, 115V, 60Hz	69	30

\*Call for BSPT and 230V Models.

### Accessories:

- Model 1203 Mounting Stand.
- Model 531 ¼"-1" Bolt Die Head.
- Model 1219 Nipple Chuck ½"-1½".

### Machine Accessories

Catalog No.	Model No.	Description	Weight	
			lb.	kg
61187	1203	Tripod Stand	15	6.8
62457	12119	Nipple Chuck, NPT	5¼	2.6
97045	531	Bolt Die Head ¼"-1"	7½	3.4
84537	816	⅛"-¾" Semi-Automatic Die Head	13	5.9
84532	817	1"-2" Semi-Automatic Die Head	13	5.9
41620	—	Gearhead Motor Grease	1	0.5



See page 4.12

## Model 300 Compact Threading Machine



300 Compact shown with optional Model 250 Folding Wheel Stand

### Standard Equipment

Model 300 Compact Threading Machine:

- One (1) No. 811A Quick-opening die head.
- One (1) No. 344 Reamer.
- One (1) No. 360 Cutter with E-1032 Cutter Wheel.
- One (1) Set ½" - ¾" Alloy Universal Dies.
- One (1) Set 1" - 2" Alloy Universal Dies.
- One (1) Gallon Nu-Clear Threading Cutting Oil.

### Capacity

- Pipe: ½" - 2" (3mm-50mm).
- Bolt: ¼" - 2" (6mm-50mm).

### Features

- Heavy-duty proven performance.
- Lightweight, portable design.
- Fast transport and set-up.
- Self-Contained Oil System with adjustable flow control.
- Versatility for threading and grooving.
- Quiet operation.
- CSA approved.
- Approved to UL standards (NRTL).

### Technical Specifications

- Motor: ½ HP, 115V universal 25-60 Hz.
- Motor Control: Heavy duty rotary FOR/OFF/REV with integral foot switch.
- Spindle Speed: 38 RPM (52 RPM available).
- Chuck: Hammer-type with replaceable, rocker-action jaw inserts.
- Oiling System: Through-the-head, with integral oil reservoir. Self-priming, constant-flow, gerotor pump.
- Cutter: Model 360, roll-type cutoff, self-centering, full-floating.
- Reamer: Model 344, ½"-2", five flute cone, right hand only.

Catalog No.	Model No.	Description	Weight	
			lb.	kg
<b>Machines</b>				
66947	300 Compact	½" - 1" NPT, 115V, 25-60 Hz	115	52.3
67182	300 Compact Kit	½" - 2" NPT, 115V, 25-60 Hz – includes Model 250 Folding Wheel Stand	160	72.7
73447	300 Compact	52RPM ½" - 2" NPT, 115V, 25-60 Hz	115	52.3
75602	300 Compact Kit	52RPM ½" - 2" NPT, 115V, 25-60 Hz – includes Model 250 Folding Wheel Stand	160	72.7
58752	300 Compact	½" - 2" BSPT, 230V, 25-60 Hz (Aust. only)	115	52.3
58757	300 Compact	½" - 2" NPT, 230V, 25-60 Hz (Export only)	115	52.3
<b>Die Heads</b>				
97075	815A	½" - 2" NPT, Self-Opening, RH	13	5.9
97065	811A	½" - 2" NPT, Quick-Opening, RH	13	5.9
97045	531	¼" - 1" Bolt, Quick-Opening, RH/LH	8	3.6
97050	532	1¼" - 2" Bolt, Quick-Opening, RH/LH	9	4.1
84537	816	½"-¾" Semi-Automatic Die Head	13	5.9
84532	817	1"-2" Semi-Automatic Die Head	13	5.9
<b>Accessories</b>				
67662	–	916 Groover Adapter Bracket for 300 Power Drive version of 916	30	13.6
51005	819	Nipple Chuck, ½" - 2" NPT	10.5	4.8
41620	–	Gearhead Motor Grease	1	0.5
<b>Stands (see page 4.26)</b>				
67657	250	Folding Wheel Stand	45	21
92457	100A	Universal Leg & Tray Stand	75	34.5
92462	100A	Universal Wheel & Tray Stand	103	46.7
92467	200A	Universal Wheel & Cabinet Stand	164	74.5

## Model 1822-I Threading Machine



Model 1822-I

### Standard Equipment

Model No. 1822-I threading machine with foot switch.

- One (1) No. 815A universal self-opening die head.
- One (1) No. 344 reamer.
- One (1) No. 364 cutter with E-1032 cutter wheel.
- One (1) set 1/2" - 3/4" universal alloy dies.
- One (1) set 1" - 2" universal high speed dies.
- One (1) gallon Nu-Clear oil.

### Capacities

- Pipe: 1/8"-2" (3mm-50mm) 2 1/2"-4" (62mm-100mm) with No. 141 geared threader
- Bolt: 1/4"-2" (6mm-50mm)

### Features

- Heavy Duty Automatic Chucking. Threads a wide range of material including black and galvanized pipe, stainless steel, IMC, PVC and heavy-wall conduit.
- Induction motor (81 db) delivers constant 45 or 16 RPM as required.
- Constant and proper lubrication of dies and workpiece with through-head oiling.
- Triple filtration provides for longer oil pump life and clean threads.
- Special jaw inserts allow for quick, easy replacement.

### Technical Specifications

- Motor: 1 1/2 HP, single-phase, 60 Hz or 50 Hz, induction.
- Motor Control: Open/Off/Close, heavy-duty rotary type switch and integral safety foot switch.
- Spindle Speed: 45 and 16 RPM, right-hand, can be adapted to left-hand operation.
- Transmission: Two-speed (45 RPM for up to 1 1/4" pipe and 1" bolt, 16 RPM for low voltage and higher torque applications).
- Front Chuck: Automatic gripping/centering.
- Rear Centering Device: Automatic, centering only.
- Cutter: Model 364, 1/8"-2" full-floating, self-centering with E-1032 Cutter Wheel.
- Reamer: Model 344, 1/8"-2" right-hand only.
- Clutch: Shiftable cone type.
- Oil Pump: Self-priming gerotor.

### Machines

Catalog No.	Model No.	Description	Weight	
			lb.	kg
20000	1822-I	1/2"-2" NPT 120V 60 Hz	240	109.1



See page 4.12

## Power Threading Machines



No. 1406



No. 100A



No. 150A



No. 200A with steel cabinet

### Model 1822-I Die Heads

Catalog No.	Model No.	Description	Weight	
			lb.	kg
97065	811A	NPT Die Head Quick-Open R.H.	12½	5.7
97075	815A	NPT Die Head Self-Open R.H.	13	5.9
84537	816	NPT ½"-¾" Semi-Automatic	13	5.9
84532	817	NPT 1"-2" Semi-Automatic	13	5.9
23282	842	NPT Die Head Quick-Open L.H.	12½	6.7
97070	811A	BSPT Die Head Quick-Open R.H.	12½	6.7
97080	815A	BSPT Die Head Self-Open R.H.	13	6.9
97045	531	Bolt Die Head Quick-Open R.H./L.H. ¼"-1"	7½	3.4
97050	532	Bolt Die Head Quick-Open R.H./L.H. 1½"-2"	9	4.1

Note: Mono Die Heads available, ¼", ½", ¾", 1", 1½", 2". All Die Heads are through-head oiling.

Dies: All Universal Pipe and Bolt Dies; all 500B Bolt Dies. See pages 4.30-4.32.

### Model 1822-I Accessories

Catalog No.	Model No.	Description	Weight	
			lb.	kg
51005	819	Nipple Chuck ½"-2" NPT	10	4.5
68160	819	Nipple Chuck ½"-2" BSPT	10	4.5
35867	839	Adapter Kit for No. 819 Nipple Chuck	16½	7.5
42395	821	Blade Type Cutter	13¾	6.2
35872	822	Adapter Kit for No. 821 Blade Cutter	2¾	1.2
36620	141	4" Geared Threader NPT	93	42.3
65380	141	4" Geared Threader BSPT	93	42.3
35877	241	Carriage-Mount Kit for No. 141 Threader	15	8.8
35882	1460	Oil Pan Cover Kit	2¾	1.2
35887	1462	Fitting Breakdown Rail Set	16	7.2
46660	E-863	L.H./R.H. Reamer Cone	1	0.5
34617	364	Wheel Type Cutter	8½	3.9
50107		Conversion Kit for Plastic Coated Pipe	3	1.4
34217		Grooving Tool	-	-
44200	E-1050	Saran Tool for 821	-	-
43890	D471	45° Bevel, Cutoff Tool for 821	-	-
34612	344	Reamer	-	-
26707		Gear Grease (1224 & 1822)	1	0.5

Note: Pipe Supports, see page 2.4-2.5.

### Stands

Catalog No.	Model No.	Description	Weight	
			lb.	kg
92457	100A	Universal Leg & Tray Stand	75	34.5
92462	150A	Universal Wheel & Tray Stand	103	46.7
92467	200A	Universal Wheel & Cabinet Stand	104	74.5
20105	1406	Folding Wheel Stand w/No. 1460 Oil Pan Cover	71½	32.5
22563	-	Steel Cabinet	42	19.3

### Stands

Four stands are available to satisfy every operational situation. The Model 1406 Folding Wheel Stand provides increased field maneuverability and productivity.





## Optional Die Heads for Models 535-535A

Catalog No.	Model No.	Die Head Description	How Opened	Thread Direction	Oil Thru Head	Dies Used	Pipe Cap.	Bolt Cap.	Used	Weight	
										lb.	kg
<b>Machine NPT Die Head</b>											
97065	811A	Universal	Q.O.	RH	Yes	Univ.	1/8"-2"	1/4"-2"	*	12 1/2	5.7
97075	815A	Universal	S.O.	RH	Yes	Univ.	1/8"-2"	1/4"-2"	*	13	5.9
84537	816	Universal	S.A.	RH	Yes	Univ.	1/8"-3/4"	—	*	13	5.9
84532	817	Universal	S.A.	RH	Yes	Univ.	1"-2"	—	*	13	5.9
23282	842	Universal	Q.O.	LH	Yes	Univ.	1/8"-2"	—	*	12 1/2	5.7
10491	555	555	Q.O.	RH	Yes	Dual/Bolt	1/8"-3/4"	—	*	8	3.6
<b>Machine BSPT Die Heads</b>											
97070	811A	British Universal	Q.O.	RH	Yes	Univ.	1/8-2	1/4"-2"	*	12 1/2	5.7
97080	815A	British Universal	S.O.	RH	Yes	Univ.	1/8-2	1/4"-2"	*	13	5.9
23297	856	British Universal	S.O.	LH	Yes	Univ.	1/8-2	—	*	12 1/2	5.7
<b>Machine Bolt Die Heads</b>											
97045	531	Bolt	Q.O.	RH/LH	Yes	500B	—	1/4"-1"	*	7 1/2	3.4
97050	532	Bolt	Q.O.	RH/LH	Yes	500B	—	1 1/8"-2"	*	9	4.1
<b>Machine Mono Die Heads</b>											
42047	500A	Mono	Q.O.	RH	Yes	Mono	1/8"	—	*	6 3/4	3.1
42052	500A	Mono	Q.O.	RH	Yes	Mono	1/4"	—	*	7	3.2
42057	500A	Mono	Q.O.	RH	Yes	Mono	3/8"	—	*	7	3.2
42062	500A	Mono	Q.O.	RH	Yes	Mono	1/2"	—	*	7 1/4	3.3
42067	500A	Mono	Q.O.	RH	Yes	Mono	3/4"	—	*	7 1/4	3.3
42072	500A	Mono	Q.O.	RH	Yes	Mono	1"	—	*	8	3.6
42077	500A	Mono	Q.O.	RH	Yes	Mono	1 1/4"	—	*	8	3.6
42082	500A	Mono	Q.O.	RH	Yes	Mono	1 1/2"	—	*	8 1/2	3.9
42087	500A	Mono	Q.O.	RH	Yes	Mono	2	—	*	8 1/2	3.9



No. 815A  
Self-Opening  
Die Head



No. 811A  
Quick-Opening  
Die Head



No. 532  
Bolt Die Head



Mono  
Die Head



No. 816/817  
Semi-Automatic  
Die Head

## Die Head Racks For All Machine Die Heads

Catalog No.	Model No.	Description	Weight	
			lb.	kg
42485	4U	4 Heads	8 1/2	3.9
42490	6U	6 Heads	12 1/2	5.7

## Die Head Differences

- Self-Opening – Manual release for user-specified thread lengths.
- Quick-Opening – Automatic release for repeatable number of threads.
- Bolt – Specially for bolt threader.
- Mono – Dedicated to a specific size of thread.
- Semi-Automatic – Can be quickly adjusted from size to size with manual release.

\* 535-535A-1822 Machines and 300 and 300-A w/carriage.

Q.O. = Quick-Opening – Manually flip throwout lever to retract dies when thread length is cut.

S.A. = Semi Automatic (Dies retract automatically on depressing handle)

S.O. = Self-Opening – Trigger foot automatically retracts dies when thread length is cut.

No. 811A Die Head replaces the No. 811 and No. 841 Die Heads.

No. 815A Die Head replaces the No. 815 and No. 845 Die Heads.

No. 500A Die Heads replace the No. 500 Mono Die Heads.

No. 555 Die Head replaces No. 515.

Note: British Die Heads use British Dies only.

Note: 531 and 532 Die Heads replace 500B Die Head.

**Individual Machine Die Heads do not include dies.**



See page 4.12

## Model 1224 Threading Machine



Model 1224

### Standard Equipment

Model No. 1224 threading machine with foot switch.

- One (1) No. 714 (914) 2½" - 4" receding self-opening die head.
- One (1) No. 711 (911) ¼" - 2" universal self-opening die head.
- One (1) set ½" - ¾" universal alloy dies.
- One (1) set 1" - 2" universal alloy dies.
- One (1) set 2½" - 4" 1224 high-speed dies.
- One (1) gallon Nu-Clear oil.
- Three (3) hex keys.
- One (1) spare F-229 cutter wheel.
- One (1) ¾" combination wrench.
- One (1) tool box.
- One (1) No. 744 reamer.
- One (1) No. 764 cutter.

### Capacities

- Pipe: ¼"-4" (6mm-100mm) 4"-6" (100mm-150mm) with 161 Geared Threader.
- Bolt: ¼"-2" (6mm-50mm).

### Features

- Threads ¼"-2" pipe at 36 RPM and 2½"-4" at 12 RPM.
- The 1224 threads a wide range of pipe including black, galvanized and plastic-coated pipe, together with stainless steel, IMC and heavy-wall conduit, as well as rod up to 30 Rockwell C.
- An induction motor insures sound levels well within the limits set by the regulating authorities.
- A special capacitor-start / capacitor-run motor allows the 1224 to thread a full range of material where voltage drop is experienced.
- ¼"-2" Universal Die Head; 2½"-4" receding die head allows cutting of tapered or straight NPT/NPSM or BSPT/BSPP threads.
- Constant and proper lubrication of dies and workpiece with through-head oiling.
- CSA approved.
- Approved to UL standards (NRTL).

### Technical Specifications

- Motor: 1½ HP, single-phase, 60 Hz or 50 Hz, induction type.
- Motor Control: Reverse/Off/Forward, heavy-duty rotary-type and integral foot switch.
- Spindle Speed: 36/12 RPM.
- Gear Box: Two-speed gear box 3:1 ratio.
- Chuck: Hammer-type with replaceable rocker-action jaw inserts.
- Rear Centering Device: Cam action.
- Cutter: Model 764 full-floating, self-centering ¼"-4" with F-229 cutter wheel.
- Reamer: Model 744, ¼"-4" blade-type.
- Oiling: Through die head.
- Pump: Self-priming, gerotor-type, automatic-reversing, constant-flow.

Catalog No.	Model No.	Description	Weight	
			lb.	kg
26092	1224	½-4 NPT 120V 60 Hz	509	231.00
26097	1224	½-4 NPT 240V 60 Hz	509	231.00
26127	1224	½-4 BSPT120V 60 Hz	509	231.00
26112	1224	½-4 BSPT 115V 50 Hz	509	231.00
26122	1224	½-4 BSPT 240V 60 Hz	509	231.00
26107	1224	½-4 BSPT 220V 50 Hz	509	231.00
26102	1224	½-4 BSPT GS 220V 50 Hz	526	238.50
31442	1224	½-4 NPT 220V 50 Hz	509	231.00

### Stands (see page 4.26)

Catalog No.	Model No.	Description	Weight	
			lb.	kg
92457	100A	Universal Leg & Tray Stand	75	34.5
92462	150A	Universal Wheel & Tray Stand	103	46.7
92467	200A	Universal Wheel & Cabinet Stand	164	74.5
22563	-	Steel Cabinet	42	19.3



No. 541  
No. 542



No. 713  
No. 913



No. 725 Cut Grooving Die Head

## Die Heads for Model 1224

Catalog No.	Model No.	Description	Capacity		Weight	
			in.	mm	lb.	kg
26132	711	Universal Self-Opening R.H., NPT	1/4-2	6-50	12 1/2	5.6
26142	713	Universal Quick-Opening L.H., NPT	1/4-2	6-50	12 1/2	5.6
26152	714	Receding Self-Opening R.H., NPT	2 1/2-4	62-100	30	13.6
26137	911	Universal Self-Opening R.H., BSPT	1/4-2	6-50	12 1/2	5.6
26147	913	Universal Quick-Opening L.H., BSPT	1/4-2	6-50	12 1/2	5.6
26157	914	Receding Self-Opening R.H., BSPT	2 1/2-4	62-100	30	13.6
26162	541	Quick-Opening Bolt L.H./R.H.	1/4-1	6-25	7 1/2	3.4
26167	542	Quick-Opening Bolt L.H./R.H.	1 1/8-2	28-50	9 1/2	4.2
55447	725	Cut-Grooving Die Head	2 1/2-4	62-100	30	13.6
57497	-	2 1/2"-3 1/2" Grooving Die Set	2 1/2-3 1/2	62-89	2	1
57507	-	2 1/2"-3 1/2" Grooving Bit only	-	-	-	-
57492	-	4" Grooving Die Set	4	100	2	1
57502	-	4" Grooving Bit only	-	-	-	-
55452	766	Blade Type Cutter	3/4-4	19-100	21	9.5
58712	-	Cut-Off Tool Bit	-	-	-	-

Note: Die Heads do not include dies. All Die Heads are through-head oiling.

## Pipe Dies 2 1/2"-4" (for 1/4"-2" see pages 4.30-4.31)

Catalog No.	Description	Capacity		Weight	
		in.	mm	lb.	kg
26192	1224 H.S. Dies NPT	2 1/2-4	62-100	2 1/4	1.0
33642	1224 H.S. Dies BSPT	2 1/2-4	62-100	2 1/4	1.0
31827	1224 H.S. NPT Dies for Plastic-Coated Pipe	2 1/2-4	62-100	2 1/4	1.0
31832	1224 H.S. BSPT Dies for Plastic-Coated Pipe	2 1/2-4	62-100	2 1/4	1.0
32237	1224 H.S. Dies NPT for PVC	2 1/2-4	62-100	2	1.0
32242	1224 H.S. Dies BSPT for PVC	2 1/2-4	62-100	2	1.0
33057	1224 H.S. Dies NPT for Stainless Steel	2 1/2-4	62-100	2	1.0
33072	1224 45° Beveling Dies	2 1/2-4	62-100	2	1.0
33077	1224 37 1/2° Beveling Dies	2 1/2-4	62-100	2	1.0
44992	1224 Bevel Guide Set	2 1/2-4	62-100	2	1.0
44997	1224 37 1/2° Bevel Bit Only	-	-	-	-
45002	1224 45° Bevel Bit Only	-	-	-	-

## Accessories

Catalog No.	Model No.	Description	Capacity		Weight	
			in.	mm	lb.	kg
26212	764	1/4"-4" Wheel-Type Cutter	-	-	19	8.6
26217	744	1/4"-4" Blade-Type Reamer	-	-	13	5.9
34577	-	1/4"-4" Reamer Blade	-	-	1/2	0.2
26187	-	Jaw Insert and Roll Set for PE-Coated Pipe	-	-	1/4	0.1
51005	819	Nipple Chuck (See page 52)	1/2-2	12-50	10 1/2	4.8
34157	419	Nipple Chuck 2 1/2" NPT	-	-	5 1/2	2.5
34162	419	Nipple Chuck 3" NPT	-	-	5 1/2	2.5
34167	419	Nipple Chuck 4" NPT	-	-	5 1/2	2.5
34172	419	Nipple Chuck 2 1/2" BSPT	-	-	5 1/2	2.5
34177	419	Nipple Chuck 3" BSPT	-	-	5 1/2	2.5
34182	419	Nipple Chuck 4" BSPT	-	-	5 1/2	2.5
61122	840A	Universal Drive Shaft	-	-	31	14.1
26707	-	Gear Grease (1224 & 1822)	-	-	1	0.5



## Pipe Dies for Machine Die Heads

Pipe Dies for use in Universal Die Heads (Nos. 504A, 711, 713, 811A, 815A, 816, 817 and 842)

Die Material or Type	(NPT)				(NPSM)			
	Nominal Pipe Size-Threads Per Inch				Nominal Pipe Size-Threads Per Inch			
	1/8"-27	1/4"-3/8"-18	1/2"-3/4"-14	1"-2"-11 1/2	1/8"-27	1/4"-3/8"-18	1/2"-3/4"-14	1"-2"-11 1/2
Alloy RH	47735	47740	47745	47750	—	—	—	—
High-Speed RH	47755	47760	47765	47770	47845	47850	47855	47860
High-Speed •LH	39587	47810	47815	47820	—	—	—	—
H.S. For Stainless Steel RH	47775	47780	47785	47790	—	—	—	—
H.S. For Cast Iron	—	—	—	70740	—	—	—	—
H.S. For PVC RH	—	—	70745	70750	—	—	—	—
H.S. For Plastic Coated Pipe RH	—	—	50012	31822	—	—	—	—

• Requires left hand model die head.

Pipe Dies for use in British Universal Die Heads (Nos. 504A, 811A, 815A, 816, 817, 856, 911 and 913)

Die Material or Type	(BSPT)				(BSPP)			
	Nominal Pipe Size-Threads Per Inch				Nominal Pipe Size-Threads Per Inch			
	1/8"-28	1/4"-3/8"-19	1/2"-3/4"-14	1"-2"-11	1/8"-28	1/4"-3/8"-19	1/2"-3/4"-14	1"-2"-11
Alloy RH	*66655	*66660	*66665	*66670	—	—	—	—
High-Speed RH	*66750	*66755	*66760	*66765	*66795	*66800	*66805	*66810
H.S. For Stainless Steel RH	*66770	*66775	*66780	*66785	—	—	—	*66830
H.S. For PVC RH	—	—	*70755	*70760	—	—	—	—
H.S. For PE-Coated RH	—	—	—	—	—	—	—	—

\* Requires British Model Die Head.

Conduit Dies for Universal Die Heads

Die Material or Type	(ISO) Nominal Conduit Size- Pitch in mm		(BEC) Nominal Conduit Size- Threads Per Inch		
	16-32mm-15	40-63mm-1.5	1/2"-5/8"-18	3/4"-1 1/4"-16	1 1/2"-2 1/2"-14
	Alloy RH	50645	50650	66700	66705

Pipe Dies for use in 500A Mono Die Heads

Die Material or Type	Nominal Pipe Size-Threads Per Inch								
	1/8"-27	1/4"-18	3/8"-18	1/2"-14	3/4"-14	1"-11 1/2	1 1/4"-11 1/2	1 1/2"-11 1/2	2"-11 1/2
(NPT)									
High-Speed RH	50700	50705	50710	50715	50720	50725	50730	50735	50740
H.S. For Stainless Steel RH	50745	50750	50755	50760	50765	50770	50775	50780	50785
(NPSM)									
High-Speed RH	—	—	—	50895	50900	50905	50910	50915	50920

Pipe Dies for 1/4"-3/8" Dual Die Heads (No. 502)

Die Material or Type	(NPT) Nominal Pipe- Threads Per Inch
	1/4"-3/8"-18 TPI
High-Speed RH	47940

Pipe Dies for Nos. 514 (LH), 515 (RH), 555 (RH), and 1/2"-3/4" Dual Die Heads.

Die Material or Type	(NPT) Nominal Pipe Size- Threads Per Inch			(BSPT) Nominal Pipe Size- Threads Per Inch	
	1/8"-27	1/4"-3/8"-18	1/2"-3/4"-14	1/4"-3/8"-19	1/2"-3/4"-14
Alloy RH	—	47875	47880	66955	66880
High-Speed RH	47885	47890	47895	66905	66910
H.S. For Stainless Steel RH	47900	47905	47910	—	66920

## Pipe Dies, Bolt Dies for Machine Die Heads

### Pipe Dies for No. 424 and 415 Die Head

Die Material or Type	(NPT)	(NPSM)
	Pipe Size-TPI	Pipe Size-
H.S. RH	2½"-4"x8 TPI	2½"-4"x8 TPI
	99545	94220



### Bolt Dies for Universal Die Heads (Nos. 504A, 711, 811A, 815A, 816, 817 and 911 Die Heads)

Rod Size-TPI	(UNC)	Rod Size-TPI	(UNF)	(BSW)	
	RH High-Speed		RH High-Speed	Rod Size-RH TPI	High-Speed
¼"-20	48215	¼"-28	48295	¼"-20	*67880
⅜"-18	48220	⅜"-24	48300	⅜"-18	*67885
⅝"-16	48225	⅝"-24	48305	⅝"-16	*67890
⅞"-14	48230	⅞"-20	48310	⅞"-14	-
1"-13	48235	1"-20	48315	1"-12	*67900
⅞"-12	48240	⅞"-18	48320	⅞"-12	*67905
⅝"-11	48245	⅝"-18	48325	⅝"-11	*67910
⅜"-10	48250	⅜"-16	48330	⅜"-10	*67915
⅜"-9	48255	⅜"-14	48335	⅜"-9	67920
1"-8	48260	1"-14NS	48340	1"-8	*67925
1½"-7	48265	1"-12	48375	1½"-7	-
1¼"-7	48270	1½"-12	48345	1¼"-7	*67935
1⅜"-6	48275	1¼"-12	48350	1⅜"-6	-
1½"-6	48280	1⅜"-12	48355	1½"-6	*67945
1¾"-5	48285	1½"-12	48360	1¾"-5	-
2"-4½	48290	-	-	2"-4½	67955

### Bolt Dies for 500B, 531 and 541 Die Heads

(8 UN)	
Rod Size-TPI	RH High-Speed
1½"-8	49215
1¼"-8	49220
1⅜"-8	49225
1½"-8	49230
1¾"-8	49240
1⅞"-8	49245
2"-8	49250
(12 UN)	
2"-12	49345

\* Requires British Model Die Head.  
† If Alloy Die is not available, use High-Speed.

### Beveling Dies

For beveling pipe prior to welding. A set of beveling dies consists of three guide segments and one cutting segment.

Catalog No.	Description	Pipe Size		Used in Die Head	Weight	
		in.	mm		lb.	kg
52192	37½° Bevel Die Set	½-¾	12-20	Universal	1	0.5
50960	37½° Bevel Die Set	1-2	25-50	Universal	1	0.5
52202	45° Bevel Die Set	½-¾	12-20	Universal	1	0.5
50965	45° Bevel Die Set	1-2	25-50	Universal	1	0.5

### Grooving Dies

To groove pipe for mechanical type couplings, consult chart for sizes and die head information.

Catalog No.	Description	Pipe Size		Used in Die Head	Weight	
		in.	mm		lb.	kg
52217	Grooving Die Set	½-¾	12-20	Universal	1	0.5
50985	Grooving Die Set	1-2	25-50	Universal	1	0.5

Note: 21-2 4 Beveling Dies are available for the No. 1224 threading Machine. See accessories for No. 1224.  
Note: Universal Dies include 811A and 815A Die Heads.



See page 4.12



Keep dies used for stainless steel separate from those used with black iron to avoid material contamination.



# Threading

## Bolt Dies for 500B and 531, 532, 541 and 542 Die Heads (Continued)

(UNC)			(UNF)	
Rod Size-TPI	RH High-Speed	LH High-Speed	Rod Size-TPI	RH High-Speed
1/4"-20	48605	—	1/4"-28	48690
5/16"-18	48610	48915	5/16"-24	48695
3/8"-16	48615	48920	3/8"-24	48700
7/16"-14	48620	48925	7/16"-20	48705
1/2"-13	48625	48930	1/2"-20	48710
5/16"-12	48630	48935	5/16"-18	48715
3/8"-11	48635	48940	3/8"-18	48720
1/2"-10	48640	48945	1/2"-16	48725
7/8"-9	48645	48950	7/8"-14	48730
1"-8	48650	48955	1"-12	48735
1 1/8"-7	48655	48960	1"-14NS	49305
1 1/4"-7	48660	48965	1 1/8"-12	48740
1 3/8"-6	48665	48970	1 1/4"-12	48745
1 1/2"-6	48670	48975	1 3/8"-12	—
1 3/4"-5	48675	—	1 1/2"-12	48755
2"-4 1/2	48680	48985	—	—



For use with 531, 541 and 500B 1/4"-1" Die Heads

For use with 532, 542 and 500B 1 1/8"-2" Die Heads

(BSW)	
Rod Size-TPI	RH High-Speed
1/4"-20	—
5/16"-18	—
3/8"-16	67615
7/16"-14	67620
1/2"-12	67625
5/8"-12	—
5/8"-11	67635
3/4"-10	67640
7/8"-9	67645
1"-8	67650
1 1/8"-7	67655
1 1/4"-7	67660
1 3/8"-6	67665
1 1/2"-6	—
1 3/4"-5	67675
1 3/4"-5	—
1 7/8"-4 1/2	67685
2"-4 1/2	—

For use with 531, 541 and 500B 1/4"-1" Die Heads

For use with 532, 542 and 500B 1 1/8"-2" Die Heads

## Dies for Rebar, for use in 500B, 531, 532, 541 and 542 Die Heads

Catalog Nos.		Catalog Nos.	
(UNC)		(UNC)	
RH High-Speed	Rebar Size-TPI	RH High-Speed	Rebar Size-TPI
34077	3/8"-16	85850	1"-8
34082	1/2"-13	79120	1 1/8"-7
34087	5/8"-11	85855	1 3/8"-6
34092	3/4"-10	—	—

Acme		(S.I.) Series A Metric			Series B Metric		(ISO) International Standards. Org.	
Rod Size-TPI	RH High-Speed	Rod Size-Thread Pitch in. mm	RH High-Speed	LH High-Speed	Rod Size-Thread Pitch in. mm	RH High-Speed	Rod Size-Thread Pitch in. mm	RH High-Speed
—	—	M6-1.0	49795	49845	—	—	M6-1.0	50040
—	—	M7-1.0	—	49850	—	—	M7-1.0	—
—	—	M8-1.25	49805	—	—	—	M8-1.25	50050
—	—	M9-1.25	—	—	—	—	M9-1.25	—
—	—	M10-1.5	49815	—	M10-1.0	50560	M10-1.5	50060
—	—	M11-1.5	49820	49870	—	—	M11-1.5	—
3/4"-6	49610	M12-1.75	49825	49875	M12-1.5	85865	M12-1.75	50070
—	—	M14-2.0	49830	—	M14-1.5	—	M14-2.0	50075
—	—	M16-2.0	49835	—	M16-1.5	50575	M16-2.0	50080
—	—	M18-2.5	49840	49890	—	—	M18-2.5	50085
—	—	M20-2.5	50480	49895	M20-1.5	50585	M20-2.5	50090
—	—	M22-2.5	50485	49900	M22-1.5	50590	M22-2.5	50095
1"-5	49585	M24-3.0	50490	49905	M24-2.0	85870	M24-3.0	50100
—	—	M25-3.0	50495	—	—	—	M27-3.0	50105
—	—	M26-3.0	—	—	—	—	M30-3.5	50110
—	—	M27-3.0	50500	—	M27-2.0	—	M33-3.5	50115
—	—	M30-3.5	50505	49915	M30-2.0	—	M36-4.0	50120
1 1/4"-5	49600	M33-3.5	50510	—	—	—	M39-4.0	50125
—	—	M36-4.0	50515	49925	—	—	M42-4.5	50130
1 3/8"-4	—	M39-4.0	50520	49930	—	—	M45-4.5	—
—	—	M42-4.5	50525	—	—	—	M48-5.0	50140
—	—	M45-4.5	50530	—	—	—	M52-5.0	—
—	—	M48-5.0	50540	—	—	—	—	—
—	—	M50-5.0	50545	—	—	—	—	—
—	—	M52-5.0	50550	—	—	—	—	—


For use with 531, 541 and 500B 1/4"-1" Die Heads

For use with 532, 542 and 500B 1 1/8"-2" Die Heads

For metric high-speed rebar dies, Series B, ISO, see price list.



## Nipple Chucks / Adapters



### 819 Nipple Chuck Kit

- Holds short or close nipples for threading.
- Holds studs for threading.
- For use with 300 Power Drive, 300 Compact, 535 and 1822 (with adapter kit) and 1224 Threading Machines.
- Standard Nipple Chuck includes insert and 5 adapters: 1/2", 3/4", 1", 1 1/4" and 1 1/2". (Nipple Chuck body serves as 2" Adapter.)

Catalog No.	Model No.	Description	Weight	
			lb.	kg
51005	819	NPT Nipple Chuck 1/2"-2"	10	4.5
68160	819	BSPT Nipple Chuck 1/2"-2"	10	4.5
51020	D-380-X	Nipple Chuck Wrench	1/4	0.1
35867	839	Adapter Kit for 1822 Machine	16 1/2	7.5
62457	1219	NPT Nipple Chuck for 1215	5 3/4	2.6


### Pipe Adapters

For use with No. 819 Nipple Chuck to allow close nipple threading of all sizes of pipe smaller than 2 inches.

Size (in.)	NPT Standard		BSPT Standard		Weight	
	Catalog No.	Model No.	Catalog No.	Model No.	lb.	kg
1/8	51040	E-729	-	-	1/2	0.23
1/4	51045	E-730	68195	E-730-B	1/2	0.23
3/8	51050	E-731	68200	E-731-B	1/2	0.23
1/2	51055	E-732	68165	E-732-B	1/2	0.23
3/4	51060	E-733	68170	E-733-B	1/2	0.23
1	51065	E-734	68175	E-734-B	1/2	0.23
1 1/4	51070	E-735	68180	E-735-B	1/2	0.23
1 1/2	51075	E-736	68185	E-736-B	1/2	0.23



See page 4.12













## Roll Grooving

- Designed to improve speed and efficiency for sprinkler installations.
- Wide selection of mechanical and hydraulic units for applications up to 24" in diameter.

Roll Grooving Type	No. of Models	Pipe Capacity (in.)	Page
915 Roll Groover	1	1¼ – 12	5.3
960 Roll Groover	1	1¼ – 6	5.4
916 Roll Groover	4	2 – 6	5.5
918 Hydraulic Roll Groover	5	1 – 12	5.6
918-I Electric Roll Groover	2	1 – 12	5.7
920 Roll Groover	1	2 – 24	5.8

# Roll Grooving

## Roll Groover Selection

	960	916	915	918	918-1	920
						
	Page 5.4	Page 5.5	Page 5.3	Page 5.6	Page 5.7	Page 5.8
<b>Capacity</b>	1"-6"	1"-6"	1¼"-12"	1"-12"	1"-12"	2"-24"
<b>Weight</b>	24 lbs.	33 lbs.	23 lbs.	81 lbs./185 lbs.	81 lbs./185 lbs.	160 lbs.
<b>"In-Place" Groover</b>			•			
<b>Hydraulic Actuated</b>				•	•	•
<b>Will do SS, PVC, Al</b>	•	•	•	•	•	•
<b>Roll Sets for Copper</b>	•	•	•	•	•	•
<b>Drive Units</b>	RIDGID 300 / Page 4.10	RIDGID 300 / Page 4.10	Hand	RIDGID 300 / Page 4.10	Included	RIDGID 300 / Page 4.10
		RIDGID 535* / Page 4.18 RIDGID 1822-1* / Page 4.23		RIDGID 535* / Page 4.18 RIDGID 1822-1* / Page 4.23		
<b>Usage</b>	Field	Field	Field	Fab Shop	Fab Shop/Field	Fab Shop/Field

\* Adapter pieces required.

## Pipe Size & Schedule Capacities

Model	Material	Pipe Size (inches)/Schedule																
		1	1¼	1½	2	2½	3	3½	4	4½	5	6	8	10	12	14	16	18-24
960 page 5.4	Steel	Sch. 5, 10, 40																
	Stainless	5, 10	Sch. 5, 10, 40				Sch. 5, 10											
	Aluminum	Sch. 5, 10, 40																
	PVC	40	40, 80				40											
	Copper				K, L	K, L, M		K, L, M & DWV										
916 page 5.5	Steel	Sch. 5, 10, 40																
	Stainless	5, 10	Sch. 5, 10, 40				Sch. 5, 10											
	Aluminum	Sch. 5, 10, 40																
	PVC	40	40, 80				40											
	Copper				K, L	K, L, M		K, L, M & DWV										
915 page 5.3	Steel	Sch. 5, 10, 40																
	Stainless	Sch. 5, 10, 40				Sch. 5, 10												
	Aluminum	Sch. 5, 10, 40																
	PVC	40	40, 80	40	40, 80		40								5, 10			
	Copper				K, L	K, L, M		K, L, M & DWV										
918/918-1 page 5.6 & 5.7	Steel	Sch. 5, 10, 40																
	Stainless	Sch. 5, 10	Sch. 5, 10, 40				Sch. 5, 10											
	Aluminum	Sch. 5, 10, 40																
	PVC	40	40, 80	40	40, 80								Sch. 5, 10					
	Copper				K, M	K, L, M		K, L, M & DWV										
920 page 5.8	Steel	Sch. 5, 10, 40																
	Stainless											5, 10 std.*				5, 10		
	Aluminum	Sch. 5, 10, 40																
	PVC	40	40, 80				40								5, 10 std.*			
	Copper				K, L	K, L, M		K, L, M & DWV										

\* 8" grooving is not recommended for Sch. 40 if pipe hardness is above 150 BHN

\* Std. = Standard wall thickness (.375).

Note: Use of roll sets on both carbon and stainless steel pipe can lead to contamination of the stainless material. This contamination could cause corrosion and premature pipe failure.

To prevent ferrous contamination, use roll sets dedicated for stainless steel grooving.

Note: Consult groover manual for exact capacity specifications.

## Roll Groover/Threader Compatibility

Roll Groover Model	Threader Model							
	1210	1215	300 Complete	300 Compact	1822	535 Manual	535 Auto*	1224
916	-	-	45007	67662	48307	60382	-	-
960	-	-	91207	91207	91207	91207	-	-
918-1	-	-	48297	-	-	-	-	-
918-2	-	-	-	-	48377	-	-	-
918-4	-	-	-	-	-	-	-	48382
918-5	-	-	-	-	-	48387	-	-
920	-	-	95782	-	-	-	-	-

\*Not recommended for roll grooving applications.



Model 915



Some items sold separately.

## 915 Manual Roll Groover

The new RIDGID 915 Roll Groover is a manual roll groover for in-place field applications. The 915 requires only 3½" of clearance to travel around a pipe and a minimum of 2¾" of exposed pipe for grooving. With the appropriate roll sets, the 915 can groove from 1¼" to 12" pipe, the widest range in its class! The 915's cast-in handle allows for easy transport or chaining the groover down to prevent theft. The 915 is a must for service work crews.

### Features

- Lightweight design – only 23 pounds.
- Easy roll set change out – up to 12" wide capacity range in one unit for service versatility.
- Cast-in carrying handle – easy to transport or lock up to prevent theft.
- Included ratchet – 90 degree bend-in handle makes grooving easier.
- Available customized tool box – holds 915 groover and all available roll sets.
- Easy to use depth setting gauge – helps make accurate grooves.

### Specifications

Capacity:

- 1¼" - 12" Sch. 10 Steel and Stainless Steel Pipe.
- 1¼" - 6" Sch. 40 Steel and Stainless Steel Pipe.
- 2"-8" K, L, M, DWV Copper.
- 1¼" - 6" Sch. 40 PVC.
- 1½", 2½" - 3" Sch. 80 PVC.

- Operation: Feed screw with ½" ratchet wrench (included).
- Weight: 23 lbs. (including ratchet).

### Standard Equipment

- 915 Roll Groover with 2" - 6" Sch. 10 (2" - 3½" Sch. 40).
- Roll Set Ratchet Wrench.



### Accessories

Catalog No.	Model No.	Description	Weight	
			lb.	kg
88232	915	915 Roll Groover with 2" - 6" Sch. 10 (2" - 3½" Sch. 40) Roll Set	23	10.4
92437	–	Drive and Groove Roll Set for 1¼" - 1½" Sch. 10 or 40 Steel, Stainless Steel, PVC	2	0.9
92447	–	Drive and Groove Roll Set for 4" - 6" Sch. 40 Steel, Stainless Steel, PVC	4½	1.9
92442	–	Drive and Groove Roll Set for 8" - 12" Sch. 10 Steel, Stainless Steel, PVC	4½	1.9
92452	–	Drive and Groove Roll Set for 2" - 8" Copper Tube Type K, L, M, and DWV	2	0.9
93497	–	915 Tool Box	21½	9.7
76827	–	Metric Diameter Tape	½	0.1
76822	–	English Diameter Tape	½	0.1
93642	–	Groove Roll 2" - 6" Sch. 10 Steel, Stainless Steel, PVC, 2" - 3¼" Sch. 40 Steel		

Note: A Roll Groove Set consists of a Groove Roll and a Drive Roll.

Copper Roll Groove Set includes Black Reaction Arm and one Copper Stabilizer Pad.

# Roll Grooving

## 960 Ratchet-Driven Roll Groover

The RIDGID 960 Roll Groover is a ratchet-driven, portable roll groover for field applications. With a cast in carrying handle, the 960 Roll Groover is easier to move around the jobsite than any other roll groover of its kind. The 960 Roll Groover mounts on the RIDGID 300-Power Drive for convenient grooving of steel and copper pipe. The 960 can be actuated by either a ½" drive ratchet or any wrench that fits the 15/16" hex on the feedscrew.

### Features

- Ability to groove 6" schedule 10 and 40 steel pipe with 17% less torque than the competition.
- Grooving capacity of 1" to 6" Schedule 10 and 40 steel pipe, 2" – 6" Copper Tube Type K, L, M, and DWV.
- Convenient carrying handle for easy portability.
- Permanently affixed depth setting gauge that will not fall off or get tangled during operation.
- Heat-treated feed screw bushing for added durability.
- Quick change-out rollset design allows easy transformation to roll groove 1" steel or 2"-6" copper tubing.
- Feedscrew can be actuated by using either the standard 15"-long ratchet or any 15/16" hex.

### Specifications

- Pipe Capacity: 1" to 6" Schedule 10 and Schedule 40 Steel Pipe 2" – 6" O.D., Copper Tube (Type K, L, M, and DWV), 1" Schedule 10 and 40.
- Depth Adjustment: Adjusting screw with patent pending integral depth setting gauge.
- Actuation: Feed screw with ½" ratchet wrench or 15/16" (Included) hex wrench.
- Power Drive Mounting: RIDGID 300 Power Drive 38/57 RPM. See page 4.16.
- Weight: 24 lbs. (10.9 kg) including ratchet.

### Standard Equipment

- 15" long ratchet ½" drive.
- Roll Set to groove 1¼"-6" schedule 10 or schedule 40 steel pipe.

### Ordering Information

Catalog No.	Model No.	Description	Weight	
			lb.	kg
91207	960	1¼" – 6" Roll Groover	24	10.9
90842	–	Roll Set for 1" Schedule 10 and 40 steel pipe	6	2.7
90837	–	Roll Set for 2" – 6" Copper Tube Type K, L, M and DWV	6	2.7
76827	–	Metric Diameter Tape	½	0.13
76822	–	English Diameter Tape	½	0.13

*Note: A Roll Set consists of a Groove Roll and a Drive Roll.*



Model 960





Model 916

## Power-Driven 916 Roll Groover

The RIDGID Model 916 Roll Groover is the most durable and efficient lightweight portable unit available. Built with a solid, durable cast-iron housing, it withstands heavy usage, yet is light enough for easy transportation. The 916 features a patented single stroke feed mechanism that allows for accurate operation quickly and effortlessly.

### Features

- Specifically designed for field service roll grooving applications.
- Quick and easy mount to RIDGID Nos. 300 Power Drive, 535 or 1822 Threading Machines. See pages 4.16, 4.20 and 4.25.
- Cam-type feed actuation – translates into minimum operator effort to form roll grooves.
- Durable cast-iron housing withstands extensive field use.
- Depth adjustment screw separate from feed mechanism allows for consistent groove depth.
- Lightweight, only 33 lbs., allows for easy transport and storage.
- Integral feed handle is part of overall unit. No extra tools required.
- Optional Roll Sets for: Copper 2"- 6" (Types K, L, M, DWV), 1" Sch. 10, 40 steel pipe.
- Optional 1¼"-1½" and 2"- 6" AWWA Roll Sets.
- Easy serviceability – drive and groove rolls are easy to change.

### Specifications

- Capacity:
  - 1¼"-6" Sch. 10 steel, stainless steel, PVC
  - 1¼"-3" Sch. 40 steel, stainless steel, PVC
  - 2"-6" Copper (type K, L, M, DWV) optional
- Weight: 33 lbs. (15 kg).

### Standard Equipment

- One (1) 1¼"-6" Roll Groove Set for steel (1¼"-6" schedule 10, 1¼"-3" schedule 40).

### Ordering Information

Catalog No.	Model No.	Description	Weight	
			lb.	kg
45007	916	Roll Groover for 300 Power Drive	33	15
46852	916	Roll Groover for Copper Tubing for 300 Power Drive	34	15.5
60382	916	Roll Groover for 535	33	15
48307	916	Roll Groover for 1822	33	15
<b>Accessories</b>				
45347	–	Roll Set for 1" Sch. 10, 40	6	2.6
45352	–	Roll Set for Copper (optional)	6	2.6
69667	–	Roll Set for 1¼"-1½" AWWA (optional)	6	2.6
69692	–	Roll Set for 2"-6" AWWA (optional)	6	2.6
67662	–	Adapter Bracket for 300 Compact	30	13.6
76822	–	English Diameter Tape	½	0.1
76827	–	Metric Diameter Tape	½	0.1

Note: A Roll Set consists of a Groove Roll and a Drive Roll.



Model 918



## 918 Hydraulic Roll Groover

The RIDGID Model 918 Hydraulic Roll Groover features a powerful 15-ton hydraulic ram in a compact, easy to transport unit. With one man set-up and operation, the 918 is the ideal groover for job site requirements. The 918 mounts quickly to RIDGID 300 power drive, 535, 1822, or 1224 Threading Machines. (See pages 4.16, 4.20, 4.25 and 4.28.) Designed to provide maximum efficiency, the 918 is capable of grooving up to 12" Schedule 10 and 8" Schedule 40 standard wall pipes. Roll Set changeout is accomplished in seconds.

### Specifications

- Capacity:
  - 1"-12" Schedule 10 steel, stainless steel, PVC.
  - 1"-8" Schedule 40 steel, PVC.
  - 1"-2" Schedule 40 stainless steel.
  - 2"-6" Copper (Types K, L, M, DWV).
  - 2½"-6" Schedule 80 PVC.
- Weight: 81 lbs. (37 kg).

### Standard Equipment

- One (1) 2"-6" Schedule 10/40 Roll Set.
- One (1) 8"-12" Schedule 10 (8" Schedule 40) Roll Set.
- Tools for Roll Set Change.
- One (1) Carrying case for Roll Sets.

### Ordering Information

Catalog No.	Model No.	Description	Weight	
			lb.	kg
48297	918-1	918 Roll Groover w/300 Power Drive Mount Kit	104	47.2
48377	918-2	918 Roll Groover w/1822 Power Drive Mount Kit	134	60.9
48382	918-4	918 Roll Groover w/1224 Carriage Mount Kit	131	59.5
48387	918-5	918 Roll Groover w/535 Carriage Mount Kit	117	53.1
47222	918 only	918 Roll Groover Only	95	43.1
<b>Mounting Kit Only</b>				
48292	911	300 Power Drive Mount Kit Only	9	4
48392	912	1822 Carriage Mount Kit Only	39	17.7
48397	914	1224 Carriage Mount Kit Only	36	16.4
48402	915	535 Carriage Mount Kit Only	22	10
<b>Accessories</b>				
48405	–	Roll Set for 8" Sch. 40, Tool box included.	18	8.2
48407	–	Roll Set for 1¼" to 1½" Sch. 10/40. Tool box includes drive shaft, bolt and tools.	10	4.5
48412	–	Roll Set for 1" Sch. 10/40, and 1¼" to 1½" Sch. 10/40. Tool box includes drive shaft, bolt and tools.	20	9.0
48417	–	Roll Set for copper (2"-6").	10	4.5
59992	–	1"-12" Stabilizer for grooving nipples. For 918 w/300 Mounting Kit or 918-l	11	5.0
49662	–	Tool Box	5	2.0
76822	–	English Diameter Tape	½	0.1
76827	–	Metric Diameter Tape	½	0.1

Note: A Roll Set consists of a Groove Roll and a Drive Roll.  
 "Do not use to groove 8" schedule 40 steel pipe harder than 150 Brinell"



## 918-I Roll Groover

The RIDGID Model 918-I Roll Grooving Machine is capable of grooving 1" to 8" schedule 40 and 1" to 12" schedule 10 pipe faster than any roll grooving machine in its class. Powered by a 1.2 HP universal motor and heavy duty transmission, the 918-I produces high quality grooves consistently and effortlessly.

The 918-I comes standard with a rugged wheel stand built for mobility in the shop without compromising stability. The stand's tray is tough enough to support 200 lbs.

The 918-I uses a custom-designed, two-stage hydraulic pump that minimizes pipe flare, operator fatigue and hydraulic fluid leaks.

### Features

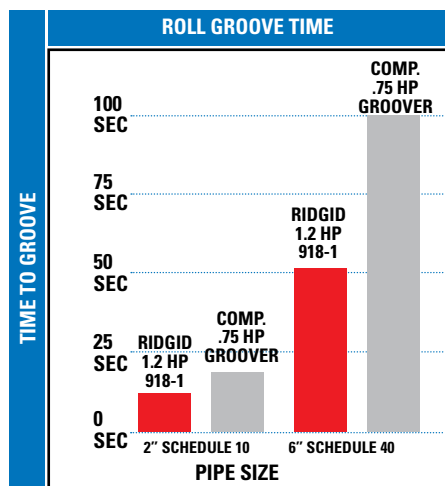
- Fastest roll groove time in its class. (See Roll Groove Time chart below).
- Offers maximum versatility in roll grooving capacities (see specifications below).
- Custom engineered 2-stage, 15-ton hydraulic pump and ram eases grooving and reduces flare and operator's fatigue.
- Produces consistent, high quality roll grooves.
- CSA approved.
- Approved to UL standards (NRTLCL).

### Specifications

- Capacity
  - 1"-12" Schedule 10 steel.
  - 1"-8" Schedule 40 steel.
  - 2"-6" copper (Types K, L, M, DWV).
  - 2½"-6" Schedule 80 PVC.
- Weight: 185 lbs./84.1 kg.
- Motor: Universal 1.2 HP, 115v 60 Hz .
- Motor Control: On/Off Heavy-Duty with Foot Switch.
- RPM: 45 (no load).

### Standard Equipment

- One (1) 2"-6" Schedule 10/40 Roll Set.
- One (1) 8"-12" Schedule 10 (8" Schedule 40) Roll Set.
- One (1) Tools for Roll Set Changeout.
- One (1) Carry Case for Roll Sets.
- One (1) Heavy-Duty Wheel Stand with Tray.
- One (1) Foot Switch.
- One (1) 1"-12" Stabilizer for Grooving Nipples.



### Ordering Information

Catalog No.	Model No.	Description	Weight	
			lb.	kg
64977	918-I	Roll Grooving Machine Complete. 115v	185	84.1
65902	918-I	Roll Grooving Machine Complete. 230v (Export Only)	185	84.1
<b>Accessories</b>				
48405	–	Roll Set for 8"-12" Sch 10 (8" Sch 40) With Carry Case	18	8.2
48407	–	Roll Set for 1¼"-1½" Sch 10/40 With Carry Case	10	4.5
48412	–	Roll Set for 1" Sch 10/40 and 1¼"-1½" Sch 10/40 With Carry Case	20	9.0
48417	–	Roll Set for 2"-6" Copper	10	4.5
59992	–	1"-12" Stabilizer for Grooving Nipples	11	5.0
76822	–	English Diameter Tape	½	0.1
76827	–	Metric Diameter Tape	½	0.1

Note: A Roll Set consists of a Groove Roll and a Drive Roll.

Note: " Do not use to groove 8" schedule 40 steel pipe harder than 150 Brinell"



For pipe stands,  
see page 2.4.



## 920 Roll Groover

The RIDGID 920 Roll Groover takes grooving to a whole new level. With a capacity range of 2"-24" diameter pipe, the 920 has the largest capacity of any RIDGID roll groover. The 920 mounts to the RIDGID 300 Power Drive for use in the field or shop. Also available is the new RJ624 Large Diameter Pipe Support for grooving pipe up to 24" in diameter, a perfect complement to the 920 Roll Groover (see page 2.5).

### 920 Benefits

- Largest grooving capacity in its class.
- Transportation Mode – Detachable Wheels enable one man to easily move the 920 around a jobsite. Also available is a Model No. 32 Transporter (see page 4.17).
- Patented Depth Setting Gauge – Easy and accurate groove depth setting does not require adjusting the protective guarding.
- Built-in Pressure Gauge – Helps operator monitor hydraulic pressure to control flare and optimize groove time.
- Front Roll Set Change-Out – User can switch groove roll sets quickly and easily.
- Easy Adjust Support Legs – Helpful when leveling the groover on uneven ground.

### Standard Equipment

- 920 Roll Groover with support legs.
- 2"– 6" Sch. 10/40 Groove Roll Set with box.
- 8"– 12" Sch. 10/40 Groove Roll Set.
- 14"– 16" Standard Wall (0.375) Groove Roll Set with box.
- 920 Training Video and User Manual.
- Transport wheels.

### Ordering Information

Catalog No.	Model No.	Description	Weight	
			lb.	kg
95782	920	920 Roll Groover with 2" - 6" Sch. 40, 8"-12" Sch. 40 and 14"-16" Std. Wall Roll Sets	199	90.3
96987	–	Drive and Groove Roll Set for 18" - 20" Sch. 10 Steel or Stainless Steel	21	9.5
96992	–	Drive and Groove Roll Set for 22" - 24" Sch. 10 Steel or Stainless Steel	22	10
96997	–	Drive and Groove Roll Set for 4" - 6" Sch. 40 Steel or Stainless Steel	20	9
96982	–	Drive and Groove Roll Set for 2" - 8" Copper Tube Type K, L, M, and DMV	20	9
96372	RJ624	RJ624 Large Diameter Pipe Stand	167	75.7
76827	–	Metric Diameter Tape	½	0.1
76822	–	English Diameter Tape	½	0.1
42575	32	Transporter for Power Drives and Tristand Vises	14¼	6.5

\* Requires additional roll sets, see table above.





## Drilling & Tapping

- Wide selection from a single source.
- Durable designs.



Type	No. of Models	Nom. Size (in.)	Page
<b>Hole Cutting</b>			
Model HC300	3	Up to 3"	6.2
Model HC450	3	Up to 4 3/4"	6.3
Hole Saws	51	Up to 6"	6.4
Hole Saw Arbors	5	Up to 5/8"	6.4
<b>Reciprocating Saw Blades</b>	22	3-12"	6.5
<b>Core Drilling</b>			
Core Drill Machines	4	—	6.6
Core Drill Bits	26	1/2-14"	6.7
<b>Tapping</b>			
Mini-Tapping	1	3/4 - 1"	6.8
Standard	1	3/4 - 2"	6.9

## Hole Cutting Tools



Model HC300

### Specifications

- Motor: Universal, 110V or 230V 25-60Hz 11 amp, 1.2 HP, UL/CSA listed.
- RPM: 360 (no load).
- Hole Cutting Capacity: up to 3".
- Chuck Size: 1/16" - 1/2".
- Pipe Diameter Mounting Range: 1 1/2" - 8".
- Weight: 31 lbs..
- Height: 12.8".
- Length: 11.9".
- Width: 13.2".



### Model HC300

The RIDGID Model HC300 Hole Cutting Tool is designed to cut holes up to 3" diameter into steel pipe. The multiple hole size allows the use of Mechanical T's®, Hookers®, Vic-O-Lets™, Weld-O-Let™ and other fittings for branching unpressurized pipelines.

The HC300 features a 1/2" capacity chuck to accommodate all sizes of holes up to 3" diameter and standard hole saw arbors up to 7/16" Hex (1/2" chuck size). An integral motor and gear reduction optimizes the performance and saw life in the capacity range. A single-feed handle and ON/OFF switch allows for easy operation. The compact two-piece design allows the HC300 to be used in tight quarters and difficult-to-reach locations.

The Model HC300 offers great features that translate into unparalleled field and shop performance.

- Quick Connecting Two-piece Design. This unique design allows for easy mounting, transport and set up. In addition, weighing only 31 lbs., the unit can be broken down into two lighter weight units for maximum transport and operation comfort. This is particularly useful when working off a ladder or overhead.
- Single-hand Chain Latching. The Model HC300 features a patented spring-loaded chain that saves time and significantly aids set up and operation.
- Ergonomic Design. With all controls at the operator's fingertips, the tool has been designed for maximum productivity.
- High Speed. With a powerful 1.2HP, 11 amp motor, the Model HC300 delivers 360 RPM to quickly bore holes while optimizing hole saw life.
- Horizontal and vertical flats to ensure perpendicular cutting.

*Note: Standard hole saw listing on page 6.4*

### Standard Equipment

- One (1) Hole Cutting Tool (Base and Motor Assembly).
- One (1) Chuck Key.

### Accessories

- Hole Saws.
- R2S Solid Shank Arbor.
- Carrying Case.

### Ordering Information

Catalog No.	Model No.	Description	Weight	
			lb.	kg
76777	HC300	3" Hole Cutting Tool 115V	31	14
76787	HC300	3" Hole Cutting Tool 230V	31	14
76792	HC300-J	3" Hole Cutting Tool 100V	31	14
16671	R2S	Solid Shank Arbor	3/4	0.3
84427	-	HC-450/HC-300 Carrying Case	19	8.6

*Note: The HC300 is not a hot tapping tool.*

*Note: Use the R2S Arbor when drilling 1/4" and larger holes.*



Model HC450

## Specifications

- Motor: Universal, 110V or 220V 25-60Hz 13 amp, 1.2 HP, UL/CSA listed.
- RPM: 110 (no load).
- Hole Cutting Capacity: up to 4¾".
- Chuck Size: ⅝".
- Pipe Diameter Mounting Range: 1¼" to 8".
- Weight: 42 Lbs.
- Height: 11½".
- Length: 17".
- Width: 17".



## Model HC450

The RIDGID Model HC450 is engineered for continuous ¼" to 4 ¾" hole cutting in and up to 8" diameter steel unpressurized pipe. The built-in level ensures line up for multiple holes when branching lines using Mechanical T's, Vic-O-Lets or welded saddles. Dual-side feed handles and switches provide easier operation from any angle. In addition, the HC450's heavy-duty chuck accommodates ⅝" to ⅝" arbors. The HC450 is ideal for mechanical, industrial maintenance and fire protection contractors since it cuts holes into a wide variety of pipe materials. No off-the-shelf drill-based hole cutter compares in performance or durability to the rugged purpose-built Model 450:

- 13 amp 1.2 HP worm-gear driven motor delivers unmatched hole cutting power for schedule 10, 40 and 80 pipe.
- Engineered for ¼" to 4 ¾" continuous dry or oiled hole cutting.
- Quickly mounts onto 1¼" to 8" diameter pipe.
- RPM maximizes holesaw life and does not spray lubricant or chips.
- Only 11½" high for low clearance jobs.
- Dual-side controls provide easy operation.
- GFCI and a built-in breaker for operator protection.
- Chuck accommodates ⅝" to ⅝" arbors.
- Two carrying handles ease mounting and alignment.
- Built-in level for multiple hole alignment.

## Standard Equipment

- One (1) Hole Cutting Tool.
- One (1) ⅝" Arbor only for Hole Saws.
- One (1) Chuck Key.

## Ordering Information

Catalog No.	Model No.	Description	Weight	
			lb.	kg
57592	HC450	4 ¾" Hole Cutting Tool 110V	42.0	19.0
57597	HC450	4 ¾" Hole Cutting Tool 220V	42.0	19.0
57602	HC450-J	4 ¾" Hole Cutting Tool – Japan 100V	42.0	19.0

Note: The HC450 is not a hot tapping tool.

## Accessories

Catalog No.	Model No.	Description	Weight	
			lb.	kg
84427	—	HC450 Carry Case	19.0	8.6
59502	R4	⅝" Arbor only for Hole Saws	¼	.1



For standard hole saws see page 6.4

## Hole Saws



### Variable Pitch Hole Saws

Outperform and outlast traditional standard pitch models. Bi-metal construction with teeth made from specially hardened type M3 high speed steel. The varying teeth height and gullet sizes result in much faster cutting and longer life. For wood; mild, tool and stainless steels; cast iron; brass and aluminum. 51 sizes from 1/16" (14mm) to 6" (152mm).

- Depth of cut: 1 1/8" (28 mm).
- Use RIDGID Thread Cutting Oil on all metal except cast iron.

## Hole Saw Arbors

Hole saw arbors with high-speed pilot drills are built for use with portable drills and drill presses. The saws are quickly replaced without tools and without removing the arbor from the chuck.



Catalog No.	Model No.	Saw Size & Hole Diameter		Nominal Pipe Sizes (in.)		Nominal Pipe Sizes (mm)	
		in.	mm	Tap Drill	Body Drill	Tap Drill	Body Drill
				Size	Size	Size	Size
52755	M14	9/16	14	-	-	-	-
52760	M16	5/8	16	-	-	-	-
52765	M17	1 1/16	17	-	-	-	-
52770	M19	3/4	19	-	3/8	-	10
52775	M22	1 3/16	21	-	-	-	-
52780	M24	7/8	22	3/4	1/2	20	12
52785	M25	1 1/16	24	-	-	-	-
52790	M27	1	25	-	-	-	-
52795	M28	1 1/16	27	-	-	-	-
52800	M29	1 1/8	29	1	3/4	25	20
52805	M30	1 3/16	30	-	-	-	-
52810	M32	1 1/4	32	-	-	-	-
52815	M33	1 5/16	33	-	-	-	-
52820	M35	1 3/8	35	-	1	-	25
52825	M37	1 7/16	37	-	-	-	-
52830	M38	1 1/2	38	1 1/4	-	32	-
52835	M40	1 9/16	40	-	-	-	-
52840	M41	1 5/8	41	-	-	-	-
52845	M43	1 11/16	43	-	-	-	-
52850	M44	1 3/4	44	1 1/2	1 1/4	40	32
52855	M46	1 13/16	46	-	-	-	-
52860	M48	1 7/8	48	-	-	-	-
52865	M51	2	51	-	1 1/2	-	40
52870	M52	2 1/16	52	-	-	-	-
52875	M54	2 1/8	54	-	-	-	-
52880	M57	2 1/4	56	2	-	50	-
52885	M59	2 5/16	59	-	-	-	-
52890	M60	2 3/8	60	-	-	-	-
52895	M64	2 1/2	64	-	2	-	50
52900	M65	2 9/16	65	-	-	-	-
52905	M67	2 5/8	67	-	-	-	-
52910	M70	2 3/4	70	-	-	-	-
52915	M73	2 7/8	73	-	-	-	-
52920	M76	3	76	-	2 1/2	-	64
52925	M79	3 1/8	79	-	-	-	-
52930	M83	3 1/4	83	3	-	75	-
52935	M86	3 3/8	86	-	-	-	-
52940	M89	3 1/2	89	-	-	-	-
52945	M92	3 5/8	92	-	3	-	75
52950	M95	3 3/4	95	3 1/2	-	90	-
52955	M98	3 7/8	98	-	-	-	-
52960	M102	4	102	-	-	-	-
52965	M105	4 1/8	105	-	3 1/2	-	90
52970	M108	4 1/4	108	-	-	-	-
52975	M110	4 3/8	110	-	-	-	-
52980	M114	4 1/2	114	-	4	-	-
52985	M121	4 3/4	121	-	-	-	-
52990	M127	5	127	-	-	-	-
52995	M140	5 1/2	140	-	-	-	-
53000	M152	6	152	-	-	-	-

Note: All weights are under 1 1/2 lbs. (0.68 kg).

Catalog No.	Model No.	For Chuck Size	Fits Saw Nos.	Shank Size
53065	R0	1/4", 3/8" (6, 10 mm)	M14 - M19	1/4" (6 mm) Round
53070	R1	1/2" (12 mm)	M14 - M19	7/16" (11 mm) Hex
53075	R2	1/2" (12 mm)	M20 - M96	7/16" (11 mm) Hex
53080	R3	5/8" (15 mm)	M20 - M96	5/8" (15 mm) Hex
53085	E3986 1/4" Replacement Pilot Drill with Slotted Shank			

Note: All weights are under 1 lb. (0.45 kg).

## Reciprocating Saw Blades

High quality blades for every application. Available in carbon, or bi metal consisting of a high-speed steel cutting edge welded to a flexible alloy steel back for wood or metal cutting. RIDGID blades will fit in all reciprocating saws and are packed in plastic sleeves with five (5) blades or fifty (50) blades.



### Bi-metal

Catalog No.	Model No.	Length		Width		Gauge		TPI	Std. Pack	Recommended Use
		in.	mm	in.	mm	in.	mm			
80520	D-988	3	75	5/16	8	0.035	0.9	18	5	Scroll cuts in wood and cast aluminum, non-ferrous metals.
80500	D-984	4	100	3/4	20	0.035	0.9	14	5	Heavy gauge metals 1/8" thick and above. Barstock and angles.
80480	D-980	4	100	3/4	20	0.035	0.9	18	5	Heavy gauge metals of 18 gauge to 1/8" thick conduit, pipe, channels and tubing.
80485	D-981	4	100	3/4	20	0.035	0.9	24	5	Metal cutting 18 gauge and under. Trim, tubing, and galvanized pipe.
56892	D-993	6	150	3/4	20	0.035	0.9	10	5	Wood, nail-embedded wood, compositions, plastic, cast aluminum and non-ferrous metals.
80505	D-985	6	150	3/4	20	0.035	0.9	14	5	Heavy gauge metals 1/8" thick and above. Barstock and angles.
95872	DP-985	6	150	3/4	20	0.035	0.9	14	50	Heavy gauge metals 1/8" thick and above. Barstock and angles.
80510	D-986	6	150	3/4	20	0.035	0.9	18	5	Heavy gauge metals of 18 gauge to 1/8" thick conduit, pipe, channels and tubing.
95877	DDP-986	6	150	3/4	20	0.035	0.9	18	50	Heavy gauge metals of 18 gauge to 1/8" thick conduit, pipe, channels and tubing.
80515	D-987	6	150	3/4	20	0.035	0.9	24	5	Metal cutting 18 gauge and under. Trim, tubing, and galvanized pipe.
95882	DP-987	6	150	3/4	20	0.035	0.9	24	50	Metal cutting 18 gauge and under. Trim, tubing, and galvanized pipe.
47082	D-989	6	150	3/4	20	0.050	1.3	6	5	General rough-in, all woods, nail-embedded woods.
95887	DP-989	6	150	7/8	22	0.062	1.6	6	3	Demolition blade! All wood, metal, nail embedded wood.
56897	D-994	8	200	3/4	20	0.035	0.9	10	5	All woods, composition, plastic, nail-embedded wood, cast aluminum, light metal.
20321	D-1014	8	200	3/4	20	0.035	0.9	14	5	Heavy gauge metals 1/8" thick and above. Barstock and angles.
95892	DP-1014	8	200	3/4	20	0.035	0.9	14	50	Heavy gauge metals 1/8" thick and above. Barstock and angles.
51022	D-992	9	225	3/4	20	0.050	1.3	6	5	General rough-in, all woods, nail-embedded woods.
47087	D-990	12	300	3/4	20	0.050	1.3	6	5	General rough-in, all woods, nail-embedded woods.
96032	D-979	12	300	7/8	22	0.062	1.6	6	3	Demolition blade! All wood, metal, nail-embedded wood.



### Carbon

Catalog No.	Model No.	Length		Width		Gauge		TPI	Std. Pack	Recommended Use
		in.	mm	in.	mm	in.	mm			
80550	D-999	6	150	3/4	8	0.050	1.3	6	5	Roughing-in work in all woods. Fast cutting, long life.
80545	D-998	6	150	3/4	20	0.032	0.8	10	5	Composition materials, smooth cutting in woods, fiberboard.
80555	D-1003	12	300	7/8	22	0.050	1.3	6	5	Roughing-in work in all woods. Fast cutting, long life.

## Core Drills



Ridge Tool offers two models of large capacity Core Drills. The RB214 is provided with a combination anchor/vacuum base which permits the user a choice of anchoring systems by incorporating the two types of systems in one base. The RB215 is ideal in that its base is designed solely for anchoring by masonry bolts.

### Specifications

- Motor: 2-speed, 20 amp, 115V, 450/1200 rpm (230V upon request)
- Drilling: 1/2" through 14" dia. (spacer required over 10")
- Base: Anchor/Vacuum 13" x 17"
- Mast: 2½" square x 42" high
- Slide Carriage: 5" x 5" x 10" Single-Piece Aluminum 18" Feed Handle
- Control Panel: Heavy-Duty Box, Amp. Meter 2 Switches, 2 Outlets
- Vacuum System: Gast Diaphragm Pump with Gauge & Fittings
- Output Spindle Shaft: Thread Size 1¼" – 7 UNC

### Features

- Control panel with separate switches for drill and vacuum, and amp meter to measure load.
- Heavy-duty plate type slip clutch protects gearing, motor, and bit – no shear pins.
- Two-speed operation matches bit size – 1200 rpm to 4" (100 mm) – 450 rpm to 4" (100 mm) and larger.
- Ceiling jack screw.
- Extra-long feed handle for operator ease.
- Large diameter wheels for easy movement.

Catalog No.	Model No.	Description	Weight	
			lb.	kg
98090	RB-214	Core Drill with Vacuum Motor and Seal 115V	146½	66.5
16372	RB-214	Core Drill with Vacuum Motor and Seal 230V export	146½	66.5
16367	RB-215	Core Drill less Vacuum Motor and Seal 115V	118½	53.8
16377	RB-215	Core Drill less Vacuum Motor and Seal 230V export	118½	53.8

Pressure Tank with Fittings



Water Collector and Pump



### Core Rig Accessories

Catalog No.	Description	Weight	
		lb.	kg
98165	Small Anchor Base (7" x 12")	24½	11.1
98100	Anchor-Vacuum Base (13" x 17")	35	15.9
98095	Anchor-Vacuum Drill Stand	75	34.0
98105	Vacuum Motor (115V) 60 Hz	16	7.3
16392	Vacuum Motor (230V) 50 Hz export	16	7.3
98110	Vacuum Motor With Fittings (115V) 60 Hz	18	8.2
16397	Vacuum Motor With Fittings (230V) 50 Hz	18	8.2
98115	Control Panel (115FV)	3	1.4
16387	Control Panel (230V)	3	1.4
98120	2 Inch Spacer Block (Applications over 10")	6	2.7
98125	20-Amp (115V) 25-60 Hz, 450/1200 RPM Motor	37	16.8
16382	10-Amp (230V) 25-60 Hz, 450/1200 RPM Motor	37	16.8
98130	Spindle Wrench	3	0.9
31360	No. 5 Strapwrench (for Bit Removal)	2	0.9
98140	Water Collector and Pump (115V)	19	8.6
16402	Water Collector and Pump (230V)	19	8.6
98145	Water Collector Ring	16	7.3
98150	Water Pump (115V) 50-60 Hz	3	1.4
16407	Water Pump (230V) 50-60 Hz	3	1.4
98155	Pressure Tank: 8 gallon	11¼	5.1

## Core Drill Bits



Core bits High Speed Premium Red



Bit Extension Rods & Adapters

All RIDGID segmented diamond drill bits are laser welded for superior strength. Three times stronger than conventional brazed bits.

RIDGID core bits are available in 2 styles: Premium Red and High Speed Premium Red.

Premium Red core bits are heavy-duty, multi-purpose bits for drilling in many types of materials including reinforced concrete, cinder block, stone, etc.

High Speed Premium Red core bits are specially designed for high speed drilling. Unique diamond segment design can increase drilling speed as much as 30% over conventional bits.

Premium Red Catalog No.	High Speed Premium Red Catalog No.	Bit Diameter (inches)	Weight	
			lb.	kg
98170	—	½*	1.10	0.5
98175	—	⅝*	1.15	0.5
98180	—	¾*	1.19	0.5
98185	—	⅞*	1.5	0.7
98190	—	1*	2.0	0.9
98195	—	1¼*	2.60	1.2
98200	—	1½*	3.20	1.5
98205	—	1¾	3.55	1.6
98210	51507	2	4.05	1.8
98215	—	2¼	4.25	1.9
98220	51512	2½	5.00	2.3
98225	—	2¾	5.50	2.3
98230	51517	3	6.00	2.7
98235	51522	3½	6.50	2.9
98240	51527	4	8.00	3.6
98245	51532	4½	10.00	4.5
98250	51537	5	11.50	5.2
98255	—	5½	13.25	6.0
98260	51542	6	14.00	6.4
98265	—	6½	15.25	6.9
98270	—	7	16.00	7.3
98275	51547	8	22.00	10.0
98280	—	9	24.25	11.0
98285	51552	10	30.50	13.8
98290	51557	12	41.25	18.7
98295	—	14	60.50	27.4

Note: All Diameters Are Nominal, Core Length is 12"

\* Requires Adapter No. 98715

Item No.	Catalog No.	Fits Bit Size (inches)	Thread	Weight	
				lb.	kg
1	98700	1¼ – up	1¼–7	2¼	1.0
2	98690	1–1½	⅝–11	1¼	0.6
3	98705	1¼ – up	1¼–7	3¼	1.5
4	98695	1–1½	⅝–11	2	0.9
5	98710	1¼ – up	1¼–7	6¼	2.8
6	98715	Adapter 1¼–7 Box to ⅝–11 Pin	1¼–7	1¼	0.6
7	98720	Adapter ⅝–11 Box to 1¼–7 Pin	1¼–7	1¼	0.7

## Tapping Tools



Model RT1000



### Model RT1000

The Model RT1000 Mini Tapping Tool is ideal for branching pressurized water lines. With 1" tapping capacity and the ability to drill into most pipe materials, the lightweight compact and corrosion-resistant design of the RT1000 is the perfect tool for branching pressurized pipe when system shut down is out of the question.

### Features

- Compact and lightweight, the tool is great for tight quarters and awkward locations.
- Sturdy machined construction and corrosion-resistant materials combine to provide dependable lifelong operation.
- Independent cutter feed mechanism gives the operator full control of drilling to optimize cutter performance and service life.
- Taps steel, cast iron, ductile iron and plastic pipe.
- Coupon retaining bits give you the confidence that the coupon will not be dropped in the pipe, preventing medium contamination or possible damage of downstream equipment.

### Specifications

- Tapping Capacity: ¾ - 1".
- Mounting: Saddle, Welded Nipple, Weld-o-let®, Thread-o-let®.
- Activation: Hand Ratchet, Air Ratchet, Right angle Drill.
- Cutter Feed: Rotation of sleeve around an Acme threaded barrel.
- Pressure: Water, 150 psig @ 100°F.
- Steam, Air – 100 psig @ 370°F.

### Standard Equipment

- Model RT1000 Mini Tap Tool.
  - RT1000 Tapping Tool Only.
  - ¾", 1" CTS Corporation Adapter.
  - Small Shaft Extension.
  - Small Saw Arbor.
  - ¼" Pilot Bit.
  - Ratchet Wrench.
  - (2) Spud Wrenches.
  - Tool Box.

*Note: Cutters are not included.*

*Note: The RT1000 uses the same drills and hole saws as the RT3422 and the MLT3401 saddle tapping tool. The RT1000's maximum capacity is 1".*

### Ordering Information

Catalog No.	Model No.	Description	Weight	
			lb.	kg
83567	RT1000	RT1000 Tapping Tool CTS Set	16	7.3
83302	RT1000	RT1000 Tapping Tool Only	6	2.9
83307	–	RT 1000 Tool Box	7	3.0
76022	–	Ratchet Wrench	2	0.4
83317	–	¾" CTS Adapter	0.3	0.2
83322	–	1" CTS Adapter	0.3	0.2
83337	–	¾" NPTM Adapter	0.3	0.2
83347	–	1" NPTM Adapter	0.3	0.2
83327	–	¾" Mueller® 110 Compression Adapter	0.5	0.2
83572	–	1" Mueller 110 Compression Adapter	0.5	0.2

*Note: CTS = Copper Tube Size. NPTM/NPTF = National Pipe Thread Male/Female*

### Cutters

Hole Saws	Model No.	DIA	Type
52760	M16	¾"	Bi-Metal
52780	M24	7/8"	Bi-Metal
76267	–	¾"	Steel Shell
76272	–	7/8"	Steel Shell
76292	–	¾"	CI/DI Bit*
76297	–	7/8"	CI/DI Bit*
76317	–	¾"	Plastic Shell
76322	–	7/8"	Plastic Shell

*\*CI/DI = Cast Iron/Ductile Iron*



## Tapping Tools



Model RT3422

### Accessories

Catalog No.	Description
76017	RT 3422 Tool Box
76022	1 1/4" Ratchet Wrench
<b>Pilots</b>	
76027	Coupon Retaining 1/4" Pilot
76032	Coupon Retaining 3/8" Pilot
<b>Hole Saw Arbors</b>	
76037	Small Hole Saw Arbor 5/8"-1 1/16"
76042	Large Hole Saw Arbor Asm. 1 1/16"-1 3/4"
<b>Shaft Extensions</b>	
76047	Small Shaft Extension 5/8"-1 1/16"
76052	Large Shaft Extension 1 1/16"-1 3/4"
<b>Valve Adapters</b>	
76057	CTS 3/4" Female
76067	CTS 1" Female
76072	CTS 1 1/4" Female
76077	CTS 1 1/2" Female
76082	CTS 2" Female
83997	3/4" Mueller 110
84002	1" Mueller 110
84007	1 1/2" Mueller 110
84012	2" Mueller 110
76132	NPT 3/4" Male
76137	NPT 1" Male
76142	NPT 1 1/4" Male
76147	NPT 1 1/2" Male
76152	NPT 2" Male

NPT Sets available only with steel, male valve adapters.

### Model RT3422

The Model RT3422 is designed for branching pressurized water, steam and natural gas mains. With up to 2" capacity, corrosion-proof design, ability to handle most types of material and lightweight, the Model RT3422 is the tool to meet your tapping needs.

### Features

- Easy to use. At only 21", this lightweight and compact tool is great for tight quarters and awkward locations.
- Heavy-Duty Design. Sturdy machined, corrosion-resistant materials for dependable lifelong benefits.
- Built-in bleed valve. Allows for easy purge of chips.
- Independent cutter feed gives the operator total independent control of the cutter feed rotation for optimal saw life.
- Taps a variety of materials. The RT3422 is capable of tapping into steel, cast iron, ductile iron and plastic pipe.
- Versatility. The RT3422 is capable of tapping mains of:
  - Water up to 500 psig.
  - Steam, air and natural gas up to 150 psig.
- Coupon retaining bits. Exclusive pilot bits give you the confidence that the coupon will not be dropped in the pipe, preventing medium contamination or possible damage of downstream equipment.

### Specifications

- Tapping Capacity: 3/4" - 2"
- Mounting: Saddle, Welded Nipple, Weld-o-let, Thread-o-let.
- Cutter Travel: 14"
- Activation: Hand Ratchet, Air Ratchet, Right angle Drill.
- Cutter Field: Rotation of sleeve around an Acme threaded barrel.
- Pressure: Water, 500 psig @ 100°F Steam, Air and Natural Gas – 150 psig @ 370°F.

### Ordering Information

Catalog No.	Model No.	Description	Weight	
			lb.	kg
75982	RT3422	Tapping Machine Only	18	8.2
75992	RT3422	3/4" - 2" NPT Set (Male)	30	13.6
91192	RT3422	3/4" - 2" CTS Set (Flared)	30	13.6

### Each RT3422 complete set comes with:


The RT3422 sets include RT3422 tapping tool with bleed valve, shaft extensions, heavy-duty hole saw arbors, 1/4" and 3/8" coupon retaining pilot bits, ratchet wrench, (2) spud wrenches, and 5 valve adapters in a steel tool box. Cutters are available separately.

### Cutters

Hole Saws	Model No.	DIA	Type
52760	M16	5/8"	Bi-Metal
52780	M24	7/8"	Bi-Metal
52800	M29	1 1/8"	Bi-Metal
52820	M35	1 3/8"	Bi-Metal
52850	M44	1 3/4"	Bi-Metal
76267	–	5/8"	Steel Shell
76272	–	7/8"	Steel Shell
76277	–	1 1/8"	Steel Shell
76282	–	1 3/8"	Steel Shell
76287	–	1 3/4"	Steel Shell

Hole Saws	Model No.	DIA	Type
76292	–	5/8"	CI/DI Bit
76297	–	7/8"	CI/DI Bit
76302	–	1 1/8"	CI/DI Shell
76307	–	1 3/8"	CI/DI Shell
76312	–	1 3/4"	CI/DI Shell
76317	–	5/8"	Plastic Shell
76322	–	7/8"	Plastic Shell
76327	–	1 1/8"	Plastic Shell
76332	–	1 3/8"	Plastic Shell
76337	–	1 3/4"	Plastic Shell

Note: Cutter diameter is 1/8"-1/4" smaller than the diameter of the hole being cut.



# General Purpose Hand Tools

## General Purpose Hand Tools

- Wide selection of accessory tools & equipment.
- Proven durable designs.



Type	No. of Models	Page
Bench Vises	3	7.2
Anvils	1	7.3
Levels	2	7.3
Hammers	10	7.4
Saws	3	7.5
Saw Blades	11	7.5
Tool Box	1	7.6
Tape Measures	2	7.6
Folding Rulers	4	7.7
Screwdriver	1	7.7
Pliers	9	7.8
Snips	12	7.9
Knockout Sets	2	7.10 – 7.11
Cable Cutter	1	7.11
Cable Trimmer	1	7.12
Bolt Cutters	9	7.12
Shovels	9	7.13
Screw Extractors	15	7.14
Replacement Drill Guides	10	7.15
Twist Drills	9	7.15
Electrical Wire Cutting, Stripping and Crimping	11	7.16 – 7.17
Thermometer	1	7.18

## Bench Vises



Infinitely adjustable swivel base allows vise to lock securely in any position.



Large capacity pipe jaws for secure clamping



Generously sized jaws provide greater clamping surface.

The F-Series vises are constructed of 75,000 psi tensile strength forged steel. These sleek, rugged vises out perform their bulky cast-iron competition.


RIDGID F-Series vises feature a patented parallel jaw alignment system. This exclusive feature gives the F-Series precise clamping action, as well as longer service life.

### F-Series Also Features:

- All-steel, drop-forged construction.
- Rolled double lead Acme screw.
- Steel handle with rubber anti-pinch rings.
- Increased work areas.
- Standard fixed pipe jaws.
- Large, hardened anvil.
- Surface hardened slides for smooth, precise operation.
- Forged steel swivel base with dual draw-down bolts.
- RIDGID Lifetime Warranty.

### Vise Ordering Information

Catalog No.	Model No.	Description	Weight	
			lb.	kg
66987	F-45	4 1/2" Forged Vise	26	11.9
66992	F-50	5" Forged Vise	48	21.6
66997	F-60	6" Forged Vise	63	28.6
69907	—	Swivel Base Assembly for F-45	3	1.4
69912	—	Swivel Base Assembly for F-50 & F-60	6	2.8



### Magnetic Jaw Covers

Magnetic Jaw Covers assist with specialty clamping applications. These high quality covers give you greater flexibility when working with your F-Series Vise.

- AJ/Smooth Aluminum - General use and non-marring surfaces.
- FJ/Fiber Cover - For gripping hardened non-marring surfaces.
- RJ/Soft Rubber - For delicate, irregular work pieces.

### F-Series Vise Accessories

Vise Model	F-45	F-50	F-60	Weight	
				lb.	kg
Aluminum Magnetic Jaw Covers	69847	69852	69857	1.0	.50
Fiber Magnetic Jaw Covers	69862	69867	69872	1.0	.50
Soft-Faced Magnetic Jaw Covers	69877	69882	69887	1.0	.50

## Anvils



### Forged Anvils

The Peddinghaus® anvil has long stood for quality and craftsmanship. Peddinghaus anvils are drop-forged and produced entirely from high grade steel for maximum durability. The top face is ground and induction hardened to provide a lively surface to work on.

Model #12 comes equipped with a pritchel hole to support the use of various tools. Model #12 also features an upsetting block.

Catalog No.	Model No.	Width of Face	Length of Face	Length of Horns	Total Length	Total Height	Base	Weight		Std. Pack
								lb.	kg	
69642	12	5¼	12	8½	28½	12¼	10¾ x 13½	275	125	1
69622	5	3	8	5½	18¾	8	6¾ x 7¾	77	35	1
69632	9	5	10½	7½	25	10½	9¼ x 11	165	75	1

## Levels




No. 395  
Torpedo Level

### Nightshade Torpedo Level

Ideal for general use and work in tight places. Glow in the dark vial frames for dark areas. Three vials for plumb, level and 45° miter. Three (3) strong rare earth magnets. V-grooved edge for pipe and conduit work. Large top-read level vial No. 395.

### Aluminum Level

Top-reading, extruded aluminum level. Milled top for exacting precision. Full length magnetic base No. 724.



No. 724  
24" Aluminum Level

Catalog No.	Model No.	Description	Length		Body		Weight		Std. Pack
			in.	mm	in.	mm	lb.	kg	
20233	395	9" Torpedo Level	9	229	5/8 x 1¼	16 x 32	1/8	0.15	1
87107	724	24" Top-Read Magnetic Aluminum Level	24	610	1 x 2¼	25 x 57	1½	0.6	1

# General Purpose Hand Tools

## Hammers

RIDGID hammers feature high-quality steel heads. Individual sections are tempered steel for strength, hardness and resiliency. Wood handles are select grain burnished hickory. Claw hammers feature impact-resistant fiberglass handles with no-slip cushion grip.

Hand Drilling Hammer



Curved Claw Hammer



Short Handle Sledge Hammer



Ripping Claw Hammer



Ball Pein Hammer



### Hammer Ordering Information

Catalog No.	Model No.	Description	Head Weight		Overall Length		Weight		Hammers & Handles Standard Pack
			oz./lb.	kg/g	lb.	kg	lb.	kg	
52475	116	16 oz. Curved Claw Hammer	16 oz	454 g	13 <sup>1</sup> / <sub>4</sub>	337	1 <sup>1</sup> / <sub>2</sub>	0.7	4
52480	120	20 oz. Curved Claw Hammer	20 oz	567 g	13 <sup>1</sup> / <sub>4</sub>	337	1 <sup>3</sup> / <sub>4</sub>	0.8	4
52485	216	16 oz. Ripping Claw Hammer	16 oz	454 g	13 <sup>1</sup> / <sub>4</sub>	337	1 <sup>1</sup> / <sub>2</sub>	0.7	4
52490	220	20 oz. Ripping Claw Hammer	20 oz	567 g	13 <sup>1</sup> / <sub>4</sub>	337	1 <sup>3</sup> / <sub>4</sub>	0.8	4
52450	012	12 oz. Ball Pein Hammer	12 oz	340 g	13	330	1 <sup>1</sup> / <sub>8</sub>	0.6	6
52455	016	16 oz. Ball Pein Hammer	16 oz	454 g	14	356	1 <sup>1</sup> / <sub>2</sub>	0.7	6
52465	024	24 oz. Ball Pein Hammer	24 oz	680 g	15 <sup>1</sup> / <sub>2</sub>	394	2 <sup>1</sup> / <sub>8</sub>	1.0	6
52470	032	32 oz. Ball Pein Hammer	32 oz	907 g	16	406	2 <sup>3</sup> / <sub>4</sub>	1.3	6
52495	250	2 <sup>1</sup> / <sub>2</sub> lb. Short Handled Sledge	2 <sup>1</sup> / <sub>2</sub> lb	1.1 kg	15 <sup>1</sup> / <sub>2</sub>	394	3 <sup>1</sup> / <sub>4</sub>	1.5	4
52505	303	3 lb. Hand Drilling Hammer	3 lb	1.4 kg	10	254	3 <sup>1</sup> / <sub>2</sub>	1.6	4

## Saws



No. 212 Pro Arc Hack Saw

No. 1205 PVC/ABS Saw

### No. 212 Pro Arc

Designed to offer superior strength and maximum control in a lightweight professional hack saw. The bow frame casting provides both greater strength and improved work piece access. Blade replacement is a snap with the large tensioning knob and the rubberized hand grips fore and aft ensure a controlled and speedy cut. In addition, the 212 Pro Arc provides two positions for mounting the blade (*either 45° or 90° cut angles*) to handle the job.

### No. 1205 PVC/ABS Saw

Designed for cutting plastic pipe, plywood and veneers. Has an aluminum handle and 18" blade with replacements available in either 12" or 18" lengths.

Catalog No.	Model No.	Description	Weight		Std. Pack
			lb.	kg	
20238	212	Pro Arc Aluminum Hack Saw			1
50522	1205	18" PVC/ABS Pipe Saw	7/8	0.4	6
50527	1205-1	12" Replacement Blade	3/8	0.1	1
50532	1205-2	18" Replacement Blade	1/2	0.2	1

Note 18" Blade standard with Model 1205

Standard Alloy Saw Blades



Bi-Metal High-Speed Hack Saw Blades



Choice of Standard, Alloy or Bi-Metal High Speed Blades in 10" or 12" lengths.

### Standard Alloy Hack Saw Blades

These blades are especially designed for general use by plumbers, electricians, maintenance men and home handymen. Teeth have been hardened for extra-long service life.

### Bi-Metal Blades

Bi-Metal Blades have high-speed steel teeth electron-beam-welded to tough, yet flexible die steel backing to produce the best possible performance in a premium quality blade.

### Standard Alloy and Bi Metal High Speed Hack Saw Blades

Catalog No.	Model No.	Description	Blade Size		Teeth Per Inch	Blades Per Pack	Weight		Std. Pack
			in.	mm			lb.	kg	
35900	1024-A	10" Standard Hack Saw Blade	10 x 1/2	250 x 12	24	10	1/2	0.2	1
35910	1218-A	12" Standard Hack Saw Blade	12 x 1/2	300 x 12	18	10	1/2	0.2	1
35915	1224-A	12" Standard Hack Saw Blade	12 x 1/2	300 x 12	24	10	1/2	0.2	1
35920	1232-A	12" Standard Hack Saw Blade	12 x 1/2	300 x 12	32	10	1/2	0.2	1
57577	1218-A	12" Standard Hack Saw Blade	12 x 1/2	300 x 12	18	100	4 1/2	2.0	1
57582	1224-A	12" Standard Hack Saw Blade	12 x 1/2	300 x 12	24	100	4 1/2	2.0	1
93785	1218-BM	12" Bi-Metal Hi-Speed Hack Saw Blade	12 x 1/2	300 x 12	18	10	1/2	0.2	1
93790	1224-BM	12" Bi-Metal Hi-Speed Hack Saw Blade	12 x 1/2	300 x 12	24	10	1/2	0.2	1
56847	1218-BM	12" Bi-Metal Hi-Speed Hack Saw Blade	12 x 1/2	300 x 12	18	100	4 1/2	2.0	1
56852	1224-BM	12" Bi-Metal Hi-Speed Hack Saw Blade	12 x 1/2	300 x 12	24	100	4 1/2	2.0	1
56857	1232-BM	12" Bi-Metal Hi-Speed Hack Saw Blade	12 x 1/2	300 x 12	32	100	4 1/2	2.0	1



## Tool Box



### No. 606 Standard Shape with Tray

Padlock provision on catch. Heavy-duty tray with handle.

Heavy-duty tool boxes for tradesmen's use. Made of 18-gauge, cold-rolled prime steel. Two heavy-duty plated trunk-type catches. Plated top handle. Electrically welded construction. Continuous piano hinge. Durable baked red enamel finish, electrostatically sprayed.

Catalog No.	Model No.	Description	Dimensions – L x W x H		Weight		Std. Pack
			in.	mm	lb.	kg	
33085	606	Standard Shape w/Tray	20 x 8½ x 9½	508 x 216 x 241	19½	8.8	1

## Tape Measures



Locking Steel Tapes

Long Steel Tapes



### Locking Steel Tapes

Blade locks in place, rewinds automatically. Chromium-plated, inside-outside case has button control for tape locking and power rewinding.

Removable belt clip. Tempered steel blade is finished in yellow enamel and coated with Mylar® for lasting protection. Reinforced blade prevents breakage at the tip. Self-adjusting inside-outside end hook. Stud marks every 16".

### Long Steel Tapes

Durable case has vinyl covering over rust-resistant coated steel liner. Nickel-plated fittings. Push pin easily opens fold-in-rewind handle. Easy-to-read white steel tape shows inches in black, feet in red. 16" centers clearly indicated. Folding end hook holds firmly and releases easily.


Replaceable blades available for all models.

### Locking Steel Tapes

Catalog No.	Model No.	Description	Width		Length		Weight		Standard Pack
			in.	mm	ft.	m	oz.	g	
20213	636	16' Tape	¾	19	16	5	10	238	6
20218	671	25' Tape	1	25	25	7.6	17½	492	6
20208	632	100' Tape	1	25	100	30.5	14¾	419	1



## Rulers




No. 1619F  
Fiberglass 6' Inside  
Flat Reading Rule



No. 1620  
Fiberglass 6' Extension Rule  
with 6" Extension Slide.



No. 1602  
2m, 78 3/4" Rule. Inside Flat  
Reading Scale in millimeters.  
Outside Scale in inches.



No. 1619  
Fiberglass 6' Outside  
Flat Reading Rule

### Fiberglass Folding Rules

Precision made of flexible heavy-duty fiberglass with embedded, easy-to-read boldface figures and graduations with red 16" stud marks and positive locking joints. No. 1602 is graduated on one side in millimeters with red markings every 10 cm. Reverse side reads in inches.

#### Fiberglass Folding Rules

Catalog No.	Model No.	Description	Width		Length		Weight		Std. Pack
			in.	mm	ft.	m	oz.	g	
73365	1619	6' Outside Reading	5/8	16	6	1.8	7	198	6
73370	1619F	6' Inside Flat Reading	5/8	16	6	1.8	7	198	6
73360	1620	6' Extension Rule	5/8	16	6	1.8	7	198	6
81280	1602	2m Metric Rule	5/8	16	6' 6 3/4"	2	7	198	6

## Multi-Purpose 6-in 1 Screwdriver



6-in-1 Screwdriver

- Includes:
  - #1 and #2 Phillips® tip.
  - 3/16" and 1/4" flat tip.
  - 5/16" and 1/4" nut drivers in the shaft.
- Contoured cushioned grip for increased grip and torque.
- Ball/spring retention shaft with positive snap-fit locking handle.
- Full RIDGID Lifetime Warranty.

Catalog No.	Model No.	Description	Length		Weight		Standard Pack
			in.	mm	lb.	kg	
16573	1974	6-in-1 Screwdriver	8"	203	1/4	.11	12

# General Purpose Hand Tools

## Pliers

### Pliers

- Professional quality tools, precision crafted for ultimate balance, high strength and exacting performance.
- Forged and heat-treated for extended life and durability.
- Slip Joint and Tongue and Groove pliers feature a flush rivet design which provides a stronger tool and allows access to tighter areas.
- Cushioned grips are designed for comfort only. They are NOT intended as insulation against electric shock.



Tongue and Groove Pliers



Slip-Joint Pliers



Wide-Jaw Pliers



Linesman Pliers



Long-Nose Pliers

Catalog No.	Model No.	Description	Length		Weight		Standard Pack
			in.	mm	lb.	kg	
16493	763	Linesman Pliers	9"	228	¾	.27	1
16458	767	Slip-Joint Pliers	8"	203	½	.23	1
16483	761	Wide-Jaw Pliers	7"	177	½	.23	1
16488	766	Long-Nose Pliers	8"	203	½	.23	1
62347	707	Tongue-and-Groove Pliers	7½"	190	¾	.34	1
62352	709	Tongue-and-Groove Pliers, 1 ⅜ Capacity	9½"	241	1	.45	1
16468	710	Wide-Mouth Tongue-and-Groove Pliers, 2¼ Capacity	10½"	266	1	.45	1
16473	713	Tongue-and-Groove Pliers, 2¼ Capacity	13"	330	1½	.88	1
62362	716	Tongue-and-Groove Pliers, 4¼ Capacity	16"	406	2¾	1.24	1

## Snips



No. 780, 781  
and 782 Straight Snips



No. 783, 784  
and 785 Duckbill Snips (Circular)




No. 789  
Light Metal Cutting Shear



No. 786  
Aviation Snips (cuts right)




No. 787  
Aviation Snips (cuts left)



No. 788  
Aviation Snips (cuts straight)



No. 796  
Offset Snips (cuts right)



No. 797  
Offset Snips (cuts left)

**All RIDGID Snips feature forged, heat-treated blades for increased quality and performance.**

### Metal Cutting Snips

Excellent for cutting sheet metal, screening, wire, leather, cloth, gasket material, rubber, linoleum, roofing material, plastics, etc. Handles designed for right- or left-hand use.

### Light Metal Cutting Shear

Cuts wire, sheet metal, rope, yarn, etc. Vinyl-coated handles. Manufactured from high-carbon, hot drop-forged tool steel.

### Aviation Snips and Offset Snips

Ideal for cutting 18-gauge or lighter cold-rolled sheet steel. Compound action results in maximum jaw power with minimum effort. Aviation snips threaded jaw bolt allows the blades to be realigned after prolonged use.

Catalog No.	Model No.	Description	Length		Cut		Weight		Standard Pack
			in.	mm	in.	mm	lb.	kg	
54085	780	Straight Snip	7	177	2	51	¾	0.34	6
54090	781	Straight Snip	10	254	2½	64	1	0.5	6
54095	782	Straight Snip	12½	318	3	76	1¼	0.8	6
54100	783	Duckbill Snip	7	178	1¾	44	¾	0.3	6
54105	784	Duckbill Snip	10	254	2½	64	1	0.5	6
54110	785	Duckbill Snip	12½	318	3	76	1¼	0.8	6
54115	786	Snip - Cuts Right	10½	267	1¾	35	1	0.5	6
54120	787	Snip - Cuts Left	10½	267	1¾	35	1	0.5	6
54125	788	Snip - Cuts Straight	10½	267	1½	38	1	0.5	6
54130	789	Light Metal Shear	6½	165	1¼	32	¼	0.1	6
16202	796	Offset Snip - Cuts Right	10½	267	1½	38	1	0.5	6
16207	797	Offset Snip - Cuts Left	10½	267	1½	38	1	0.5	6

## Knockout Sets



R739BB



HKO-186

RIDGID's unique 3-point design makes punching fast and simple. Blanks fall out easily without prying. Choose from ball bearing manual sets to 2" or hydraulic sets to 4" with foot or hand pumps. RIDGID punches and dies are available individually or in sets, and are interchangeable with most knockout systems.

### Manual Kits

Hardened alloy steel drive screws equipped with H-D ball bearings provide ease of operation and long life. Double end ratchet wrench included in Model R739BB provides speed and convenience.

- Precision-ground 3-point punch/die sets.
  - Capacity to 2" in 10-gauge mild steel.
- H-D ball bearing drive screws.
- Sets include durable ABS storage case.
- 3 kits available, including deluxe ratchet drive.

### Hydraulic Kits

Combines ease of hydraulic operation and precision-ground knockouts to provide clean, quick holes. Available with foot or hand pumps.

- Precision-ground 3-point punch/die sets.
  - Capacity to 4" in 10-gauge mild or 16-gauge stainless steel.
- Powerful 11-ton hydraulic ram.
- Pumps equipped with internal safety relief valve.
- Ram and pump equipped with quick disconnect couplers.

Catalog No.	Model No.	Description	Weight	
			lb.	kg
31787	R735BB	½"-1¼" Ball Bearing Kit w/Case	6¼	2.8
31792	R737BB	1½"-2" Ball Bearing Kit w/Case	7½	3.3
31797	R739BB	½"-2" Ball Bearing Kit w/Ratchet Wrench & Case	11	5.0
23477	HKO-186	½"-2" Hydraulic Kit w/Hand Pump (Includes 2 Draw Bolts, Draw Bar, Spacers, 3' Hose)	31¾	14.3
24587	HKO-1810	½"-4" Hydraulic Kit w/Hand Pump (Above w/KOPD 254 Kit)	61¼	27.7

### Manual Knockout Accessories

31802	–	¾" Ball Bearing Bolt	1	0.4
31807	–	¾" Ball Bearing Bolt	1¾	0.7
31817	–	¾" x 1" Ratchet Wrench	1½	0.7

### Hydraulic Knockout Accessories

24542	H-18	Hand Pump with Elbow	10	4.5
24547	HF-18	Foot Pump with Elbow	16	7.3
24537	8R111S	Ram (Same Ram - All Sets)	6¼	2.8
24582	–	Spacer Group (Inc. Long, Med., Short Spacer)	1¼	0.5
17602	–	¾" Draw Bolt (F/Hyd Sets ½" P/D)	½	0.2
17597	–	¾" Draw Bolt (F/Hyd Sets ¾"-4" P/D)	2¼	1.0
21847	–	3' Hyd Hose (Hand Pump)	3	1.4
21857	–	10' Hyd Hose (Foot Pump)	7	3.2

## Knockout Sets



**No. KOPD-52, 1/2"-2" Punch and Die Set with Case**

- Precision-ground 3-point punches.
- Tool steel tough dies.
- Sturdy case.



**No. KOPD-254, 2 1/2"-4" Punch and Die Set with Case**

- Precision-ground 3-point punches.
- Tool steel tough dies.
- Sturdy case.

Catalog No.	Description
23487	No. KOPD-52 Set with 1/2", 3/4", 1", 1 1/4", 1 1/2", 2" Punches and Dies and Case

Catalog No.	Description
23492	No. KOPD-254 Set with 2 1/2", 3", 3 1/2", 4" Punches and Dies and Case

Conduit Size No.	Actual Hole Size		Punch Cat. No.	Punch Weight		Die Catalog No.	Die Weight		Hydraulic Kit Draw Bolt No.	Manual Kit Draw Bolt No.
	in.	mm		lb.	kg		lb.	kg		
1/2	7/8	22.5	17497	1/2	0.2	17547	1	0.5	17602	31802
3/4	1 1/8	28.3	17502	1/2	0.2	17552	3/4	0.3	17597	31807
1	1 3/8	34.6	17507	3/4	0.3	17557	1	0.5	17597	31807
1 1/4	1 11/16	43.3	17512	1 1/4	0.6	17562	1 1/2	0.7	17597	31807
1 1/2	1 13/16	49.7	17517	2 1/4	1.0	17567	2	0.9	17597	31807
2	2 1/16	61.8	17522	4	1.8	17572	3 1/4	1.5	17597	31807
2 1/2	2 5/16	74.4	17527	3 1/4	1.5	17577	3 1/4	1.5	17597	-
3	3 3/16	90.6	17532	5	2.3	17582	5 1/4	2.4	17597	-
3 1/2	4 1/16	103.2	17537	3 1/4	1.5	17587	3	1.4	17597	-
4	4 9/16	116.0	17542	5	2.3	17592	4 1/4	1.9	17597	-

## Cable Cutter



**No. 1380 Cable Cutter**

No. 1380 Cable Cutter is designed to shear-cut insulated aluminum and copper cable through 1 3/8" diameter, and 750 MCM\*. Drop-forged, heat-treated, alloy steel jaws shear cable with minimum distortion of internal wires. Fitted with fiberglass-insulated handles and rubber grips.

*\*Not intended for cutting steel or ACSR cable.*

Catalog No.	Model No.	Description	Capacity	Weight		Std. Pack
				lb.	kg	
83350	1380	Cable Cutter	Aluminum and Copper Cable through 1 3/8" Diameter and 750 MCM.	4 1/2	2.0	1

## Bolt Cutter



- Hardened alloy steel jaws are designed and manufactured to assure the longest possible blade life.
- One-step internal cam mechanism provides the quickest and simplest way to keep the cutting blades precisely aligned.
- Handles and grips designed to allow greater mechanical advantage for crisp, controlled cutting.

### Replacement Heads

Catalog No.	Description	Weight	
		lb.	kg
18363	S14 Head Assembly	7/8	1.0
18368	S18 Head Assembly	1 1/4	1.5
18373	S24 Head Assembly	2 1/4	2.7
18378	S30 Head Assembly	8 7/8	4.0
18383	S36 Head Assembly	13 1/2	6.1
18388	S42 Head Assembly	18 1/4	8.3

### Ordering Information

Catalog No.	Model No.	Bolt Cutter Description	Capacity/Metals						Length Overall		Weight	
			Soft (15RC) <sup>1</sup>		Medium (31RC) <sup>2</sup>		Hard (42RC) <sup>3</sup>		in.	mm	lb.	kg
			in.	mm	in.	mm	in.	mm				
14213	S14	Center Cut	5/16	7.9	1/4	6.4	3/16	4.8	15	379	1 1/4	1.0
14218	S18	Center Cut	3/8	9.5	5/16	7.9	1/4	6.4	19	485	3 3/8	1.5
14223	S24	Center Cut	7/16	11.0	3/8	9.5	5/16	7.9	26	652	5 7/8	2.7
14228	S30	Center Cut	1/2	12.7	7/16	11.0	3/8	9.5	31	800	8 7/8	4.0
14233	S36	Center Cut	9/16	14.3	1/2	12.7	7/16	11.0	38	958	13 1/2	6.1
14238	S42	Center Cut	11/16	17.5	9/16	14.3	1/2	12.7	44	1,115	18 1/4	8.3

<sup>1</sup>Soft steel and nonferrous metals, bolts, screws, rivets, wire.

<sup>2</sup>Iron and steel.

<sup>3</sup>Stainless steel, spring wire, heat-treated rod, reinforcing rod.

## Cable Trimmer



No. 87 ACSR Cable Trimmer

No. 87 ACSR Cable Trimmer Kit



Catalog No.	Model No.	Description	Weight	
			lb.	kg
54135	87	ACSR Cable Trimmer, includes Bushing Holder, Cutter, and Carrying Case	9 1/2	4.3
54270	E-4695	Cutter Wheel	1	.02

RIDGID No. 87 ACSR Cable Trimmer for fast, accurate cable splice preparation.

- Trims 85 sizes of ACSR cable from 8 AWG to 1,780,000 circular mils (C.M.).
- Bushings for 9 popular cable sizes from 1/0 AWG through 1,780,000 C.M. available from stock.
- The operation of the tool is similar to that of a conventional tubing cutter.
- The bushing holder, cutter and handy carrying case are sold as one unit.
- Case contains storage sockets for 11 bushings. Twelfth bushing is stored in holder.

Catalog No.	Bushing No.	A.W.G. or C. M.	No. of Strands
54440	E-5761	2/0	6/1
54445	E-5762	3/0	6/1
54450	E-5763	4/0	6/1
54465	E-5766	266,800	26/7
54480	E-5769	336,400	26/7
54500	E-5773	397,500	26/7
54520	E-5777	477,000	26/7
54540	E-5781	556,500	26/7
54575	E-5788	636,000	54/7 24/7

## Shovels



Shovel blades and shanks are one-piece, rust-proofed, 14-gauge steel, taper-formed and then heat treated. Round blades have a slip-resistant, turned step. Burnished, lacquered ash handles are double-riveted to blade socket. 170 and 171 designs are offered with fiberglass handles for greater strength and longer life.

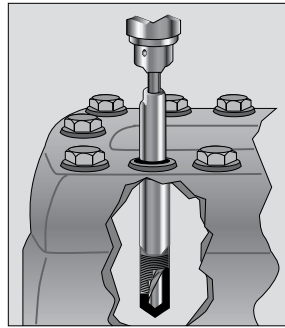
Catalog No.	Model No.	Description	Handle Length		Blade Size		Weight		Standard Pack	Replacement Handle (6 per pack)	
			in.	mm	in.	mm	lb.	kg		Catalog No.	Model No.
52300	170	Long Handle, Round Point	47	1194	8 <sup>5</sup> / <sub>8</sub> x 11 <sup>1</sup> / <sub>2</sub>	219 x 292	3 <sup>4</sup> / <sub>5</sub>	1.7	6	52345	191
50482	170FG	Fiberglass Round Point	48	1200	8 <sup>5</sup> / <sub>8</sub> x 11 <sup>1</sup> / <sub>2</sub>	219 x 292	4.7	2.1	6	—	—
52305	171	Long Handle, Square Point	47	1194	9 <sup>3</sup> / <sub>4</sub> x 12	248 x 305	4 <sup>1</sup> / <sub>2</sub>	2.0	6	52345	191
50487	171FG	Fiberglass Square Point	48	1200	9 <sup>3</sup> / <sub>4</sub> x 12	248 x 305	5	2.3	6	—	—
52310	172	D Handle, Round Point	27	686	8 <sup>5</sup> / <sub>8</sub> x 11 <sup>1</sup> / <sub>2</sub>	219 x 292	4	1.8	6	—	—
52315	173	D Handle, Square Point	27	686	9 <sup>3</sup> / <sub>4</sub> x 12	248 x 305	4 <sup>1</sup> / <sub>2</sub>	2.0	6	—	—
52320	174	D Handle, Drain Spade	27	686	5 <sup>1</sup> / <sub>2</sub> x 16	140 x 356	3 <sup>4</sup> / <sub>5</sub>	1.7	6	—	—
88680	176	D Handle, Steel Scoop	27	686	9 <sup>3</sup> / <sub>4</sub> x 16	248 x 406	5 <sup>1</sup> / <sub>2</sub>	2.5	6	—	—
50492	177	Trench Shovel	47	1194	5 <sup>1</sup> / <sub>2</sub> x 12	140 x 305	3.1	1.4	6	52345	191

# General Purpose Hand Tools

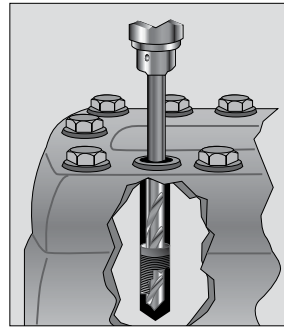
## Screw Extractors



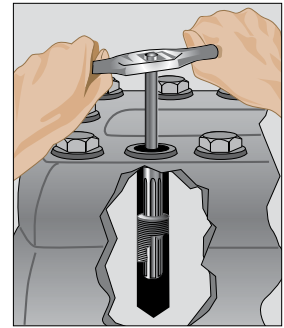
Screw Extractors  
(With Sliding Turnnut)



**FIRST** – Drill a small hole clear through the broken end using a snug fitting RIDGID Drill Guide for precision centering. This centering hole is for the larger drill to follow.



**SECOND** – Remove Drill Guide. Drill out the small center hole to larger diameter for receiving the “longrip” Extractor.



**THIRD** – Drive the “longrip” Extractor into the thin hollow shell and turn it out.



Screw Extractors  
(In Sets)

Catalog No.	Model No.	Screw Diameter		Use Drill		Flute Diameter		Length Overall		Maximum Depth		Weight		Std. Pack
		in.	mm	in.	mm	in.	mm	in.	mm	in.	mm	oz.	g	
35535	1	1/4	6	1/8	3	0.139	3.5	2 5/16	59	1	25	1/2	14	6
35540	2	5/16	8	3/16	5	0.205	5.2	2 3/4	70	1	25	1	28	6
35545	3	3/8	9.5	1/4	6	0.272	6.9	3 1/16	78	1	25	1 1/4	35	6
35550	4	7/16	11	5/16	8	0.338	8.6	3 5/16	84	1	25	1 3/4	50	6
35555	5	1/2-9/16	13-14 (No Turnnut)	11/32	9	0.374	9.5	3 3/4	95	1	25	2 1/4	64	6
35560	6	5/8	16	7/16	11	0.471	12.0	4 1/8	105	2	51	3	85	6
35565	7	3/4	19	1/2	13	0.538	13.7	4 1/2	114	2	51	4	113	6
35570	8	7/8-1	22-25	5/8	16	0.665	16.9	4 3/4	121	3	76	6 1/2	184	6

Catalog No.	Model No.	Description	Weight		Std. Pack
			oz.	g	
35575	3	Includes Nos. 3,4 and 5	8	227	1
35580	5	Includes Nos. 1,2,3,4 and 5	8	227	1
35690	5	Holder Only	1	28	1



### No. 10 Screw Extractor Set

No. 10 set contains 20 precision tools – one each of Extractor Nos. 1 to 5 inclusive with turnnuts, drill Nos. 1 to 5 inclusive, and drill guides Nos. 921 to 1821 inclusive. Pre-formed plastic box provides convenient storage.

Catalog No.	Model No.	Description	Capacity		Weight		Std. Pack
			in.	mm	lb.	kg	
35585	10	Screw Extractor Set	1/4-1/2	6-13	1 1/4	0.6	1
35695	10	Box Only	1/4-1/2	6-13	1 1/4	0.6	1




### No. 25 Screw and Pipe Extractor Set

No. 25 set contains one each of screw extractors Nos. 1 to 8 inclusive (Nos. 1 to 5 Extractors with turnnuts); Drill Nos. 1 to 8 inclusive, and one No. 36; and complete set of drill guides and bushings. Maximum depth extractor range 1" to 3". Pipe extractors Nos. 80 to 85 also included. These precision tools are packed in a fitted compartment box.

Catalog No.	Model No.	Description	Capacity			Weight		Std. Pack
			Type	in.	mm	lb.	kg	
35590	25	Screw and Pipe Extractor Set	Screw	1/4-1	6-25	9 1/4	4.2	1
35700	25	Box Only	Pipe	1/8-1	3-25	1	.5	1



## Replacement Drill Guides / Twist Drills



Replacement Drill Guides  
(One-Piece Type)



High-Speed Twist Drills


Catalog No.	Model No.	Diameter O.D.		Overall Length		Use Drill		Weight		Std. Pack
		in.	mm	in.	mm	in.	mm	oz.	g	
35765	921	9/32	7.1	1 3/16	30	1/8	3	1/4	7	1
35770	1021	5/16	7.9	1 3/16	30	1/8	3	1/2	14	1
35775	1121	11/32	8.7	1 3/16	30	1/8	3	1/2	14	1
35780	1221	3/8	9.5	1 3/16	30	1/8	3	1/2	14	1
35785	1321	13/32	10.0	1 3/16	30	3/16	5	1/2	14	1
35790	1421	7/16	11.1	1 3/16	30	3/16	5	3/4	21	1
35795	1521	15/32	11.9	1 3/16	30	3/16	5	3/4	21	1
35800	1621	1/2	12.7	1 3/16	30	3/16	5	1	28	1
35805	1721	11/32	13.5	1 3/16	30	1/4	6	1	28	1
35810	1821	9/16	14.3	1 3/16	30	1/4	6	1	28	1

Catalog No.	Model No.	Diameter		Length Overall		Weight		Std. Pack
		in.	mm	in.	mm	oz.	g	
35720	1	1/8	3	2 1/2	63	1/4	7	1
35725	2	3/16	5	3	73	1/2	14	1
35730	3	1/4	6	3 1/2	89	3/4	21	1
35735	4	5/16	8	4	102	1 1/4	35	1
35740	5	11/32	9	4 1/2	114	1 1/2	43	1
35745	6	7/16	11	4 3/4	121	2 1/2	71	1
35750	7	1/2	13	5	127	3 1/2	99	1
35755	8	5/8	16	5 1/2	139	5 1/2	156	1
35760	36	1/4	6	6	152	1 1/2	43	1

# General Purpose Hand Tools

## Electrical Tools NEW

- Complete Lineup Of Heavy-Duty Cutting, Stripping, & Crimping Tools For Electrical and Other Applications.
- Innovative RIDG-BACK™ Technology Reduces Cutting Force Up To 50%.
- All Tools Come With Deluxe Cushion Grips That Include Clear Application Markings.
- All Tools Include A Black Oxide Finish To Resist Rust and Corrosion.



NEW



Model 83E:  
10-18/12-20 AWG

Model 84E:  
20-30/22-32 AWG

### The RIDG-BACK™ Advantage!

A Staggered Design Means The Blade, Not You, Provides More Cutting Force – Required Hand Force Is Reduced Up To 50%.

### Premium Features

- Return spring action speeds up work.
- Positive lock to protect cutting and stripping edges when stored.
- Steel wire shear and bolt cutting stations for extra versatility.
- Holes included for quick wire looping.
- Serrated pliers nose for working small nuts and pulling wire.



Model 90E:  
Romex



Model 96E:  
Dual Romex



Model 81E:  
5/8" Capacity



Model 85E:  
Cu/Coax Front Crimp



Model 86E:  
Cu/Coax Rear Crimp



Model 80E:  
Coax Cable Tool



Model 88E: 3-PC Mini Tools for Tight Spaces

# General Purpose Hand Tools

Catalog No.	Model No.	Description/Materials Used For:	Cutting Blade/Stations					Additional Features					Weight		Std. Pack
			Main Cutting Blade		Accessory Cutting Stations			Return Spring	Protective Lock	Wire Looping Holes	Nose Pliers	lb.	kg		
			RIDG-BACK Blade	Curved or Notch Blade	Steel Wire Shear	Nose Anvil Cutter	Bolt Cutting Stations								
21393	83E	Cutter/Stripper: 10-18 AWG Solid, 12-20 AWG Stranded Copper	✓		✓		6-32, 8-32	✓	✓	✓	✓	½	0.2	6	
21398	84E	Cutter/Stripper: 20-30 AWG Solid, 22-32 AWG Stranded Copper	✓		✓		6-32, 8-32	✓	✓	✓	✓	½	0.2	6	
21433	90E	Cutter/Stripper: 10-2 Romex NM-B, 10 AWG Solid Copper	✓		✓		6-32, 8-32	✓	✓	✓	✓	½	0.2	6	
21438	96E	Cutter/Stripper: 12-2/14-2 Dual Romex NM-B, 12-14 AWG Solid Copper	✓		✓		6-32, 8-32	✓	✓	✓	✓	½	0.2	6	
21423	81E	4-In-1 Multi-Purpose Cutter: 5/8" Capacity, Electrical Copper Wire and Cable And Multi-Conductor Wire		Curved For Copper	✓	✓	6-32, 8-32	✓	✓	✓		½	0.2	6	
21428	89E	Fiber Optic Stripper: 900 µm / 250µm Buffer Coating, 3.0mm Fiber Jacket						✓	✓			½	0.2	6	
<b>Cutting / Stripping / Crimping Combo Tools:</b>															
21408	85E	10-22 AWG Copper, Coax w/Up-Front Crimping	✓		✓	✓	4-40, 6-32, 8-32, 10-32, 10-24			✓		½	0.2	6	
21403	86E	10-22 AWG Copper, Coax w/Rear-Pivot Crimping	✓		✓		4-40, 5-40, 6-32, 8-32, 10-32, 10-24	✓	✓	✓	✓	½	0.2	6	
21418	80E	Coax Cable Tool For RG-6, RG-6 Quad, RG-59		Notched Blade								½	0.2	6	
21413	88E	3-Pc. Mini Cutter, Stripper, Crimper For Tight Spaces: 8-18 AWG Solid, 10-22 AWG Stranded Copper	✓									½	0.2	6	



Model 89E:  
Fiber Optic Stripper

## Fiber Optic Stripper

- Strips 900µm and 250µm buffer coating from 125µm optical fiber.
- Precision stripping station to remove 3.0mm fiber jacket.
- Return spring to speed work.
- Lock protects blade when stored.

Catalog No.	Model No.	Description	Weight		Std. Pack
			lb.	kg	
21428	89E	Fiber Optic Stripper: 900µm/250µm Buffer coating, 3.0mm fiber jacket	½	0.2	6

## Other RIDGID Electrical Contractor Tools:



1224 Threading Machine –  
Page 4.28



Hole Saws – Page 6.4



Pliers – Page 7.8



Thinwall Conduit Benders –  
Page 8.4

## Thermometer

**NEW**



### MicroRay IR-100 Non-Contact Infrared Thermometer

- Great energy audit and troubleshooting tool for a variety of applications:
  - Plant and building maintenance.
  - HVAC and refrigeration.
  - Electrical.
  - Plumbing.
  - Automotive.
- Simple, “1-Click” temperature measurement capability with Ultra-Sharp Class II laser sighting.
- The MicroRay IR-100 offers several RIDGID advantages:
  - 15 to 1 distance to spot ratio.
  - “Smart” temperature readings: accurately measure temperature of different surfaces (e.g. copper, aluminum, iron, plastic, etc.) regardless of their emissivity properties
    - no need to apply tape or paint to object to ensure proper measurement.
  - “Smart” settings: High and low alarms; maximum, minimum and differential temperature readings.
- Other key specifications:
  - Temperature Range: -30° to +500° C, -22° to 932° F.
  - Large Backlight LCD display.
  - Tripod mounting capability.
  - Operates on 9V battery (included).

Catalog No.	Model No.	Description	Weight		Std. Pack
			lb.	kg	
23578	IR-100	Non-Contact Infrared Thermometer	½	0.2	1



*Diagnose temperature of wearing parts for preventive plant maintenance.*



*Measure efficiency of heat dissipation to reveal and locate thermal losses in the flow system.*



*Check fuse or circuit breaker overheating, which could be caused by overloaded circuits.*

## Bending & Forming

- Wide selection for specific bending and forming needs.
- Quality you can trust.



Type	No. of Sizes	Capacity		Page
		in.	mm	
<b>Lever Benders</b>				
Plumbing	8	5/8 – 3/4	10 – 18	8.2
Instrument	9	3/16 – 1/2	6 – 12	8.2
Tri-Bender	1	1/4 – 3/8	–	8.3
Heavy-Duty	2	3/8 – 1/2	–	8.3
<b>Ratchet Benders</b>				
	3	5/8 – 7/8	16 – 22	8.3
<b>Spring-Type Benders</b>				
	10	1/4 – 7/8	6 – 22	8.4
<b>Conduit Benders</b>				
Heavy-Wall	3	1/2 – 1 1/4	12 – 25.32	8.4
Thin-Wall	3	1/2 – 1	–	8.4
<b>Tube Expanders</b>				
	15	3/8 – 1 3/4	–	8.5
<b>Swaging Tools</b>				
	5	1/4 – 5/8	6 – 16	8.5
<b>Conduit Sizing Tool</b>				
	5	1/8 – 5/8	6 – 16	8.5
<b>Flaring Tools</b>				
Ratchet Type	6	1/8 – 1	4 – 16	8.6
Standard	12	3/16 – 5/8	6 – 16	8.6
Hammer-Type	8	3/8 – 2	9 – 50	8.6
<b>Ratchet Tube Wrenches</b>				
	13	5/16 – 1	–	8.7

## Lever Benders



Catalog No.	Model No.	Description	Capacity		Weight	
			Tube Size (actual O.D.)	Bend Radius	lb.	kg
36962*	310	Lever Bender	5/8"	2 1/4"	6 1/2	2.86
36972	312	Lever Bender	3/4"	2 1/8"	7	3.13
36942	310M	Lever Bender	10 mm	42 mm	4	1.81
36947	312M	Lever Bender	12 mm	42 mm	4	1.81
36952	314M	Lever Bender	14 mm	56 mm	6 1/2	2.86
36957	315M	Lever Bender	15 mm	56 mm	6 1/2	2.86
36962*	316M	Lever Bender	16 mm	56 mm	6 1/2	2.86
36967	318M	Lever Bender	18 mm	72 mm	7	3.13

\*This product is dual-purpose, being both inch and metric.

### 300 Series Benders

- Designed to bend copper tubing to a maximum of 180°.
- Offset cushion grip handles and a 90° start angle, together with a specially engineered plastic shoe, combine to ease bending effort.
- 300 series lever benders form smooth bends in types K & L soft (annealed) copper tubing.



Catalog No.	Model No.	Description	Capacity		Weight	
			Tube Size (actual O.D.)	Bend Radius	lb.	kg
36117	403	Lever Bender	3/16"	5/8"	1 1/2	0.68
36122	404	Lever Bender	1/4"	5/8"	1 1/2	0.68
36092*	405	Lever Bender	5/16"	5/16"	2 3/4	1.18
36097	406	Lever Bender	3/8"	5/16"	2 3/4	1.18
36132	408	Lever Bender	1/2"	1 1/2"	5 1/2	2.45
36112	406M	Lever Bender	6 mm	16 mm	1 1/2	0.68
36092*	408M	Lever Bender	8 mm	24 mm	2 3/4	1.18
36102	410M	Lever Bender	10 mm	24 mm	2 3/4	1.18
36127	412M	Lever Bender	12 mm	38 mm	5 1/2	2.45

\*This product is dual-purpose, being both inch and metric.

### 400 Series Instrument Benders

- Combine accuracy with easy operation.
- Offset cushion grip handles eliminate knuckle cracking when forming 180° bends. A 90° start angle and unique oil-absorbing shoe minimize bending effort while forming accurate bends in copper, steel and stainless steel tubing.



Catalog No.	Model No.	Capacity	Weight	
			lb.	kg
44852	456	¼", ⅝", ¾"	14	0.4

## 456 Tri-Bender

- Designed to easily bend three different sizes of soft tubing: ¼", ⅝" and ¾" with the same tool. Ideal for plumbing and HVAC applications.
- A 90° start angle minimizes effort required to form a bend. Handy reference marks indicate the angle for quick bends through 90°.



Catalog No.	Model No.	Description	Capacity	Bend Radius	Weight	
					lbs.	kg
51912	506	Lever Bender	⅜"	1 <sup>5</sup> / <sub>16</sub> "	3½	1.45
51917	508	Lever Bender	½"	1½"	6½	2.95

## 500 Series Heavy-Duty Instrument Benders

- Specially designed for bending stainless steel, titanium and other types of hard tubing.
- A unique two-stage handle design and rollers in the bending handle combine to produce high quality bends with significantly less effort than with conventional benders.

# Ratchet Benders



Catalog No.	Model No.	Radius to Center of Tube		Tube O.D.		Weight		Std. Pack
		in.	mm	in.	mm	lbs.	kg	
35170	358	3	76	⅝"	16	7½	3.25	1
35175	368	3¾	95	¾"	19	13½	6.25	1
35180	378	3¾	95	⅞"	22	13½	6.25	1

## Geared Ratchet Tube Benders

- High geared mechanical ratios, bend heavy-wall steel tube (up to ⅛" wall thickness), stainless steel tube (up to ⅜" wall thickness) and hard copper water tube (types K and L).
- Benders produce uniform bends up to 180°, with no need to anneal tubing or use special temper grade tubing.
- Reduce bending effort to a minimum.

## Spring-Type Benders



### Spring-Type Tube Benders

- Fast, free-form bending of soft copper and aluminum tube.

Catalog No.	Model No.	Description	Length		Tube O.D.		Weight/Pk.		Std. Pack
			in.	mm	in.	mm	lbs.	kg	
35245	D-1375	Pack of 6 Spring-Type Benders	10"	250	¼"	6	¾	0.2	1
35250	D-1376	Pack of 6 Spring-Type Benders	10"	250	⅝"	8	1	0.5	1
35255	D-1377	Pack of 6 Spring-Type Benders	10"	250	¾"	9	1	0.5	1
35260	D-1378	Pack of 6 Spring-Type Benders	12"	300	⅞"	11	1½	0.8	1
35265	D-1379	Pack of 6 Spring-Type Benders	12"	300	½"	12	2½	1.2	1
35270	D-1380	Pack of 6 Spring-Type Benders	12"	300	⅝"	16	3¼	1.5	1
35275	D-1381	Pack of 6 Spring-Type Benders	12"	300	¾"	19	3¾	1.7	1
35280	D-1382	Pack of 6 Spring-Type Benders	12"	300	⅞"	22	4½	1.9	1
<b>Spring-Type Bender Sets</b>									
35285	E-5732	Set of 6, ¼"-5/8" (6 mm - 16 mm)					1¼	0.8	1
35290	E5734	Set of 8, ¼"-7/8" (6 mm - 22 mm)					3	1.4	1

## Conduit Benders



### Heavy-Wall Conduit Benders

- Designed for the larger sizes of heavy-wall conduit. This bender has hardened teeth for slip-resistant grip.
- Extra-long supporting socket minimizes handle breakage.
- Notch in radius protects conduit threads.

Catalog No.	Model No.	Capacity		Weight		Std. Pack
		in.	mm	lbs.	kg	
35230	B-1709	½	12	2½	1.2	1
35235	B-1711	½, ¾	12, 19	2¾	1.3	1
35240	B-1712	1, 1¼	25, 32	7¾	3.5	1

*Handles not included.*



### Thin-Wall Conduit Benders

- Made of cast iron, these tools have exceptionally smooth side walls which grip conduit snugly to minimize distortion.
- Bending grooves conform to Standard Code Radii. Marks indicate 30°, 45°, 60° and 90° bends.

Catalog No.	Model No.	Description	Weight		Std. Pack
			lbs.	kg	
35215	B-1677	Bends ½" (12 mm) Thin-Wall Conduit to 4" (100 mm) Inside Radius	2½	1.1	1
35220	B-1678	Bends ¾" (19 mm) Thin-Wall and ½" (12 mm) Heavy-Wall Conduit to 5" (127 mm) Inside Radius	4½	2.0	1
35225	B-1679	Bends 1" (25 mm) Thin-Wall and ¾" (19 mm) Heavy-Wall Conduit to 6½" (165 mm) Inside Radius	8½	3.9	1

*Handles not included.*



## Model S Tube Expander



- This single-stage expander is designed to expand tubing for fast, accurate joints in soft copper, aluminum, and soft steel tube without using fittings. The mechanism is free-floating and self-centering.

Catalog No.	Model No.	Description	Tube Capacity		Weight	
			O.D.	Nominal	lb.	kg
30032	7	Kit with 1/2", 3/8", 7/8" Heads and Case	—	—	6	2.7
34152	8	Kit with 3/8", 1/2", 3/4", 1" Heads and Case	—	—	6 1/2	3.0
15071	S	Expander Handle	—	—	1 1/2	0.7
10251	—	Expander Head	3/8"	1/4"	1/2	0.2
10261	—	Expander Head	1/2"	3/8"	1/2	0.2
10271	—	Expander Head	5/8"	1/2"	1/2	0.2
10281	—	Expander Head	3/4"	5/8"	1/2	0.2
10291	—	Expander Head	7/8"	3/4"	1/2	0.2
10301	—	Expander Head	1"	—	1/2	0.2
10311	—	Expander Head	1 1/8"	1"	1/2	0.2
10321	—	Expander Head	1 1/4"	—	1/2	0.2
10341	—	Expander Head	1 1/2"	—	1/2	0.2
10351	—	Expander Head	1 3/8"	1 1/2"	1/2	0.2
10361	—	Expander Head	1 3/4"	—	1/2	0.2

Note: Kit Head sizes are given by Tube O. D. Replacement Case Catalog No. 58747

## Swaging Tools



- RIDGID Swaging Tools are quality-made and zinc-plated for accuracy and durability.
- Set of four tools is packaged in handy vinyl pouch.
- Designed for copper, aluminum or brass.

Catalog No.	Model No.	Description	O.D. Capacity		Weight		Std. Pack
			in.	mm	oz.	g	
52420	570	Kit-4 Tools	1/4, 3/8, 1/2, 5/8	6, 9, 12, 16	16	454	1
52425	562	Swaging Tool	1/4	6	2	57	1
52430	563	Swaging Tool	3/8	10	4	113	1
52435	564	Swaging Tool	1/2	12	5	142	1
52440	565	Swaging Tool	5/8	16	8	227	1

## Conduit Sizing Tool

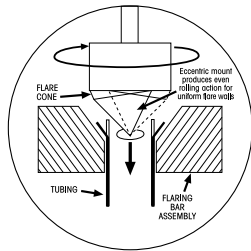


### No. 575 EMT Sizing Tool for Conduit

- Quickly resizes thin-wall conduit ends that have become deformed after installation.
- Tool can also be used for slight bending of 1/2" and 3/4" conduit ends for alignment purposes.
- Hardened alloy steel resists wear.

Catalog No.	Model No.	Capacity	Weight		Standard Pack
			lb.	kg	
36005	575	1/2" (12 mm) and 3/4" (19mm) EMT	1 3/8	0.6	1

## Flaring Tools



### No. 458R Ratchet Flaring Tool

- This precision tool provides smooth, uniform flares with minimum effort.
- The new ratcheting feed screw handle turns easily and requires less motion and effort than a standard handle.
- Hardened steel flaring cone, eccentrically mounted in needle bearings, produces rolling action for even metal flow, giving uniform flare walls without galling.

Catalog No.	Model No.	Description	Sizes (in.)	Weight		Std. Pack
				oz.	g	
83037	458R	45° SAE Flares	1/8, 3/16, 1/4, 5/16, 3/8, 1/2, 5/8, 3/4	3 1/2	1.6	1
41295	454-W	45° SAE-Nominal Water Tube	3/8, 1/2, 3/4, 1	6 1/4	2.8	1
41300	455	45° SAE Flares	1/2, 5/8, 3/4, 7/8, 1	6 3/4	3.1	1
41162	377	37° SAE Flares	3/16, 1/4, 5/16, 3/8, 1/2, 5/8, 3/4	3 1/2	1.6	1
41285	375	37° SAE Flares	1/2, 5/8, 3/4, 7/8, 1	6 3/4	3.1	1
Metric Model			Sizes (mm)			
50257	458MM	45° SAE Flares	4, 4.75, 6, 8, 10, 12, 15, 16	3 1/2	1.6	1

All flaring tools listed are recommended for soft materials such as aluminum and soft copper. No. 454W, No. 455 and No. 375 will also flare steel, stainless steel, hard copper and brass. No. 458R, No. 458MM and No. 377 will flare steel, stainless steel, hard copper, and brass thru wall thickness of .035 inches.

### No. 345 Flaring Tool

- Model 345 is a precision designed tool for producing 45° flares in soft copper, brass, aluminum and mild steel (JIC and Bundy) tubing.
- A hardened, smooth cone provides fast, 45° flares either single or double lap.
- A single clamp screw provides for easy clamping and removal of tubing.



Catalog No.	Model No.	Description	Sizes (in.)	Weight		Std. Pack
				oz.	g	
23332	345	45° SAE Flares	3/16", 1/4", 5/16", 3/8", 7/16", 1/2", 5/8"	2 3/4	1.6	1
23337	345-DL	45° SAE-(double flares)	Above w/adapters for double lap flares; 3/16", 1/4", 5/16", 3/8", 7/16", 1/2" O.D. Tubing	3	1.3	1
24797	345/150	45° SAE Flares	No. 345 w/No. 150 Tubing Cutter and Case Kit	3 1/2	1.6	1
33927	345/150DL	45° SAE Flares	No. 345/DL w/No. 150 Tubing Cutter and Case Kit	3 1/2	1.6	1
31597	-	-	3/16" Double Lap Adapter	-	-	-
31602	-	-	1/4" Double Lap Adapter	-	-	-
31607	-	-	5/16" Double Lap Adapter	-	-	-
31612	-	-	3/8" Double Lap Adapter	-	-	-
31617	-	-	1/2" Double Lap Adapter	-	-	-
Metric Model			Sizes (mm)			
23342	345M	45° SAE Flares	6, 8, 10, 12, 14, 15, and 16	2 3/4	1.2	1
24087	345M/150	45° SAE Flares	No. 345M w/No. 150 Tubing Cutter and Case Kit	3 1/2	1.6	1
31502	-	-	Case Only	-	-	-

### Hammer-Type Flaring Tools

- Made of high-grade, hardened steel, these tools have a long nose guide that centers tools for smooth, 45° uniform flares.




Catalog No.	Model No.	Water Tube Size		Weight		Std. Pack
		in.	mm	oz.	g	
41315	E-37	3/8	9	3/16	0.1	1
41320	E-45	1/2	12	1/4	0.1	1
41325	E-46	5/8	16	3/8	0.2	1
41330	E-47	3/4	19	1/2	0.2	1
41335	E-52	1	25	3/4	0.3	1
41340	E-61	1 1/4	31	1	0.5	1
41345	E-63	1 1/2	37	1 1/2	0.7	1
41350	E-64	2	50	2 1/2	1.0	1

## Ratchet Tube Wrenches



- Made from high-quality carbon and stainless steel, RIDGID Ratchet Tube Wrenches can be used in a wide variety of applications from plumbing to hydraulics.
- The spring-loaded jaws snap open and close around the fitting, enabling the tool to be used in tight quarters.
- The multi-point contact of the wrench helps prevent distortion of thin-walled fittings.
- These wrenches are available in twelve sizes,  $\frac{5}{16}$ "-1", and a set of five in a plastic pouch,  $\frac{3}{8}$ "- $\frac{5}{8}$ ".

Catalog No.	Model No.	Description	Torque Capacity (in.)	Capacity	Weight		Std. Pack
					oz.	g	
48592	R5	Ratcheting Tube Wrench	$\frac{5}{16}$	280	$\frac{1}{4}$	.1	6
48537	R6	Ratcheting Tube Wrench	$\frac{3}{8}$	293	$\frac{1}{4}$	.1	6
48542	R7	Ratcheting Tube Wrench	$\frac{7}{16}$	325	$\frac{1}{4}$	.1	6
48547	R8	Ratcheting Tube Wrench	$\frac{1}{2}$	390	$\frac{1}{4}$	.1	6
48552	R9	Ratcheting Tube Wrench	$\frac{9}{16}$	520	$\frac{1}{2}$	.15	6
48557	R10	Ratcheting Tube Wrench	$\frac{5}{8}$	780	$\frac{1}{2}$	.15	6
48562	R11	Ratcheting Tube Wrench	$1\frac{1}{16}$	975	$\frac{1}{2}$	.15	6
48567	R12	Ratcheting Tube Wrench	$\frac{3}{4}$	1105	$\frac{1}{2}$	.15	6
48572	R13	Ratcheting Tube Wrench	$1\frac{3}{16}$	1300	$\frac{3}{4}$	.3	6
48577	R14	Ratcheting Tube Wrench	$\frac{7}{8}$	1625	$\frac{3}{4}$	.3	6
48582	R15	Ratcheting Tube Wrench	$1\frac{5}{16}$	1820	$\frac{3}{4}$	.3	6
48587	R16	Ratcheting Tube Wrench	1	1950	$\frac{3}{4}$	.3	6
48597	—	$\frac{3}{8}$ "- $\frac{5}{8}$ " 5 Pc. Kit with Pouch	—	—	$1\frac{1}{4}$	.5	1





## Tube Repair & Joining

- Wide selection from a single source.
- Unique durable designs.

Type	No. of Models	Page
Pressure Test Pump	1	9.2
Soldering Gun	4	9.2
Pipe Freezer	4	9.3
Pipe Thawer	2	9.4

## Pressure Test Pump



No. 1450 Pressure Test Pump

### No. 1450 Pressure Test Pump

- Tests hydraulically for leaks in installations which are required to be leak proof. Will test systems up to 725 PSI.
- Especially for use in heating, compressed air, refrigeration systems, oil installations, sprinkler systems and other small bore pipe installations.

Catalog No.	Model No.	Description	Max Pressure	Connections	Weight	
					lb.	kg
50557	1450	Pressure Test Pump	725 PSI	½" NPT	14	6.5

## Soldering Gun



RT-100

### Professional Electric Soldering Gun

#### RT-100

- Designed for soft soldering (50/50, 95/5 Alloys) ¼" - 1½" Copper Tube.
- Flameless soldering – easy-to-use.
- Six feet of cable.
- Built-in handle and cord wrap.
- Specially designed for repair and renovation jobs.

#### RT-175

- Soft solders ¼" - 3" tube.
- Flameless soldering – easy-to-use.
- Twelve feet of cable.
- Fully contained in metal carrying case.
- CSA approved.
- Approved to UL standards (NRTLCL).



RT-175

Catalog No.	Model No.	Description	Weight	
			lb.	kg
69762	RT-100	115V Mini-Pro Soldering Gun	21	9.5
70662	RT-100	230V Mini-Pro Soldering Gun	21	9.5
62862	RT-175	115V Professional Solder Gun	33	15.0
17861	RT-175	230V Professional Solder Gun	33	15.0
39966	–	Carbon Tips	¼	0.1
39976	–	Threaded Studs	¼	0.1

## Pipe Freezer



### SuperFreeze™ Pipe Freezing Tool Avoids the Cost and Inconvenience of a System Shutdown and Purge.

The SuperFreeze Pipe Freezer is an easy-to-use pipe freezing unit that allows the contractor to keep water systems operating while making repairs. The RIDGID SF-2500 is a mini-refrigeration unit that circulates self-contained refrigerant to its aluminum freeze heads. This forms an ice plug in as little as 5 minutes in copper tube up to 2½" or steel pipe up to 2". Once the pipe is plugged, repairs can be made with no fear of the ice plug melting because the unit remains on! Now includes a bottle of specially formulated freeze gel to speed freezing. Apply the gel to freeze heads before placing on pipe.

- CSA and UL approved.

#### SF-2500

Capacity: Copper Tube: ½" - 2½"  
Steel Pipe: ½" - 2".

Compressor: 115V, 60 Hz, 4.3A or 230V, 50 Hz, 2.4 A.


Refrigerant: R-507 (14.2 oz. charge).

Weight: 55 lbs.

Hose Length: 8.5 ft. (17 ft. span).

Dimensions: L = 21" W = 10.5" H = 13".

Catalog No.	Model No.	Description	Weight	
			lb.	kg
68967	SF-2500	Pipe Freezing Kit - 115V ½"-2" Steel Pipe. ½"-2½" Copper Tube	55	24.8
68962	SF-2500	Pipe Freezing Kit - 230V Export ½"-2" Steel Pipe. ½"-2½" Copper Tube	55	24.8



#### Accessories

65937	SF-2000R Velcro Straps (set of 2)
69707	SF-2500R Velcro Straps (set of 2)
66462	SF-2000R 1¼" CTS Bushings (set of 2)
69712	SF-2500R ¾" CTS Bushings (set of 2)
70652	SF-2500R 1¼" CTS Bushings (set of 2)
69717	SF-2500R 2" CTS Bushings (set of 2)
68842	SF-2000R ¾" End Adapters (set of 2)
68847	SF-2000R ½" End Adapters (set of 2)
68972	SF-2000R ¾" End Adapters (set of 2)
68857	SF-2500R ½" End Adapters (set of 2)
68862	SF-2500R ¾" End Adapters (set of 2)
65942	Quick Grip Clamp
74946	RIDGID Freeze Gel

*Note: Always make sure Super-Freeze heads and hoses are completely thawed before removing from pipe. DO NOT forcefully remove from pipe with any kind of tool, as it could permanently damage the heads and hoses.*



In high ambient temperature applications, wrap insulation around the area being frozen to help concentrate the freezing action of the heads.

## Pipe Thawers



KT-190 Pipe Thawer



KT-200 Pipe Thawer



### Models KT-190 and KT-200

#### For fast thawing of frozen metal pipes 1/2" through 1 1/2" (12-36mm).

The KT-190 and KT-200 Pipe Thawing Units provide continuous heating to quickly thaw 1/2" to 1 1/2" frozen metal pipes. With these lightweight, versatile units, there is no need to dig or tear apart walls. Simply attach the clamps to the metal pipe on each side of the frozen section and the pipe is thawed within minutes.

- CSA approved.
- Approved to UL standards (NRTL).
- Continuous Operation: The KT-190 and KT-200 operate continuously without requiring any "cool-down" periods. There is no tripping of the unit or need to turn the unit off during the thawing process. Simply attach the cables to the pipe, turn the unit on and let it do its job – continuously from start to finish.
- Lightweight: Weighing under 30 lbs., each unit can be easily transported to the most difficult locations such as attics.
- Versatile: The KT-190 can be used on lengths of pipe between 15 and 75 feet. With 4 output levels, the KT-200 can be used on 4' to 150' lengths of pipe. The KT-200's amp meter allows the user to select the proper output level for maximum current draw and minimum thawing time.
- Powerful: Both units operate on a standard 115V, 15 amp outlet. The KT-190 produces 300 amps and the KT-200 produces 250-400 amps of thawing power.

All these features and more make the KT-190 and the KT-200 the professional's choice.

Catalog No.	Model No.	Description	Weight	
			lb.	kg
62802	KT-190	Pipe Thawer w/2-25' #2 Cables	46	21
62747	KT-200	Pipe Thawer w/2-25' 1/0 Cables	55	25
62662	–	Cable w/Clamp 25'	13	6
62772	–	Extension Cable 25' #1/0 AWG	11	5
62812	–	Series Cable 3' #2 AWG	1 1/2	.6

Specifications	KT-190	KT-200
Pipe Capacity	1/2"-1 1/2" (12-36mm)	1/2"-1 1/2" (12-36mm)
Input Current	15 Amps	15 Amps
Minimum Reach	15' (4.6m)	4' (1.2m)
Maximum Reach	75' (23m)	150' (46m)
Cable Length	25' (7.7m)	25' (7.7m)
Cable Size	2 AWG	1/0 AWG
Output Amps	300	250-400
Weight	25 lbs. (11.4 kg)	29 lbs. (13.2 kg)









## Pressing Tools

- Feature lock-on cycle completion to ensure the same reliable, watertight joint every time.
- Are highly engineered to deliver superior quality and durability – backed by the RIDGID Lifetime Warranty.

Type	No. of Models	Capacity in.	Page
Compact Cordless	1	$\frac{3}{8}$ – $1\frac{1}{2}$	10.4
Compact Pressing Jaws	4	$\frac{3}{8}$ – $1\frac{1}{2}$	10.5
Standard Cordless	1	$\frac{1}{2}$ – 4	10.6
Standard Corded	1	$\frac{1}{2}$ – 4	10.7
Standard Pressing Jaws	3	$\frac{1}{2}$ – 2	10.8
Pressing Rings	3	$2\frac{1}{2}$ – 4	10.9
PEX Crimp Tools	6	$\frac{3}{8}$ – 1	10.10
Fittings Bag	1	–	10.11

## Selection Chart Pressing Tools

Compact 100-B page 10.4	Jaws	Pressing Rings	Power	Copper Capacity	PEX Capacity	Weight (lb.)	Rotating Barrel	Characteristics
	Compact Series Jaws: • ProPress® (copper) • RIDGID SHP® (copper) • Pureflow™ (PEX) • ASTM F 1807 (PEX)	–	14.4V Ni-MH battery	½-1"	¾"-1½"	7.5	90°	The smallest, lightest and most compact pressing tool ever developed by the Ridge Tool Company. One third smaller and lighter than the 320-E, the compact 100-B is the perfect tool for all your ½-1" copper connections, as well as connections for PEX tubing. Also features a 90° rotating barrel for access into tight spaces.
<b>320-E</b> page 10.6	<b>Characteristics</b>							
	Standard Series Jaws: • ProPress (copper) • RIDGID SHP (copper) • Pureflow (PEX)	Standard Series Press Rings: • ProPress XL • ProPress XL-C • RIDGID R2	14.4V Ni-MH battery	½-4"	½-1½"	10.5	90°	The preferred pressing tool for all ½-4" applications features a portable, battery-powered design utilizing a standard 14.4V Ni-MH battery. The 320-E provides the ultimate combination of comfort and capacity in a lightweight, compact design. The 90° rotating barrel allows for access into the tightest spaces.
<b>CT400</b> page 10.7	<b>Characteristics</b>							
	Standard Series Jaws: • ProPress (copper) • RIDGID SHP (copper) • Pureflow (PEX)	Standard Series Press Rings: • ProPress XL • ProPress XL-C • RIDGID R2	Corded	½-4"	½-1½"	15.6	–	The workhorse of the RIDGID pressing tool line. The CT400 provides superior durability and ruggedness for the toughest applications up to 4". The corded power tool is the fastest pressing tool offered by the Ridge Tool Company.
<b>PEX Crimp Tool</b> page 10.10	<b>Characteristics</b>							
	• ASTM F 1807 (PEX)	–	–	–	¾"-1"	2.7-3.4	–	Constructed of lightweight, durable polycarbonate E <sup>3</sup> handles, the ASTM F 1807 PEX Crimp Tools are ideal for making copper crimp ring connections in potable water and radiant heating applications.


### Pressing Jaws & Rings

Compact Series Pressing Jaws for use with 100-B							
Compact Series Jaws	¾"	½"	⅝"	¾"	1"	1¼"	1½"
ProPress (copper)	–	16958	–	16963	16978	–	–
RIDGID SHP (copper)	–	22768	–	22773	22778	–	–
Pureflow (PEX)	17003	17008	19813	17013	17018	22683	22688
ASTM F 1807 (PEX)	22953	22958	22963	22968	22973	22978	–




Standard Series Pressing Jaws for use with 320-E & CT400									
Standard Series Jaws	¾"	½"	⅝"	¾"	1"	1¼"	1½"	2"	½"-2" Jaw Kit with Case
ProPress (copper)	–	76652	–	76657	76662	76667	76672	76677	–
RIDGID SHP (copper)	–	21848	–	21853	21858	21863	21868	21873	21983
Pureflow (PEX)	–	22653	22658	22663	22668	22673	22678	–	–

Standard Series Pressing Rings for use with 320-E & CT400					
Pressing Rings	Standard Series Acuator Jaw	2½"	3"	4"	2½"-4" Ring Kit with Case
ProPress XL (bronze fittings)	R2 Actuator 93692	93677	93682	93687	93667
ProPress XL-C (copper fittings)	V2 Actuator 21878	20543	20548	20553	20483
RIDGID R2 (bronze fittings)	R2 Actuator 93692	22013	22018	22023	22008

ProPress® is a registered trademark of Viega.  
PureFlow™ is a trademark of Viega.



## The Fastest, Most Reliable Pressing Tools

Features	Benefits	Compact	Standard	
		RIDGID 100-B	RIDGID 320-E	RIDGID CT400
<b>Weight (tool only)</b>	Lightweight, providing maximum comfort.	7.5 lbs.	10.5 lbs.	15.6 lbs.
<b>Battery</b>	Ni-MH, providing ~30% more work-per-charge than NiCad batteries.	14.4V Ni-MH	14.4V Ni-MH	N/A
<b>Rotating Barrel</b>	Tool barrel rotates, allowing access into the tightest spaces.	90°	90°	—
<b>Approximate Cycle Time</b>	Fastest cycle times, providing maximum speed with every connection.	7 Seconds	7 Seconds	4 Seconds
<b>Tool Approval</b>	Third party approval.	N/A	N/A	UL / CSA
<b>Lock-On Cycle Completion</b>	Cycle completes automatically once pressing action begins, ensuring a reliable connection every time.	✓	✓	✓
<b>Auto Ram Retraction</b>	Ram returns to start position automatically, providing maximum speed with every connection.	✓	✓	✓
<b>Jaw Pin Closure Sensor</b>	Prevents cycle from starting if pin is not fully engaged, preventing tool damage.	✓	✓	✓
<b>Automatic Maintenance Reminder</b>	Automatic calibration reminder every 20,000 cycles, ensuring optimal performance.	✓	✓	✓
<b>Extreme Temperature Sensor</b>	100-B operating temp = 32° to 122° F. 320-E operating temp = 23° to 122° F. CT400 operating temp = 15° to 120° F.	✓	✓	—
<b>Jaw Closure Sensor</b>	Alerts user when jaw tips do not close due to obstruction or insufficient battery power, providing maximum reliability with every connection.	✓	✓	—
<b>Warranty</b>	RIDGID Full Lifetime Warranty.			

## Compact Battery-Operated Press Tool

1/2" to 1" Capacity for Copper  
3/8" to 1 1/2" Capacity for PEX



### Model Compact 100-B

The Model 100-B is the most compact, lightweight, and yet, powerful pressing tool developed by Ridge Tool. It delivers just the right capacity needed for small diameter copper and PEX tubing. The 100-B's compact size, and barrel that swivels 90°, allows access to the tightest spots.

### Specifications

- Capacity: 1/2" to 1" for copper; 3/8" to 1 1/2" for PEX.
- Uses Compact Series Pressing Jaws.
- 90° barrel/jaw swivel.
- Battery: 14.4V 2.6 Ah Ni-MH.
- Battery Charger: 115V.
- Hydraulic Ram Output: 5,400 lbs. (24 kN).
- Weight: 7.5 lbs.
- Operating Temperature Range: 32°F – 122°F.
- Approximate Cycle Time: 4 seconds.
- Standard Kit Includes: Pressing Tool, 2 Batteries, Battery Charger and Carrying Case.



100-B Kit

Compact Series Jaws for Copper  
See page 10.5

Compact Series Jaws for PEX  
See page 10.5

Catalog No.	Model No.	Description	Weight lb.	Std. Pack
16953	100-B	1/2" to 1" Jaw Sets for ProPress (copper)	25	1
23648	100-B	1/2" to 1" RIDGID SHP Jaw Sets (copper)	25	1
16988	100-B	1/2", 3/4", 1" Jaw Sets for Pureflow (PEX)	25	1
23893	100-B	1/2", 3/4", 1" Jaw Sets for ASTM F 1807 (PEX)	25	1
16993	100-B	Kit without Jaw Sets	18 1/2	1
16948	100-B	Pressing Tool Only	13 3/4	1

### Accessories

Catalog No.	Model No.	Description	Weight lb.	Std. Pack
16818	—	Carrying Case	9	1
12683	—	Battery 14.4V, 2.6 Ah Ni-MH	3	1
83417	—	Battery Charger	2 1/2	1

## Compact Series Pressing Jaws

RIDGID Compact Series pressing jaws are 40% lighter and 33% smaller than Standard Series jaws, enabling them to fit into tight spaces. RIDGID Compact Series pressing jaws are only compatible with Compact Series pressing tools (100-B).

### Copper



Compact Jaws for ProPress



Compact RIDGID SHP Jaws

#### Compact Series Jaw Sets for ProPress (copper)

Catalog No.	Model No.	Description	Weight lb.	Std. Pack
16958	—	½" Jaw for ProPress	2½	1
16963	—	¾" Jaw for ProPress	2½	1
16978	—	1" Jaw for ProPress	2½	1

#### Compact Series RIDGID SHP Jaw Sets (copper)

Catalog No.	Model No.	Description	Weight lb.	Std. Pack
22768	—	½" RIDGID SHP Jaw	2½	1
22773	—	¾" RIDGID SHP Jaw	2½	1
22778	—	1" RIDGID SHP Jaw	2½	1

### PEX



Compact Jaws for PureFlow



Compact Jaws for ASTM F 1807 PEX Connections

#### Compact Series Jaw Sets for Pureflow (PEX)

Catalog No.	Model No.	Description	Weight lb.	Std. Pack
17003	—	¾" Jaw for Pureflow	2½	1
17008	—	½" Jaw for Pureflow	2½	1
19813	—	¾" Jaw for Pureflow	2½	1
17013	—	¾" Jaw for Pureflow	2½	1
17018	—	1" Jaw for Pureflow	2½	1
22683	—	1¼" Jaw for Pureflow	2½	1
22688	—	1½" Jaw for Pureflow	2½	1

#### Compact Series ASTM F 1807 Jaw Sets (PEX)

Catalog No.	Model No.	Description	Weight lb.	Std. Pack
22953	—	¾" ASTM F 1807 Jaws	2½	1
22958	—	½" ASTM F 1807 Jaws	2½	1
22963	—	¾" ASTM F 1807 Jaws	2½	1
22968	—	¾" ASTM F 1807 Jaws	2½	1
22973	—	1" ASTM F 1807 Jaws	2½	1
22978	—	1¼" ASTM F 1807 Jaws	2½	1
23473	—	¾"- ¾" ASTM F 1807 Gauge	1.0	1
23478	—	1" ASTM F 1807 Gauge	1.0	1
23898	—	1¼" ASTM F 1807 Gauge	1.0	1



Inspecting and cleaning jaws regularly, to remove material build-up near the jaw tips, prevents the development of a burr on the fitting and the jaw from sticking to the fitting after pressing.

## Battery-Operated Press Tool 1/2" to 4" Capacity



320-E Kit



Standard Series Jaws  
See page 10.8



Pressing Rings for 2 1/2"-4"  
See page 10.9

### Model 320-E

This battery-operated tool combines large capacity fitting capability with reduced size and weight. It features a barrel that swivels 90 degrees to enable access to hard-to-reach areas. A jaw closure sensor alerts the operator to jaw obstructions or incomplete cycles caused by low battery life, ensuring a reliable, watertight joint every time.

### Specifications

- Capacity: 1/2" to 4".
- Use Standard Series Pressing Jaws and Pressing Rings.
- 90° barrel/jaw swivel.
- Battery: 14.4V 2.6 Ah Ni-MH.
- Battery Charger: 115V.
- Hydraulic Ram Output: 7,200 lbs. (32kN).
- Weight: 10.5 lbs.
- Operating Temperature Range: 23°F – 122°F.
- Approximate Cycle Time: 7 seconds.
- Standard Kit Includes: Model 320-E Pressing Tool, 2 Batteries, Battery Charger and Carrying Case,

### 320-E with Jaw Sets for ProPress (copper)

Catalog No.	Model No.	Description	Weight lb.	Std. Pack
12143	320-E	1/2" to 2" Jaw Sets for ProPress	59 3/4	1
12148	320-E	1/2" to 1" Jaw Sets for ProPress	66	1
12153	320-E	Kit without Jaw Sets	53	1

### 320-E with RIDGID SHP Jaw Sets (copper)

Catalog No.	Model No.	Description	Weight lb.	Std. Pack
22003	320-E	1/2" to 2" RIDGID SHP Jaw Sets	59 3/4	1
21993	320-E	1/2" to 1" RIDGID SHP Jaw Sets	66	1
12153	320-E	Kit without Jaw Sets	53	1

### Accessories

Catalog No.	Description	Weight lb.	Std. Pack
16813	Carrying Case	10	1
12683	Battery, 14.4V, 2.6 Ah Ni-MH	3	1
83417	115V Battery Charger	2 1/4	1

## Corded Press Tool 1/2" to 4" Capacity



CT400 Kit



Standard Series Jaws  
See page 10.8



Pressing Rings for 2 1/2"-4"  
See page 10.9

### Model CT400

The CT400 Corded Press Tool is rugged and designed for continuous pressing on a wide range of jobs. Its power and durable design make it the fastest, most rugged pressing tool in our line.

### Specifications

- Capacity: 1/2" to 4".
- Uses standard series Pressing Jaws and Pressing Rings.
- Motor: 120V, 5.2 A, Double Shielded.
- Hydraulic Ram Output: 7,200 lbs. (32kN).
- Weight: 15.6 lbs.
- Operating Temperature Range: 15°F – 120°F.
- Approximate Cycle Time: 4 seconds.
- Standard Kit Includes: Tool and Case.

### CT400 with Jaw Sets for ProPress (copper)

Catalog No.	Model No.	Description	Weight lb.	Std. Pack
76912	CT400	1/2" to 2" Jaw Sets for ProPress	62	1
76907	CT400	1/2" to 1" Jaw Sets for ProPress	51	1
76807	CT400	Tool Only	15 3/4	1

### CT400 with RIDGID SHP Jaw Sets (copper)

Catalog No.	Model No.	Description	Weight lb.	Std. Pack
21998	CT400	1/2" to 2" RIDGID SHP Jaw Sets	62	1
21988	CT400	1/2" to 1" RIDGID SHP Jaw Sets	51	1
76807	CT400	Tool Only	15 3/4	1

### Accessories

Catalog No.	Model No.	Description	Weight lb.	Std. Pack
16808	—	Carrying Case	10	1

## Standard Series Pressing Jaws

The Standard Series Pressing Jaws were designed in conjunction with the fitting manufacturers, ensuring compatibility. All RIDGID Standard Series pressing jaws are only compatible with RIDGID Standard Series pressing tools (320-E & CT400).

### Copper



Standard Jaws for ProPress



Standard RIDGID SHP Jaws

#### Standard Series Jaw Sets for ProPress (copper)

Catalog No.	Model No.	Description	Weight lb.	Std. Pack
76652	—	1/2" Jaw for ProPress	4	1
76657	—	3/4" Jaw for ProPress	4 1/4	1
76662	—	1" Jaw for ProPress	4 1/2	1
76667	—	1 1/4" Jaw for ProPress	4 3/4	1
76672	—	1 1/2" Jaw for ProPress	6 1/2	1
76677	—	2" Jaw for ProPress	10	1

#### Standard Series RIDGID SHP Jaw Sets (copper)

Catalog No.	Model No.	Description	Weight lb.	Std. Pack
21983	—	1/2"-2" RIDGID SHP 6-Jaw Kit	43	1
21848	—	1/2" RIDGID SHP Jaw	4	1
21853	—	3/4" RIDGID SHP Jaw	4 1/4	1
21858	—	1" RIDGID SHP Jaw	4 1/2	1
21863	—	1 1/4" RIDGID SHP Jaw	4 3/4	1
21868	—	1 1/2" RIDGID SHP Jaw	6 1/2	1
21873	—	2" RIDGID SHP Jaw	10	1
21987	—	SHP Jaw Carrying Case	9	1

### PEX



Standard Jaws for Pureflow

#### Standard Series Jaw Sets for Pureflow (PEX)

Catalog No.	Model No.	Description	Weight lb.	Std. Pack
22653	—	1/2" Jaw for Pureflow	4	1
22658	—	5/8" Jaw for Pureflow	4 1/4	1
22663	—	3/4" Jaw for Pureflow	4 1/2	1
22668	—	1" Jaw for Pureflow	4 1/2	1
22673	—	1 1/4" Jaw for Pureflow	6 3/4	1
22678	—	1 1/2" Jaw for Pureflow	6 1/2	1



## Pressing Rings



### Standard Series XL-C Press Rings For Use with ProPress XL-C (Copper Fittings)

The patented new XL-C Press Rings and V2 Actuator now provide increased flexibility in tight spaces. The ball-tip V2 Actuator swivels nearly 180° with the XL-C Press Rings, allowing increased accessibility when making 2½" to 4" connections on ProPress XL-C fittings. The V2 Actuator also weighs 20% less than the R2 Actuator, for increased comfort. These rings work with all Standard Series Pressing Tools to make connections on 2½"-4" tube (320-E & CT400).



*Exclusive 180° Swivel for optimum flexibility.*

Catalog No.	Model No.	Description	Weight lb.	Std. Pack
20483	XL-C	2½" to 4" Rings, Actuator and Case Complete	40¼	1
20543	XL-C	2½" Pressing Ring Assembly	6	1
20548	XL-C	3" Pressing Ring Assembly	9¾	1
20553	XL-C	4" Pressing Ring Assembly	11¾	1
21878	V2	Ring Actuator Assembly (for ProPress XL-C Only)	7¼	1
21103	—	XL-C Carrying Case Only	7¾	1



### Standard Series XL Press Rings For Use with ProPress XL (Bronze Fittings)

The patented Standard Series XL Press Rings are spring-loaded so they stay in place once they are put onto the fittings. These rings work with the R2 Actuator on all Standard Series pressing tools used to make connections on 2½" to 4" tube (320-E & CT400).

Catalog No.	Model No.	Description	Weight lb.	Std. Pack
93667	XL	2½" to 4" Rings, Actuator and Case	40	1
93677	XL	2½" XL Pressing Ring	5	1
93682	XL	3" Pressing Ring	5¼	1
93687	XL	4" Pressing Ring	7¼	1
93692	R2	Ring Actuator	9	1
16803	—	XL Pressing Ring Carrying Case	9	1



### Standard Series R2 Press Rings (Bronze Fittings)

The patented Standard Series R2 Press Rings are spring-loaded so they stay in place once they are put onto the fittings. These rings work with the R2 Actuator on all Standard Series pressing tools used to make connections on 2½" to 4" tube (320-E & CT400).

Catalog No.	Model No.	Description	Weight lb.	Std. Pack
22008	R2	2½" to 4" Rings, Actuator and Case	40	1
22013	R2	2½" Pressing Ring	5	1
22018	R2	3" Pressing Ring	5¼	1
22023	R2	4" Pressing Ring	7¼	1
93692	R2	Ring Actuator	9	1
22033	—	R2 Pressing Ring Carrying Case	9	1

## PEX Crimp Tools 3/8" to 1" Capacity

**NEW**



PEX Combo Tool

### ASTM F 1807 PEX Crimp Tools

The RIDGID ASTM F 1807 PEX Crimp Tools are ideal for making PEX tubing connections in potable water and radiant heating applications with ASTM F 1807 copper crimp rings. The handles are constructed of a durable, glass-filled polycarbonate making the tools over 20% lighter than traditional-style crimp tools, yet rugged enough for the toughest jobs. The E<sup>3</sup> (Expert Engineered Ergonomics™) handles also provide increased comfort and make crimping effortless.

### Specifications

- Available sizes: 3/8", 1/2", 5/8", 3/4", 1 and 1/2" & 3/4" combo tool.
- Compact tool length for access to tight spaces.
- Easily adjustable lock screw for tool calibration.
- All tools come standard with a go/no-go gauge.

Catalog No.	Description	Tool Length in.	Tool Weight lb.	Std. Pack
23443	3/8" PEX Crimp Tool	14 1/4	2.7	1
23448	1/2" PEX Crimp Tool	14 1/4	2.8	1
23453	5/8" PEX Crimp Tool	14 1/2	2.8	1
23458	3/4" PEX Crimp Tool	14 3/4	2.8	1
23463	1" PEX Crimp Tool	15 1/4	3.0	1
23468	1/2" & 3/4" PEX Combo Tool	15 1/2	3.4	1
Accessories				
23473	3/8" - 3/4" ASTM F 1807 gauge	—	1	1
23478	1" ASTM F 1807 gauge	—	1	1



## JobMax™ Fittings Bag


**NEW**



The RIDGID JobMax Fittings bag is ideal for transporting copper or PEX fittings to and from the jobsite.

- Thick, double-wall construction. Rated for all weather use.
- 6 large interior pockets made of durable Neoprene.
- PVC-coated interior that resists moisture.
- Tough, abrasion-resistant bottom for durability.
- 3 large exterior pockets for added storage.
- Fitting gauge clip for easy storage and retrieval.
- Heavy-duty drawstring closure for fast adjustment.
- Oversized, rubber grip handle for added comfort.

Catalog No.	Model No.	Description	Weight lb.	Std. Pack
24913	606	JobMax Fittings Bag	1	1



## Pipe Inspection & Locating

- The RIDGID SeeSnake is rugged and maneuverable.
- The NaviTrack II and the NaviTrack Scout are the easiest to learn and use. Ideal for those primarily locating sondes.
- SeekTech provides confident locating of utility lines.
- Best-built, best-backed cameras and locators on the market.



Video Inspection	Pipe Diameter	Cable Length	Monitors		Page No.
			Color	B&W	
Monitors	—	—	Yes	Yes	11.3
SeeSnake™ Plus	2" – 12"	200/325'	Yes	Yes	11.4
Mini-SeeSnake Plus	1¼" – 6"	200'	Yes	Yes	11.5
SeeSnake Compact	1¼" – 4"	100'	Yes	Yes	11.6 – 11.7
SeeSnake FlatPack	1¼" – 4"	100'	Yes	Yes	11.6-11.7
SeeSnake Specifications	—	—	—	—	11.7



Plumbing Locating	Weight	No. of Frequencies			Page No.
		Passive	LineTrace	Sonde	
NaviTrack® II	5 lbs.	1	6	7	11.8
NaviTrack Scout™	3 lbs.	1	3	4	11.9
Transmitters	—	—	—	—	11.10 – 11.11



Utility Locating	Weight	No. of Frequencies			Page No.
		Passive	LineTrace	Sonde	
SeekTech®	4 lbs.	7	4	5	11.12
Transmitters	—	—	—	—	11.13

# Pipe Inspection & Locating

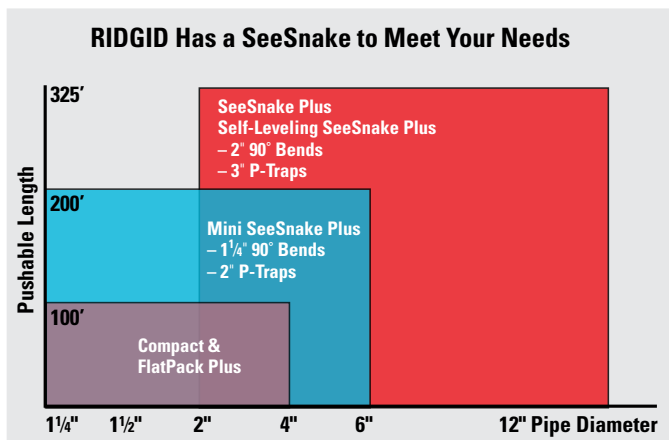
## SeeSnake Pipe Inspection... Builds Business and Profits

- Sell additional services.
- Increase customer satisfaction.
- Reduce service time.
- Increase profits.

More than 95% of SeeSnake owners report increasing sales and profits soon after purchasing their system. It's easy to see why. Establish credibility with your customers as you show them the condition of the line. Sell more services such as water jetting, root cutting or excavation and repair. SeeSnake not only reduces call backs, but helps you satisfy your customer – and that adds up to more profits.

### RIDGID Rugged

The SeeSnake line of pipe inspection equipment is designed and manufactured to endure the roughest conditions. You wouldn't expect anything less from a RIDGID tool. And, of course, they are UL and CSA listed.



## SeeSnake® – See the Difference



### Camera Head

The best performing camera is built tougher for unmatched durability, reliability and performance.

- Scratch-resistant, debris-shedding sapphire crystal lens.
- 100% stainless steel housing.
- High power adjustable LEDs behind a thick transparent plastic window.
- 410,000 CCD pixel resolution.
- Small camera diameter size (25 mm-35 mm).
- Pipe view (wide angle) technology to be able to clearly see the pipe wall.
- Self-leveling option.
- Tested water tight to 330'.



### Push Cables

This durable push cable, along with RIDGID's small camera heads, allows you to reach areas other camera systems cannot.

- Fiberglass inner core.
- Polypropylene coating.
- Integrated push cable with power/video signal.
- 512Hz Flexmitter included with all systems, see page 11.11.

## Reels



### Reels

- All SeeSnake drums are enclosed to avoid dirt getting on the floor while transporting.
- Rust-free, dent-resistant drums.
- Mercury-free slip rings.
- Distance counter included (except FlatPack models).
- All connectors are sturdy 3-pin waterproof universal connectors for added reliability.

## Monitors

LCD Monitor & DVD



Catalog No.		Model	Weight	
115V	230V		lb.	kg
23668	23673	Color LCD Monitor + DVD	25	11.4

- 10.4" high resolution, color LCD.
- DVD recorder with wireless remote.
- Hands-free audio recording.
- Video and audio in/out connection.

Monitor + VCR



Catalog No.		Model	Weight	
115V	230V		lb.	kg
73172	73117	Color Monitor + VCR	43	19.5
69697	69702	B&W Monitor + VCR	37	16.8
64217	64267	B&W Monitor only	23	10.4

- 10" color or 9" black & white monitor with sunshield.
- Commercial grade VCR.
- Hands-free audio recording.
- Flip switch to turn image 180°.
- Video & audio In/Out connection.

Color Tool Case



Catalog No.		Model	Weight	
115V	230V		lb.	kg
90717	90722	Color	30	13.6

- 5" multi-position high resolution LCD monitor with sunshield.
- Commercial grade VCR.
- Operates on AC or internal rechargeable battery.
- DC car-type adapter.
- Hands-free audio recording.
- Flip switch to turn image 180°.
- High-impact case for maximum protection.
- Auto shut-down when monitor is stored.
- Video & audio In/Out connection.

Monitor Pack



Catalog No.		Model	Weight	
115V	230V		lb.	kg
95532	95552	Color	5	2.3
92712	93257	B&W	7	3.2

- 5" black & white or 5" color LCD monitor with sunshield.
- Video In/Out connection.
- Flip Switch to turn image 180° (B&W only).
- Operates on AC or optional 14.4V battery.
- Splash-resistant case.

## SeeSnake Plus Video Inspection System 2" to 12" Lines



For the most reliable and rugged pipe inspection camera ... SeeSnake Plus, built tougher for unmatched durability, reliability and performance, including:

- 100% hardened stainless steel camera head spring assembly for increased durability.
- Inspects 2" lines and larger:
  - 2" 90s.
  - 3" P-Traps.
- Rugged, high-intensity lights for improved reliability.
- Flexible transmitter makes locating easier and is fully compatible with RIDGID NaviTrack II and NaviTrack Scout locators (see pages 11.8 and 11.9).
- Also available in an always upright, self-leveling option.
- Compatible with any SeeSnake monitor.
- The best choice if you plan on purchasing only one camera.

### SeeSnake Plus Systems

Voltage	Description	Black & White Systems		Color Systems		
		Monitor + VCR	Monitor	Video Tool Case	Monitor + VCR	LCD Monitor + DVD
115V	200' Reel	69722	64232	90767	73182	23878
	325' Reel	69732	64247	90772	73187	23883
	200' Self-Leveling Reel	–	–	13948	13958	23868
	325' Self-Leveling Reel	–	–	13968	13978	23873
230V	200' Reel	69727	64562	90787	73192	24463
	325' Reel	69737	64577	90792	73197	24468
	200' Self-Leveling Reel	–	–	13953	13963	24453
	325' Self-Leveling Reel	–	–	13973	13983	24458

### Mini-SeeSnake Plus Systems

Voltage	Description	Black & White Systems		Color Systems		
		Monitor + VCR	Monitor	Video Tool Case	Monitor + VCR	LCD Monitor + DVD
115V	200' Mini Reel	69752	67247	90782	83652	23888
230V	200' Mini Reel	69757	67277	90802	83657	24473



## Mini-SeeSnake Plus Video Inspection System 1 1/4" to 6" Lines



At 25 pounds, the Mini-SeeSnake combines portability with a rugged camera used to inspect lines up to 200 feet. It is built tougher for unmatched durability, reliability and performance including:

- 100% hardened stainless steel camera head for increased durability.
- Improved push cable and smaller camera head to push farther through tighter spots.
- Inspects 1 1/4"-6" lines:
  - 1 1/4" 90s (black and white only).
  - 2" P-Traps.
- Rugged, high-intensity lights for improved visibility.
- Flexible transmitter makes locating easier and is fully compatible with RIDGID NaviTrack II and NaviTrack Scout (see pages 11.8 and 11.9).
- Choose Mini-SeeSnake when portability and maneuverability are crucial (multi-story buildings, roof tops, confined areas, etc.).

### Single Components

	Catalog No.		Description
	115V	230V	
SeeSnake Plus Reels	14038	14088	200' B&W Reel
	14043	14093	325' B&W Reel
	14053	14103	200' Color Reel
	14058	14108	325' Color Reel
	13988	13993	200' Self-Leveling Reel
	13998	14003	325' Self-Leveling Reel
Mini-SeeSnake Plus Reels	14048	14098	200' Mini B&W Reel
	14063	14113	200' Mini Color Reel
Control Units	69697	69702	B&W Monitor + VCR
	64217	64267	B&W Monitor
	90717	90722	Color Video Tool Case
	73172	73177	Color Monitor + VCR
	23668	23673	Color LCD Monitor + DVD

### SeeSnake Plus Accessories

Catalog No.	Description	Mini-SeeSnake Plus Accessories Catalog No.
14028	Color Self-Leveling Camera Head – NTSC (115V)	–
14033	Color Self-Leveling Camera Head – PAL (230V)	–
14078	Color Camera Head – NTSC (115V)	14083
14128	Color Camera Head – PAL (230V)	14133
14068	B&W Camera Head – EIA (115V)	14073
14118	B&W Camera Head – CCIR (230V)	14123
15323	SeeSnake Flexible In-Line Transmitter	15828
64607	200' SeeSnake Push Cable Assembly	67327
64612	325' Standard SeeSnake Push Cable Assembly	–
73142	SeeSnake Cable CountIR	73142
12248	18" System Cable with Dubbing Block	12248
64627	SeeSnake Innerconnect Cord – 33'/10'	67307
64492	Extended Handle for Standard SS Reel	–
64497	SS 3" Centering Star Guides, Pkg of 20	67312
–	B&W Mini Ball Guides, Pkg of 10	88392
–	Color Mini Ball Guides, Pkg of 6	97462
–	Mini Guide Hoop, Pkg of 4	93392
64502	SS 6" Centering Star Guides, Pkg of 10	–
97852	SS Ball Guides, Pkg of 10	–
93387	SS Guide Hoop, Pkg of 4	–
97832	SS 3" Roller Dolly	–
17563	Color Spanner Wrench	17558
17563	B&W Spanner Wrench	17553



Running water through the system will make it easier to push the camera down the line and gives a good point of reference.

## SeeSnake Compact and FlatPack Video Inspection System



SeeSnake Compact

SeeSnake FlatPack

At less than 20 pounds, these systems offer fast setup for quick inspections. Their ultra portability makes these cameras excellent complements to your SeeSnake Plus.

### Standard Equipment

#### Power Source:

- Battery port for use with optional 14.4V battery.
- AC/DC operation.

#### Monitor System:

- High-resolution monitor.
- Power on/off button with step function dimming.
- Splash-resistant case with built in sunshade.
- Video In/Out jack.
- Power indicator light.
- Interconnect cord.

#### Camera System:

- Scratch-resistant, debris-shedding, flush-mounted sapphire lens.
- Integrated transmitter.
- Durable stainless steel camera head assembly and tapered spring assembly.

#### Reel:

- 100' of push cable.
- Debris-capturing, rotating drum with mercury-free slip ring.
- Counter to display distance on monitor in feet and inches (Compact only).

#### Frame (Compact Only):

- Rust-resistant roll-cage frame.
- Skid-resistant feet for stability.

### Color Compact Systems

Catalog No.		Description	Weight	
115V	230V		lb.	kg
95542	95562	Color Compact System w/ 2 Batteries & 1 Charger	24	11.0
95537	95557	Color Compact System	18	8.2
95527	95547	Color Compact Reel Only	13	5.9
95532	95552	Color Monitor Pack Only	5	2.3

### Color FlatPack Systems


Catalog No.		Description	Weight	
115V	230V		lb.	kg
95577	95592	Color FlatPack System w/ 2 Batteries & 1 Charger	22	10.0
95572	95587	Color FlatPack System	16	7.8
95567	95582	Color FlatPack Reel Only	11	5.5
95532	95552	Color Monitor Pack Only	5	2.3

### Black & White Compact Systems

Catalog No.		Description	Weight	
115V	230V		lb.	kg
93502	93567	Compact System w/ 2 Batteries & 1 Charger	26	11.8
93507	93927	Compact System	20	9.0
92707	93252	Compact Reel Only	13	5.9
92712	93257	Monitor Pack Only	7	3.1

### Black & White FlatPack Systems

Catalog No.		Description	Weight	
115V	230V		lb.	kg
93572	93577	FlatPack System w/ 2 Batteries & 1 Charger	22	10.0
93262	93272	FlatPack System	18	8.6
93267	93277	FlatPack Reel Only	11	5.5
92712	93257	Monitor Pack Only	7	3.1



Ball Guide



Spanner Wrench



Star Guide

## SeeSnake Compact & FlatPack Plus Accessories

Catalog No.	Description
14083	Color Camera Head – NTSC (115V)
14133	Color Camera Head – PAL (230V)
14073	B&W Camera Head – EIA (115V)
14123	B&W Camera Head – CCIR (230V)
15828	SeeSnake Flexible In-Line Transmitter
19638	100' B&W Compact Push Cable Assembly
20193	100' Color Compact Push Cable Assembly
73142	SeeSnake Cable CountIR
12248	18" System Cable with Dubbing Block
67307	SeeSnake Systems Cable – 10'
67312	Mini Centering Star Guides, Pkg of 20
88392	B&W Mini Ball Guides, Pkg of 10
97462	Color Mini Ball Guides, Pkg of 6
93392	Mini Guide Hoop, Pkg of 4
83407	14.4V Battery
83417	14.4V Battery Charger (115V)
84112	14.4V Battery Charger (230V)
17558	Color Spanner Wrench
17553	B&W Spanner Wrench

## SeeSnake Specifications

General	Color SeeSnake Plus Self Leveling	Color SeeSnake Plus	Mini Color SeeSnake Plus	SeeSnake Plus	Mini-SeeSnake Plus
Line Capacity	2 to 12 in./5 to 30cm	2 to 12 in./5 to 30cm	1½ to 6 in./3.8 to 15 cm	2 to 12 in./5 to 30 cm	1¼ to 6 in./3.2 to 15 cm
Maximum Run	325 ft./99 m	325 ft./99 m	200 ft./61 m	325 ft./99 m	200 ft./61 m
Line Location Transmitter	512 Hz	512 Hz	512 Hz	512 Hz	512 Hz
Distance Measurement/Titling	Cable CountIR	Cable CountIR	Cable CountIR	Cable CountIR	Cable CountIR
<b>Mechanical</b>					
Weight (Excl. Monitor)/200' (61m)	43 lbs./19.5 kg	43 lbs./19.5 kg	24.5 lbs./11.1 kg	43 lbs./19.5 kg	24.5 lbs./11.1 kg
Reel & Frame Diameter	32 x 14 x 30 in.	32 x 14 x 30 in.	20 x 11 x 23 in.	32 x 14 x 30 in.	20 x 11 x 23 in.
L x W x H	81 x 36 x 76 cm	81 x 36 x 76 cm	51 x 28 x 58 cm	81 x 36 x 76 cm	51 x 28 x 58 cm
Camera Diameter	1.365 in./35 mm	1.365 in./35 mm	1.18 in./30 mm	1.365 in./35 mm	0.99 in./25 mm
Camera Length	1.88 in./47 mm	1.88 in./45 mm	1.68 in./42 mm	1.82 in./45 mm	1.75 in./44 mm
Push Cable Diameter	0.44 in./11 mm	0.44 in./11 mm	0.31 in./8 mm	0.44 in./11 mm	0.31 in./8 mm
<b>Environmental</b>					
Operating Temperature	14°F to 122°F/-10°C to 50°C	14°F to 122°F/-10°C to 50°C	14°F to 122°F/-10°C to 50°C	14°F to 122°F/-10°C to 50°C	14°F to 122°F/-10°C to 50°C
Waterproof Depth	330 ft./100 m	330 ft./100 m	330 ft./100 m	330 ft./100 m	330 ft./100 m
<b>Video</b>					
Number Of Pixels	512(H) x 492(V)	512(H) x 492(V)	512(H) x 492(V)	512(H) x 492(V)	512(H) x 492(V)
Resolution (TV Lines)	270	400	270	400	400
Lighting	6 High Power Luxeon LEDs	6 High Power Luxeon LEDs	6 High Power Luxeon LEDs	6 High Power Luxeon LEDs	15 LEDs with variable intensity control



All monitors are interchangeable with all reels.

## NaviTrack II Locator



NaviTrack II navigates you to the location of underground pipes quickly and easily. It tracks energized lines with ease.

### NaviTrack II Locates

- SeeSnake In-Line Transmitters.
- Remote Transmitters (Sondes).
- Energized Metallic Lines.

### Performance

- Approach the transmitter from any direction for faster, more accurate locates.
- Maximize the signal and the locate is complete.
- Verify the locate using the large mapping display.
- Depth measurement is continuous.
- Depths of greater than 15' can be read.

NaviTrack II provides unprecedented ease of use. Due to NaviTrack II's advanced technology, training time is greatly reduced. You can learn to locate with NaviTrack II in minutes.

### Specifications

- Weight..... 5 lbs.
- Power Source..... 4 C-Cell batteries.
- Battery Life..... Approximately 16 hours.

### Standard Frequencies

- Sonde..... 512 Hz.
- Active Line Trace ..... 128 Hz, 1 kHz, 8 kHz, 33 kHz, 262 kHz.
- Passive AC Line Trace..... 60 Hz, 50 Hz.

### Additional Frequencies

- Sonde..... 16 Hz, 640 Hz, 850 Hz, 8 kHz, 16 kHz, 33 kHz.
- Active Line Trace ..... 65 kHz, 200 kHz.

### Standard Equipment

- Hard Plastic Carrying Case.
- Surface Markers and Clip.
- Instructional DVD.
- Operator's Manual.
- 4 C-Cell batteries.

For users that locate both remote transmitters and energized lines on a regular basis, NaviTrack II is the fastest, easiest, most versatile locator.



Catalog No.	Description	Weight	
		lb.	kg
96967	NaviTrack II Locator	5	2.3
22388	NaviTrack II Carrying Case	9	4.0
12543	Marker Chips and Clip	-	-

## NaviTrack Scout™ Locator



Scout is designed to solve the most demanding remote transmitter (sonde) locates using the same multi-directional locating technology as the full-featured NaviTrack II.

### Easier Locates

The Scout's multi-directional antenna technology sees the entire signal all of the time. Simply maximize the signal strength and you have found the target. No nulls or false peaks to complicate the locate.

### Accuracy

Scout verifies the locate position using a micro-mapping display to mark distinctive poles in front of and behind the target, insuring an accurate locate.

### Automatic Depth

Depth is automatically calculated and displayed when over the target.

### Specifications

- Weight .....3 lbs.
- Power Source.....4 C-Cell batteries.
- Battery Life .....Approximately 24 hours.

### Standard Frequencies

- Sonde.....512 Hz, 640 Hz, 874 Hz, 16 kHz and 33 kHz.
- Line Trace.....128 Hz, 1 kHz, 8 kHz and 33 kHz.
- Passive AC Line Trace.....60 Hz, 50 Hz.

### Standard Equipment

- Hard Plastic Carrying Case.
- Surface Markers and Clip.
- Instructional Video.
- Operator's Manual.
- 4 C-Cell Batteries.

The Scout is ideal for users locating SeeSnake cameras and other sondes who occasionally need to locate energized lines.

Catalog No.	Description	Weight	
		lb.	kg
19238	NaviTrack Scout Locator	3	1.4
20248	Scout Carrying Case	6¼	2.8
12543	Marker Chips and Clip	-	-

## Transmitters

RIDGID offers a range of transmitters for different applications.

NaviTrack Transmitters generate a signal onto the buried cable one of three ways:

- Direct connection using connection cords.
- Induction with the optional inductive signal clamp.
- Induction from the transmitter.

### NaviTrack Line Transmitter – 10 Watt

- For tracing buried cable, TV lines, phone lines and other metallic lines which can carry an electromagnetic signal.
- Fully variable 10 watts of power output.
- Two 25' coil connectors.
- Conductive ground rod.
- Inductive signal clamp (optional accessory).

#### Specifications

- 128 Hz, 1 kHz, 8 Hz, 33 kHz – 10 Watt output power.
- 200 kHz, 262 kHz – 1 Watt output power.
- Power Source: 8 D-Cell Batteries.
- Battery Life: Greater than 120 hours.

Catalog No.	Description	Weight	
		lb.	kg
14818	NaviTrack Line Transmitter	9	4.0
20503	Inductive Signal Clamp	2	0.9



### NaviTrack Brick – 5 Watt

- For tracing buried cable, TV lines, phone lines and other metallic lines which can carry an electromagnetic signal.
- Fully variable 5 watts of power output.
- Lightweight, easy to carry.
- Conductive ground rod.
- Two 10' connectors.

#### Specifications

- 1 kHz, 8 Hz, 33 kHz, 262 kHz.
- Power Source: Six C-Cell Batteries.
- Battery Life: Greater than 120 hours.

Catalog No.	Description	Weight	
		lb.	kg
20168	NaviTrack Brick Transmitter	2½	1.1
20503	Inductive Signal Clamp	2	0.9





**NEW**

Catalog No.	Description	Weight	
		lb.	kg
20503	Inductive Signal Clamp	2	0.9

### Inductive Signal Clamp

- Allows users to apply a signal to a cable or pipe when direct connection is not possible.
- Compatible with the NaviTrack Transmitter and the NaviTrack Brick Transmitter.



### Remote Transmitter

- Can be attached to a drain cleaning cable or a water jet hose to locate the Remote Transmitter in a line.
- Flashing LED indicates that sonde is transmitting.

Catalog No.	Description
16728	Remote Transmitter, 512 – AAA
19263	Adapter for 5/8" & 3/4" Drum Machine Cables
19268	Adapter for 7/8" Sec. & 1/2" Drum Machine Cables
19273	Adapter for 5/8" Sec. & 3/8" Drum Machine Cables
19258	Adapter for 1 1/4" Sectional Cable



### Floating Transmitter

- Ideal for locating septic tanks.
- 512 Hz signal.
- Flashing LED indicates that sonde is transmitting.
- Flushable.
- Battery-powered.

Catalog No.	Description
19793	Float Sondes (2), Plus Extra Battery



### SeeSnake Flexmitter

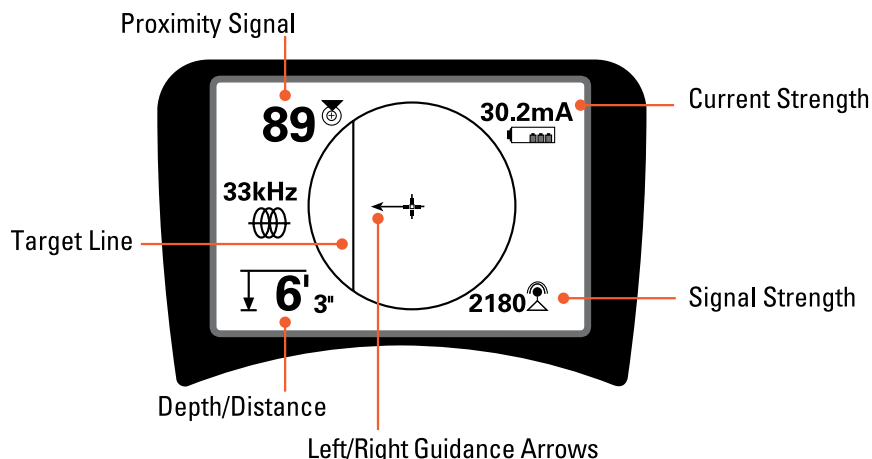
- With a SeeSnake Flexmitter you can locate a camera in a line (now standard with all SeeSnake reels).
- If your SeeSnake camera isn't equipped with a transmitter, you can upgrade your camera with a Flexmitter.

Catalog No.	Description
15323	SeeSnake Flexmitter in-line transmitter
15828	Mini-SeeSnake Flexmitter

## SeekTech Utility Line Locator



RIDGID's new line of locating equipment meets the most demanding needs of the locating professional. Built to make even difficult locates easy, SeekTech is the only line locator that uses omni-directional antennas, guidance arrows and an easy to read mapping display to lead you quickly and accurately to the target line.



The antennas power the large mapping display which provides all the information you need to locate underground utilities with ease and confidence.

### Performance

The Mapping Display confirms a good locate signal and identifies distortion in congested areas using:

- Target Line – Guides the operator down the line and shows changes in direction.
- Left-Right Guidance Arrows – Point the operator to the target utility.
- Proximity Signal and Signal Strength – Helps the operator center the locator closer to the target for more confident locates.

Other features include:

- Continual Depth – Increases productivity by showing depth changes in real time.
- Current Strength – Identifies current on target line for faster diagnosis of complex locates.

### Specifications

Active Line Trace Frequencies .....	128 Hz, 1kHz, 8kHz, 33kHz.
Passive Power Trace .....	50 Hz, 60 Hz, <4kHz Broadband.
Passive Radio Trace .....	4kHz-15kHz, 15kHz-36kHz.
Sonde Frequencies.....	16Hz, 512Hz, 640 Hz, 16 kHz, 33kHz.
Power Source .....	4 C-Cell Batteries.
Battery Life.....	Approximately 16 Hours.
Weight.....	4 lbs. (2.0 kg).



## Transmitters

RIDGID offers a range of transmitters for energizing buried metallic lines. Combine the SeekTech with either the ST-305 or ST-510 Transmitter for your complete locating package.



ST-305 and ST-510 transmit signal onto a buried metallic line or cable in one of three ways:

- Direct Connection using attached Clips.
- Induction from the Transmitter Coils.
- Induction from the optional Inductive Signal Clamp.

### RIDGID SeekTech ST-510

- Fully variable 10 watts of power output.
- Two 25' coil connectors.
- Conductive ground rod.
- Inductive Signal Clamp (optional accessory).

#### Specifications:

Frequencies ..... 128 Hz, 1kHz, 8kHz, 33kHz, 262kHz.  
 Output Power ..... 10 Watt, Variable.  
 Weight ..... 9 lbs. (4.0 kg).  
 Maximum Open Circuit Voltage ... 240VAC 50/60 Hz.  
 Power Source ..... 8 D-Cell Batteries.



### RIDGID SeekTech ST-305

- Fully variable 5 watts of power output.
- Two 10' coil connectors.
- Conductive ground rod.
- Inductive Signal Clamp (optional accessory).

#### Specifications:

Frequencies ..... 1kHz, 8kHz, 33kHz, 262 kHz.  
 Output Power ..... 5 Watt, Variable.  
 Output ..... 2 frequencies simultaneous.  
 Weight ..... 2½ lbs. (1.1 kg).  
 Maximum Open Circuit Voltage ... 240VAC 50/60 Hz.  
 Power Source ..... 6 C-Cell Batteries.




### RIDGID SeekTech Inductive Signal Clamp

- Allows user to apply a signal to cable or pipe when direct connection is not possible.
- Compatible with all SeekTech transmitters.
- LED lights indicate when active and when transmitting signal.



### Ordering Information

Catalog No.	Description	Weight	
		lb.	kg
21893	SeekTech SR-20 Line Locator (Includes Case)	4	2.0
21898	SeekTech ST-305 Transmitter (5 watts)	2½	1.1
21903	SeekTech ST-510 Transmitter (10 watts)	9	4.0
20973	SeekTech 4" Inductive Signal Clamp	2	0.9
22173	SeekTech SR-20 Hard Case	9	4.0
16728	Remote Transmitter, 512-AAA	—	—



## Drain Cleaning

- Wide selection from a single source – “The Right Machine for Every Job”.
- A legacy of innovation and quality.



Type	No. of Models	Length (ft.)	Page No.
<b>Hand Tools</b>			
Toilet Augers	4	3 – 6	12.4
Grappler Hook	1	6	12.4
Flat Sewer Tape	10	10 – 25	12.5
Cable Rust Inhibitor	2	–	12.5
Hand Spinners	3	25	12.6
<b>Sink Machines</b>			
Auto-Spin®	1	30	12.7
K-39/K-40	9	25 – 35	12.8-12.11
<b>Drum Machines</b>			
Up to 4" Capacity	12	50 – 100	12.12 – 12.15, 12.22
Up to 6" Capacity	3	50 – 200	12.16 – 12.17, 12.23
Up to 8" Capacity	6	25 – 200	12.18 – 12.19
Up to 10" Capacity	9	25 – 250	12.20 – 12.21
<b>Sectional Machines</b>			
Up to 4" Capacity	11	Up to 175	12.24 – 12.29
Up to 8" Capacity	6	Up to 200	12.30 – 12.31
Up to 10" Capacity	7	Up to 300	12.32 – 12.33
<b>Rodder Machines</b>			
Up to 24" Capacity	2	Up to 500	12.34 – 12.35
<b>Water Jetting Machines</b>			
Up to 4" Capacity	4	25 – 200	12.36 – 12.37
Up to 6" Capacity	2	50 – 200	12.38 – 12.39
Up to 8" Capacity	2	35 – 300	12.40 – 12.41
<b>Pumps</b>			
Sump	9	–	12.44
Utility	5	–	12.45
Sewage	3	–	12.46

# Drain Cleaning

## Hand Tools



	Page
Toilet Augers.	12.4
Grappler Hook.	12.4
Flat Sewer Tape.	12.5
Hand Spinners.	12.6

## Sink Machines



*Easily portable, compact and lightweight.*

Line Size	Application	Model	Page
¾" to 2½"	Bathroom/lavatory/kitchen sinks, tub/shower, urinal and laundry tub drains.	Auto-Spin / K-39/K-40	12.7 - 12.11

## Drum Machines



*Professional machines deliver high torque to clear obstructions.*

- Power and torque.
- Cable-saving features.
- Superior maneuverability.

Line Size	Application	Model	Page
1½" to 4"	Bathroom/lavatory/kitchen, sinks, tub/shower, urinal, laundry tub, roof vents and indoor floor drains.	K-380	12.12
		K-375R	12.22
¾" to 4"	Bathroom/lavatory/kitchen, sinks, tub/shower, urinal, laundry tub, roof vents and indoor floor drains.	K-3800	12.14
3" to 6"	House laterals/main drains/floor drains.	K-6200	12.16
3" to 8"	Laterals, main lines, commercial lines.	K-750	12.18
		K-750R	12.23
3" to 10"	Laterals, main lines, commercial lines.	K-7500	12.20

## Sectional Machines



*High-speed cutting action to drill through obstructions.*

- Power and speed with total cable control.
- Lightweight and portable.

Line Size	Application	Model	Page
¾" to 4"	Bathroom/lavatory/kitchen sinks, tub/shower, urinal, laundry tub, roof vents and indoor floor drains.	K-50	12.24
1¼" to 4"	Sink lines, roof vents and floor drains.	K-60SP	12.26
1¼" to 4"	Sink lines and floor drains.	K-75	12.28
2" to 8"	Floor/secondary lines, laterals and main lines.	K-1500	12.30
2" to 10"	Laterals and main lines, commercial lines.	K-1500SP	12.32
2" to 10"	Laterals and main lines, commercial lines – gasoline engine powered for remote locations.	K-1500G	12.33

## Rodder Machines



*Designed specifically for larger diameter lines.*

Line Size	Application	Model	Page
8" to 24"	Straight main work in municipalities, universities, institutions and industry.	K-1000	12.34

## Water Jetters



*Water jetting machines are ideal for clearing grease, sludge or soap-clogged lines.*

Line Size	Application	Model	Page
1¼" to 4"	Sink lines/floor/secondary lines.	KJ-1350 KJ-1750	12.36
1¼" to 4"	Sink lines/floor/secondary lines/laterals.	KJ-2200	12.38
2" to 8"	Sink lines/floor/secondary lines/laterals/main lines.	KJ-3000	12.40

## Pumps



*High quality, performance and dependability.*

Type	Features	Page
Sump	Available with flood alarm and battery back-up.	12.44
Utility	Electric and gas-powered models available.	12.45
Sewage	Residential and commercial models available.	12.46

## Toilet Augers




### K-3/K-6 Toilet Augers

High quality tools in 3' and 6' lengths provide fast and safe clearing of toilet obstructions. Features include:

- Vinyl guard to protect porcelain.
- New durable, kink-resistant, 1/2" compression-wrapped Inner Core Cable.
- Large, ergonomically designed handles.
- Negotiate water-conserving toilets.
- Available in either drop head or bulb head models.

Catalog No.	Model No.	Description	Weight		Standard Pack	Replac. Cables
			lb.	kg		
59787	K-3	3' Toilet Auger w/Bulb Head	4½	1.9	6	–
59792	K-3 DH	3' Toilet Auger w/Drop Head	4½	1.9	6	–
59797	K-6	6' Toilet Auger w/Bulb Head	4½	1.9	6	60362
59802	K-6 DH	6' Toilet Auger w/Drop Head	4½	1.9	6	60367

## Grappler Hook



### K-5 Grappler Hook

- Retrieves rocks, tools, objects.
- Extends your reach 6' for even the deepest traps.

Catalog No.	Model No.	Description	Weight	
			lb.	kg
59190	K-5	Grappler Hook	5	2.3

## Sewer Tape



### One-Piece Flat Sewer Tape

- Sizes and lengths for use on sewer and drain lines through 8" (200mm) in diameter and up to 100' (30m) in length.
- Carrier included with all except 25' model.
- All models have a hand grip and a spear point at one end and roller ball at the other.

Catalog No.	Model No.	Description						Line Capacity		Weight									
		Width		Thickness		Length		in.	mm	lb.	kg								
		in.	mm	in.	mm	ft.	m												
<b>One-Piece Tapes</b>																			
62530	E-2724	½	12	¼	2	25	7.6	¾	20	3	1.4								
62535	E-2725					50	15.2					Thru	Thru	6	2.7				
62540	E-2726					75	22.8									1½	40	9	4.1
62545	E-2727					100	30.4												
62555	E-2729	¾	20	¼	2	50	15.2	2	50	8	3.6								
62565	E-2731					100	30.4					Thru	Thru	18	8.2				
62595	E-2737	¾	20	½	3	50	15.2	4	100	16	7.3								
62605	E-2739					100	30.4					Thru	Thru	34	15.4				
62615	E-2741	1	25	¼	3	50	15.2	4	100	22	10.0								
62625	E-2743					100	30.4					Thru	Thru	45	20.4				

## Cable Rust Inhibitor



Cable Rust Inhibitor

RIDGID Cable Rust Inhibitor is ideal for helping prevent the premature failure of cables caused by rust. Regular application of RIDGID Cable Rust Inhibitor significantly increases life of drain cleaning cables.

- Available in quart or gallon bottles.
- Extends the life of cables.
- Ideal for cleaning and lubricating cables.
- Available in the U.S. only.

Catalog No.	Description	Weight		Std. Pack
		lb.	kg	
59982	Cable Rust Inhibitor 1 QT.	2½	1.2	12
59987	Cable Rust Inhibitor 1 GAL.	8½	3.8	6

## Hand Spinners



### K-26 Hand Spinner

Ideal for users seeking excellent performance and value. Features include:

- Slip-resistant collet chuck that grips/ungrips cable with the flick-of-the-wrist.
- $\frac{5}{16}$ " x 25' hollow core cable with bulb head auger.
- Rotary molded plastic drum that won't rust or dent – cleans easily.
- Open drum design that permits access to cable and allows application of Cable Rust Inhibitor (see pg. 12.5).

Catalog No.	Model No.	Description	in. x ft.	mm x m	Weight	
					lb.	kg
59812	K-26	Hand Spinner w/C1 Bulb Head Cable	$\frac{5}{16}$ " x 25'	8 x 7.6	6	2.7



### K-25 Hand Spinner

The professional's choice for many years, the K-25 Hand Spinner offers premium quality. It's the ideal tool for the user who demands the best. Features include:

- Premium-quality, precision machined, 3-jaw chuck to firmly secure cable. Loosens/tightens with the flick-of-the-wrist.
- Cast aluminum ribbed hand grip that won't slip in your hand.
- Rotary molded plastic drum that won't dent or rust – cleans easily.
- Available in bulb head and drop head models.  $\frac{5}{16}$ " x 25' vinyl-wrapped inner core, kink-resistant cables.
- Well balanced for comfortable operation.
- Capacity for 35' x  $\frac{5}{16}$ ".

Catalog No.	Model No.	Description	in. x ft.	mm x m	Weight	
					lb.	kg
58890	K-25-BP	Hand Spinner with C-11C Bulb Auger Cable	$\frac{5}{16}$ " x 25'	8 x 7.6	8	3.6
58895	K-25-DH	Hand Spinner with C-21C Drop Head Cable	$\frac{5}{16}$ " x 25'	8 x 7.6	8	3.6



## Auto-Spin Sink Machine



- Two-Way AUTOFEED® advances and retrieves the drain cleaning cable with the simple push of a lever keeping you and the work area clean.
- Guide hose gives you the ability to get to those hard to reach areas. The guide hose completely contains the rotating cable to eliminate cleanup and protect fixtures.
- Rugged impact and rust-resistant housing.
- Handle integrated with AUTOFEED holder so your Auto-Spin is easy to transport and store.
- Foot bulb controls the ON/OFF operation to free your hands for optimal control.
- 30' MAXCORE cable with an inner core for increased strength and longer life.

### Specifications

- Motor Rating: 115V, single phase, AC 1.1 Amp, 60Hz.
- Motor Operating Speed: 450 RPM.
- Cable: ¼" x 30' MAXCORE
- Line Capacity: ¾" - 1½".
- CSA approved



Catalog No.	Model No.	Description	in. x ft.	mm x m	Weight	
					lb.	kg
19148	Auto-Spin	Auto-Spin	¼ x 30	6.35 x 9.14	10	4.5
21338	Auto-Spin	Replacement Cable	¼ x 30	6.35 x 9.14	½	0.6



## K-39 Sink Machine



K-39AF quickly opens clogged tub lines. Advance and retrieve cable without reversing motor.



The 3/8" cable in the K-39-5 and K-39-7 extends machine's capacity to 2 1/2" drain lines.

### 3/4" to 2 1/2" (19-64mm) Capacity

- Excellent for small line cleaning. Opens clogged lavatory, sink lines, urinals, and tub/shower drains.
  - 5/16" cables best for 3/4" to 1 1/2" lines.
  - 3/8" cables best for 1 1/4" to 2 1/2" lines.
- Available in 2 styles: Manual & AUTOFEED.
  - Both have slide action chuck for quick locking/releasing of cable.
  - Advanced two-way feed keeps hands off cable – advances & retrieves cable with push of a lever.
- Lightweight, easy-to-use, no set up required.
- Variable speed power unit rotates cable 0-450 RPM's.
- Two piece twist lock canister with interchangeable inner drum.
  - Makes cable changeout simple; easy to match the right cable to the job.
  - Inner drum prevents water leaks and greatly reduces cable flip over.
  - Drums won't rust or dent – ever.
- Drum Capacity: 50' of 5/16" (15m/8mm) or 35' of 3/8" (11m/10mm).
- CSA approved.

K-39AF



K-39



K-39AF Machine with Slide Action Chuck and AUTOFEED			Order Information				K-39 Machine with Slide Action Chuck		
Catalog No.		Model No.	Description	Weight		Model No.	Catalog No.		
115V	230V			lb.	kg		115V	230V	
21888	n.a.	K-39AF	Machine with: – C-11C, 5/16" x 25' Inner Core Cable w/Inner Drum.	11	5.0	K-39	68057	68097	
23508	n.a.	K-39AF-1	Machine with: – C-11C, 5/16" x 25' Inner Core Cable w/Inner Drum. – C-6429 Carrying Case	27	12.2	K-39-1	68062	68102	
23513	n.a.	K-39AF-5	Machine with: – C-11C, 5/16" x 25' Inner Core Cable w/Inner Drum. – C-6, 3/8" x 35' Cable w/Inner Drum. – T-250, Five-Piece Tool Set for 3/8" Cable. – C-6429 Carrying Case	34	15.4	K-39-5	68067	68107	
23518	n.a.	K-39AF-7	Machine with: – C-11C, 5/16" x 25' Inner Core Cable w/Inner Drum. – C-6, 3/8" x 35' Cable w/Inner Drum. – C-21, 5/16" x 50' Cable w/Inner Drum. – T-250, Five-Piece Tool Set for 3/8" Cable. – C-6429 Carrying Case	42	19.0	K-39-7	68072	68112	
n.a.	n.a.	–	Cordless Machine with: – 12-BP Battery Pack – 12-BC Battery Charger – C-1, 5/16" x 25' Cable w/Inner Drum.	13	5.9	K-39B	68137	n.a.	
23523	n.a.	K-39B-AF-1	Cordless Machine with: – Two 12-BP Battery Packs – 12-BC Battery Charger – C-1, 5/16" x 25' Cable w/Inner Drum. – C-6429 Carrying Case	29	13.2	K-39B-1	68142	n.a.	

## Inner Core Cables

(Models C-11C, C-61C, C-131C, C-21C, C-231C)



- Vinyl-wrapped inner core to prevent core from rusting to spring – enhances cable life.
- Compression wound for strength.
- Resists kinking; negotiates tough bends and traps.
- Provides good flexibility and cleaning power to the cable end.



K-39-5 shown above includes T-250 Tool Set:

- T-203 Bulb Auger.
- T-205 "C" Cutter.
- T-210 Spade Cutter.
- T-217 Drop Head Auger.
- A-13 Pin Key.



The drum front and inner drum makes changing cables quick and easy.

## Cables

	Catalog No.	Model No.	Description	Weight	
				lb.	kg
1/4" - 6mm	50647	S-1	15' with Bulb Auger	2 1/4	1.0
	50652	S-2	25' with Bulb Auger	3 1/2	1.6
	50657	S-3	35' with Bulb Auger	5	2.2
5/16" - 8mm	62225	C-1	25' (7.6m) with Bulb Auger	3 1/2	1.6
	56782	C-11C	25' (7.6m) Inner Core w/Bulb Auger	4	1.8
	89400	C-21	50' (15.2m) with Bulb Auger	7	3.2
	56792	C-131C	35' (10.7m) with Bulb Auger	5 1/2	2.5
	62235	C-2	25' (7.6m) with Drop Head Auger	3 1/2	1.6
	56787	C-21C	25' (7.6m) Inner Core w/Drop Head Auger	4	1.8
3/8" - 10mm	89405	C-22	50' (15.2m) with Drop Head Auger	7	3.2
	56797	C-231C	35' (10.7m) with Drop Head Auger	5 1/2	2.5
	62245	C-4	25' (7.6m) with Male Coupling	4 1/2	2.0
	62250	C-5	35' (10.7m) with Bulb Auger	8 1/4	3.8
	62260	C-6	35' (10.7m) with Male Coupling	8 1/4	3.8
	96037	C-61C	35' (10.7m) with Male Coupling	8 1/2	4.0

## Tools – Fits C-4, C-6 and C-61C Cables

	Catalog No.	Model No.	Description	Replacement Blade(s)
	62067	T-201A	Straight Flex Auger	–
	62990	T-201	Straight Auger, 5" Long	–
	62995	T-202	Bulb Auger, 1 1/8" O.D.	–
	63000	T-203	Bulb Auger, 7/8" O.D.	–
	55457	T-225	Retrieving Auger	–
	63065	T-217	Drop Head, 4" Long	–
	54837	T-204	"C" Cutter 1"	54832
	63005	T-205	"C" Cutter 1 3/8"	97835
	63010	T-206	Funnel Auger, 3" Long	–
	63030	T-210	Grease Cutter, 1"	97905
	63035	T-211	Grease Cutter, 1 3/8"	97825
	63040	T-212	Grease Cutter, 1 3/4"	92850
	63045	T-213	4-Blade Cutter, 1"	97795
	63050	T-214	4-Blade Cutter, 1 3/8"	97910
	63055	T-215	4-Blade Cutter, 1 3/4"	97915
	52812	T-230H-D	"C" Cutter, 2"	92815
	52817	T-231	H-D "C" Cutter, 2 1/2"	92820
	52822	T-232	H-D "C" Cutter, 3"	92835
	48482	T-250	Tool Set includes: T-203, T-205, T-210, T-217, A-13	–

## Accessories

Catalog No.		Model No.	Description
115V	230V		
18658	18658	12-BP	12V Cordless Battery Pack
18663	18663	BC-12	12V Charger
	68917		K-39 Inner-Drum
	89410	C-6429	Carrying Case
	76817		C-6 Cable Kit incl. Inner Drum, C-6 Cable Torque Arm, T-250 Tool Set
	98072		C-61C Cable Kit including: Inner Drum, C-61C Cable, Torque Arm, T-250 Tool Set
	23908	A-39AF	Drum Front and AUTOFEED Assembly
	23913		Replacement AUTOFEED Cartridge

## K-40 Sink Machine

### For 3/4" to 2 1/2" (32 - 64 mm) Drain Lines

The K-40 Sink Machine is ideal for cleaning small secondary drain lines from 3/4" to 2 1/2". The K-40 sits flat on the floor or countertop and also tips onto its back for easy access to sink drains and bathtubs full of water. The K-40G PF practically eliminates job site clean-up thanks to the patented Guide Hose AUTOFEED accessory that completely contains the rotating cable and eliminates any waste water splashing or spraying.

- 1/8 HP induction motor quietly delivers enough torque to clear even the toughest blockages.
- Premium-quality, compression-wound inner core cable combines strength and flexibility to resist kinking.
- Two-piece "twist lock" drum housing will not dent or corrode and allows easy access to the inner drum and cable.
- Special inner drum design virtually eliminates cable flip-over and drum leakage.
- The AUTOFEED unit automatically advances and retrieves the cable making the job faster, cleaner and easier.
- AUTOFEED machine includes exclusive C-13IC-SB Speed Bump Cable, featuring a cable end indicator to limit cable damage.
- CSA approved.
- Approved to UL standards (NRTL).



Model K-40G PF



Model K-40B



Model K-40G PF in Vertical Position

### Machine Options

Catalog No.		Model No.	Description	Weight	
115V	230V			lb.	kg
71722	71732	K-40GPF	Machine with: – AUTOFEED – Guide Hose – Mounting Bracket – C-13IC-SB, 5/16" x 35' Speed Bump Cable w/Inner Drum	33	15
78347	N/A	K-40B	Battery Machine with: – (2) 14.4V Battery Packs – 14.4V Battery Charger – AUTOFEED – Guide Hose – Mounting Bracket – C-13IC-SB, 5/16" x 35' Speed Bump Cable w/Inner Drum	24	10.9
71702	71727	K-40	Machine with: – C-13IC, 5/16" x 35' Cable w/Inner Drum	29	13.2

# Drain Cleaning

The K-40 makes the job easier and keeps the work site clean.



**Down the sink:** Press the lever and the cable feeds into the drain. Unique Guide Hose and AUTOFEED combination keeps you right on top of the problem.



**In the tub:** Compact design allows easy access to hard-to-get-to areas like bathtubs and under-sink cabinets, while keeping the cable contained and away from all finished surfaces.

## Cables

	Catalog No.	Model No.	Description	Weight	
				lb.	kg
1/4" - 6mm	50647	S-1	15' with Bulb Auger	2 1/4	1.0
	50652	S-2	25' with Bulb Auger	3 1/2	1.6
	50657	S-3	35' with Bulb Auger	5	2.1
5/16" - 8mm	62225	C-1	25' (7.6m) with Bulb Auger	3 1/2	1.6
	56782	C-11C	25' (7.6m) Inner Core w/Bulb Auger	4	1.8
	89400	C-21	50' (15.2m) with Bulb Auger	7	3.2
	56792	C-131C	35' (10.7m) with Bulb Auger	5 1/2	2.5
	95847	C-131CSB	35' (10.7m) Inner Core Speed Bump with Bulb Auger	5 1/2	2.5
3/8" - 10mm	62235	C-2	25' (7.6m) with Drop Head Auger	3 1/2	1.6
	56787	C-21C	25' (7.6m) Inner Core w/Drop Head Auger	4	1.8
	89405	C-22	50' (15.2m) with Drop Head Auger	7	3.2
	56797	C-231C	35' (10.7m) with Drop Head Auger	5 1/2	2.5
3/8" - 10mm	62245	C-4	25' (7.6m) with Male Coupling	4 1/2	2.0
	62250	C-5	35' (10.7m) with Bulb Auger	8 1/4	3.8
	62260	C-6	35' (10.7m) with Male Coupling	8 1/4	3.8
	96037	C-61C	35' (10.7m) with Male Coupling	8 1/2	4.0

## Tools – Fits C-4, C-6 and C-61C Cables

	Catalog No.	Model No.	Description	Replacement Blade(s)
	62067	T-201A	Straight Flex Auger	–
	62990	T-201	Straight Auger, 5" Long	–
	62995	T-202	Bulb Auger, 1 1/8" O.D.	–
	63000	T-203	Bulb Auger, 7/8" O.D.	–
	55457	T-225	Retrieving Auger	–
	63065	T-217	Drop Head, 4" Long	–
	54837	T-204	"C" Cutter 1"	54832
	63005	T-205	"C" Cutter 1 3/8"	97835
	63010	T-206	Funnel Auger, 3" Long	–
	63030	T-210	Grease Cutter, 1"	97905
	63035	T-211	Grease Cutter, 1 3/8"	97825
	63040	T-212	Grease Cutter, 1 3/4"	92850
	63045	T-213	4-Blade Cutter, 1"	97795
	63050	T-214	4-Blade Cutter, 1 3/8"	97910
	63055	T-215	4-Blade Cutter, 1 3/4"	97915
	52812	T-230	H-D "C" Cutter, 2"	92815
	52817	T-231	H-D "C" Cutter, 2 1/2"	92820
	52822	T-232	H-D "C" Cutter, 3"	92835
	48482	T-250	Tool Set includes: T-203, T-205, T-210, T-217, A-13	–

## Accessories

Catalog No.	Model No.	Description
71762	A-40G PF	AUTOFEED Assembly & Guide Hose for K-40 includes mounting bracket
67962	A-39/40PF	AUTOFEED Assembly for K-40
71757	A-40G	Guide Hose
72702	A-40B	Mounting Bracket
83407	–	Battery
83417	–	Charger
71847	–	Torque Arm
68917	–	Inner Drum
76597	–	Top Roller Bearing Housing Assy.
76817	–	C-6 Cable Kit including Inner Drum, C-6 Cable, Torque Arm, T-250 Tool Set
98072	–	C-61C Cable Kit including Inner Drum, C-61C Cable, Torque Arm, T-250 Tool Set

## K-380 Drum Machine



K-380 with C-32 IW Cable



K-380 with Cart and AUTOFEED

### 230V Machine

Catalog No.	Model No.	Description	Weight	
			lb.	kg
90082	K-380E w/C-32 IW	K-380 Export Machine w/Gloves & Std. Equipment – C-32 IW 3/8" x 75' Solid Core (Integral Wound) Cable – T-260 Tool Set	68.1	31

### For 1 1/2" to 4" (32-100mm) Drain Lines

The K-380 offers several unique, user-friendly features to make the toughest drain cleaning jobs easier and hassle free. Designed with an ultra-modern style and sleek profile, the K-380 is a good fit for drain cleaners, service plumbers, facility and institutional maintenance departments and property management companies. Several new features include:

- Patented Cable Control System – Causes the drum to stop spinning when the blade becomes lodged in a blockage. Limits potential for cable flipover and warns operator when blockages are encountered.
- Contemporary Style Drum Design – Rugged, corrosion-resistant, polyethylene drum is rust and dent proof and features larger access holes to drum interior. Positioned 90 degrees to the floor for better cable control.
- New "Solid Core" Cable – Uses tough 3/8" or 1/2" Integral Wound (IW) solid core cable that is rugged and kink resistant.
  - 3/8" available in 50', 75' and 100' lengths.
  - 1/2" available in 50' and 75' lengths.
- AUTOFEED – Offered as an accessory, this patented automatic cable feed delivers cable into the drain with minimal hands-on effort. Reverse the direction of the AUTOFEED and the cable feeds back into the drum.
- Drum capacity is 100' of 3/8" (30m/10mm) or 75' of 1/2" (23m/12mm) continuous length cable:
  - 3/8" cable best for 1 1/2" to 3" lines up to 100'.
  - 1/2" cable best for 2" to 4" lines up to 75'.
- 1/3 HP motor spins cable at 190RPM, CSA approved.
- Approved to UL standards (NRTL).


### 115V Machine Options

Catalog No.	Model No.	Description	Weight	
			lb.	kg
87287	K-380 w/C-31 IW	K-380 Machine w/Gloves & Std. Equipment – C-31 IW 3/8" x 50' Solid Core (Integral Wound) Cable – T-260 Tool Set Includes: – T-202 Bulb Auger – T-205 "C" Cutter – T-211 Spade Cutter – A-13 Coupling Pin	60	27.2
84522	K-380 w/C-32 IW	K-380 Machine w/Gloves & Std. Equipment – C-32 IW 3/8" x 75' Solid Core (Integral Wound) Cable – T-260 Tool Set	68	31
87327	K-380PF CT w/C-32 IW	K-380 Machine w/Gloves & Std. Equipment – Two-Wheel Cart – AUTOFEED – C-32 IW 3/8" x 75' Solid Core (Integral Wound) Cable – T-260 Tool Set	79	36
87292	K-380 w/C-44 IW	K-380 Machine w/Gloves & Std. Equipment – C-44 IW 1/2" x 50' Solid Core (Integral Wound) Cable – T-260 Tool Kit	68	31
87297	K-380 w/C-45 IW	K-380 Machine w/Gloves & Std. Equipment – C-45 IW 1/2" x 75' Solid Core (Integral Wound) Cable – T-260 Tool Set	81	37
87332	K-380PF CT w/C-45 IW	K-380 Machine w/Gloves & Std. Equipment – Two-Wheel Cart – AUTOFEED – C-45 IW 1/2" x 75' Integral Wound Cable – T-260 Tool Set	93	42

# Drain Cleaning

## IW (Integral Wound) Solid Core Cables

	Catalog No.	Model No.	Description	Weight	
				lb.	kg
3/8" - 10mm	87577	C-31IW	50' (15m) IW Cable	18	8.2
	87582	C-32IW	75' (23m) IWCable	26	11.8
	87587	C-33IW	100' (30m) IW Cable	34	15.4
	91037	-	Repair End for IW Cable	0.5	0.2
1/2" - 12mm	87592	C-44IW	50' (15m) IW Cable	27	12.2
	87597	C-45IW	75' (23m) IW Cable	39	17.7
	91042	-	Repair End for 1/2" IW Cable	0.6	0.3



## Tools – Fits C-31IW, C-32IW, C-33IW, C-44IW and C-45IW

	Catalog No.	Model No.	Description	Replacement Blade(s)
	62990	T-201	Straight Auger, 5' Long	—
	62995	T-202	Bulb Auger, 1 1/8" O.D.	—
	63000	T-203	Bulb Auger 7/8" O.D.	—
	63065	T-217	Drop Head, 4" Long	—
	63005	T-205	"C" Cutter	97835
	63010	T-206	Funnel Auger, 3" Long	—
	63015	T-207	Spiral Cutter, 1 1/4"	97840
	63020	T-208	Spiral Cutter, 1 1/2"	97895
	63025	T-209	Spiral Cutter, 2"	97900
	63030	T-210	Grease Cutter, 1"	97905
	63035	T-211	Grease Cutter, 1 3/8"	97825
	63040	T-212	Grease Cutter, 1 3/4"	92850
	63045	T-213	4-Blade Cutter, 1"	97795
	63050	T-214	4-Blade Cutter, 1 3/8"	97910
	63055	T-215	4-Blade Cutter, 1 3/4"	97915
	63060	T-216	Chain Knocker, 2"	98000
	49002	T-260	Tool Set (3/8" - K-380) – T-202 Bulb Auger – T-205 "C" Cutter – T-211 Spade Cutter – A-13 Pin Key	—
	12128	T-240	Tool Set (3/8" - K-380) – T-202 Bulb Auger – T-211 Spade Cutter – A-13 Pin Key	—

## Accessories

	Catalog No.	Model No.	Description	Weight	
				lb.	kg
	41937	—	Pair Of Gloves	1/2	0.2
	59230	A-13	Pin Key For 3/8" Cable	—	—
	59225	A-12	Pin Key For 1/2" Cable	—	—
	59782	—	Two-Wheel Transport Cart	18	8.2
	87337	—	AUTOFEED Assembly	2	0.9
	59982	—	Cable Rust Inhibitor – 1 Qt.	2 1/2	12
	59987	—	Cable Rust Inhibitor – 1 Gal.	8 1/2	6
	87077	—	K-380 Drum Assembly	10	4.5
	92607	—	3/8" x 1/2" Tool Adaptor	1/2	0.2
	92682	—	3/8" x 1/2" Drop Head Adaptor	1/2	0.2
	92687	—	Coupling 1/2" Drop Head Tool	1/2	0.2



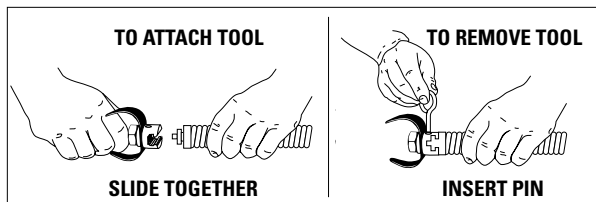
Always start with a straight auger to try and determine what you are trying to clean. Then chose the correct cutter to clear the drain.

# Drain Cleaning

## K-3800 Drum Machine



Model K-3800



For C-4, C-6, C-61C, C-7, C-8, C-9, C-10, C-11, C-12, C-14, C-15, C-31, C-32, C-33, C-44, C-45, and C-46 & all IW Cables.

### For 3/4" to 4" (19-100mm) Drain Lines

- A powerful, easy to transport, versatile machine for cleaning indoor drains. Requires minimal set-up to clean sink lines, floor drains and roof vents.
- Rugged, corrosion-resistant molded cable drum won't dent or rust. The drum tilt adjusts for proper cable feed angle. Inner-drum guards against cable flip-over.
- Cable drum's quick-release and built-in hand-holds allow easy cable change and transport.
- Standard drum capacity is 100' of 3/8" or 90' of 1/2" (30m/10mm or 27m/12mm) continuous length cable:
  - 3/8" cable best for 1 1/2" to 3" lines up to 100'.
  - 1/2" cable best for 2" to 4" lines up to 90'.
- Optional sink drum holds up to 50' of 5/16" or 1/4" (15m/8mm) cable.
  - Ideal for cleaning through 3/4" to 1 1/2" sink traps.
- Powerful 1/2 HP Universal Motor spins cable at 240 RPM. When cable hits blockage, motor gears down automatically to deliver more power and enhance operator control.
- Tools connect to cable in seconds.
- CSA approved.
- Approved to UL standards (NRTLCL).
- IW (Integral Wound) cables available. IW cables are slightly stiffer and kink resistant. All IW cables use 3/8" T-200 series cutters.

### Machine Options

Catalog No.	115V	220-240V	Model No.	Description	Weight	
					lb.	kg
53107	59462		K-3800	K-3800 Machine w/Gloves	42	19.0
53112			K-3800 w/C-31	K-3800 Machine w/Std. Equip. – C-31, 3/8" x 50' Cable – T-202 Bulb Auger – T-205 "C" Cutter – T-211 Spade Cutter – A-13 Pin Key – Pair of Gloves	65	29.5
53117	63827		K-3800 w/C-32	K-3800 Machine w/Std. Equip. – C-32, 3/8" x 75' Cable – T-202 Bulb Auger – T-205 "C" Cutter – T-211 Spade Cutter – A-13 Pin Key – Pair of Gloves	71	32.2
53122	63822		K-3800 w/C-45	K-3800 Machine w/Std. Equip. – C-45, 1/2" x 75' Cable – T-102 Funnel Auger – T-142 Knife Blade Cutter – T-107 Spade Cutter – A-12 Pin Key – Pair of Gloves	83	37.7
53127			K-3800 w/C-46	K-3800 Machine w/Std. Equip. – C-46, 1/2" x 90' Cable – T-102 Funnel Auger – T-142 Knife Blade Cutter – T-107 Spade Cutter – A-12 Pin Key – Pair of Gloves	91	41.3



## Inner Core (IC) Cables –

Good flexibility and more cleaning power to the cable end.

	Catalog No.	Model No.	Description	Weight	
				lb.	kg
3/8" - 10mm	37842	C-31	50' (15m) IC Cable	18	8.2
	37847	C-32	75' (23m) IC Cable	26	11.8
	37852	C-33	100' (30m) IC Cable	34	15.4
	51752	T-122	Repair End	1	0.5
1/2" - 12mm	37857	C-44	50' (15m) IC Cable	27	12.2
	37862	C-45	75' (23m) IC Cable	39	17.7
	37867	C-45HC	75' (23m) Hollow Core Cable	38	17.2
	55467	C-46	90' (28m) IC Cable	47	21.2
	59917	T-121	Repair End	3/4	0.8

## Integral Wound (IW) Cables –

Wound tighter on the inner core creating a solid assembly.

	Catalog No.	Model No.	Description	Weight	
				lb.	kg
3/8" - 10mm	87577	C-31IW	50' (15m) IW Cable	18	8.2
	87582	C-32IW	75' (23m) IW Cable	26	11.8
	87587	C-33IW	100' (30m) IW Cable	34	15.4
1/2" - 12mm	91037	—	Repair End for IW Cable	1/2	0.2
	87592	C-44IW	50' (15m) IW Cable	18	8.2
	87597	C-45IW	75' (23m) IW Cable	26	11.8
	91042	—	Repair End for 1/2" IW Cable	3/4	0.3

## Sink Drum Cables

	Catalog No.	Model No.	Description	Weight	
				lb.	kg
1/4" - 6mm	50652	S-2	25' (7.6m) w/Funnel Auger	3 1/2	1.6
	50657	S-3	35' (10.7m) w/Funnel Auger	5	2.2
5/16" - 8mm	56782	C-11C	25' (7.6m) Inner Core w/Bulb Auger	4	1.8
	56792	C-13C	35' (10.7m) with Bulb Auger	5 1/2	2.5
	56787	C-21C	25' (7.6m) Inner Core w/Drop Head Auger	4	1.8
	56797	C-23C	35' (10.7m) with Drop Head Auger	5 1/2	2.5

## Accessories

	Catalog No.	Model No.	Description	Weight	
				lb.	kg
	55002	A-380	Standard Drum for 3/8", 1/2" Cable	12 1/2	5.6
	55007	A-381	Sink Drum for 5/16", 1/4" Cable	12 1/2	5.6
	55012	A-381-A	Sink Drum with 25' x 5/16" IC Cable w/Bulb Head	16 1/2	7.5
	41937	—	Pair Of Gloves	1/2	0.2
	59230	A-13	Pin Key For 3/8" Cable	1/2	0.2
	59225	A-12	Pin Key For 1/2" Cable	1/2	0.2
	55017	—	Transport Cart	18	8.2
	60087	A3800 PF.	Power Feed	7 7/8	3.3
	62412		Front Guide Hose Adaptor Kit	3 1/2	1.6
	59982		Cable Rust Inhibitor 1 QT.	2 1/2	12
	59987		Cable Rust Inhibitor 1 GAL.	8 1/2	6

## Tools Fit 3/8" IC, 3/8" IW and 1/2" IW Cables

C-31, C-32, C-33, C-31IW, C-32IW, C-33IW, C-44IW and C-45IW

	Catalog No.	Model No.	Description	Replacement Blade(s)
	62990	T-201	Straight Auger, 5" Long	—
	62995	T-202	Bulb Auger, 1 1/8" O.D.	—
	63000	T-203	Bulb Auger 7/8" O.D.	—
	63065	T-217	Drop Head, 4" Long	—
	54837	T-204	"C" Cutter, 1"	54832
	63005	T-205	"C" Cutter, 1 1/8"	97835
	63010	T-206	Funnel Auger, 3" Long	—
	63015	T-207	Spiral Cutter, 1 1/4"	97840
	63020	T-208	Spiral Cutter, 1 1/2"	97895
	63025	T-209	Spiral Cutter, 2"	97900
	63030	T-210	Grease Cutter, 1"	97905
	63035	T-211	Grease Cutter, 1 3/8"	97825
	63040	T-212	Grease Cutter, 1 3/4"	92850
	63045	T-213	4-Blade Cutter, 1"	97795
	63050	T-214	4-Blade Cutter, 1 3/8"	97910
	63055	T-215	4-Blade Cutter, 1 3/4"	9791
	63060	T-216	Chain Knocker, 2"	98000
	49002	T-260	Tool Set: T-202 Bulb Auger, T-205 "C" Cutter, T-211 Spade Cutter, A-13 Pin Key	—
	12128	T-240	Tool Set (3/8"): T-202 Bulb Auger, T-211 Spade Cutter, A-13 Pin Key	—

## Tools Fit 1/2" IC Cables

C-44, C-45 and C-46

	Catalog No.	Model No.	Description	Replacement Blade(s)
	62850	T-101	Straight Auger	—
	62855	T-102	Funnel Auger	—
	62865	T-104	"H" Cutter, 2 1/2"	97800
	62870	T-105	Grease Cutter, 2 1/2"	97920
	62875	T-106	Grease Cutter, 3 1/2"	97925
	62880	T-107	Spade Cutter, 1 3/4"	92850
	62930	T-112	4-Blade Cutter, 1 3/4"	97915
	62935	T-113	4-Blade Cutter, 3"	97940
	62940	T-114	Chain Knocker	97985
	54842	T-141	Knife Blade Cutter, 1 1/2"	54847
	54852	T-142	Knife Blade Cutter, 2 1/2"	97800
	54992	T-270	Tool Set: T-102 Funnel Auger, T-142 Knife Blade Cutter, T-107 Spade Cutter, A-12 Pin Key	—
	92687		Drop Head Tool Adaptor 1/2"	—

## K-6200 Drum Machine



Model K-6200



### For 3" to 6" (75-150mm) Drain/Sewer Lines

Superior maneuverability and a small footprint allow easy access to tight work areas. The K-6200 comes equipped with either IC (Inner Core) cable or IW (Integral Wound) cable.

Recommend 5/8" cable for 3" to 6" drain lines up to 200'.

- **Patented Cable Control System** – Causes the drum to slow down when the blade becomes lodged in a blockage. Limits potential for cable flipover.
- **Direct Drive Design** – 4/10 HP universal motor and gearbox bear down as torque builds. Audible warnings let operator know when blockage is encountered. Drum requires no adjustments to stay aligned and tight on drive shaft.
- **Easy Maintenance Construction**– Separate drum and machine in seconds. Inner drum and guide tube remove easily to maintain or replace cable.
- **Designed Durable and Stable** – Low center of gravity frame design and custom kickstand keep machine firmly anchored during operation. Rugged, corrosion-resistant polyethylene drum is rust and dent proof. Double tubular frame is lightweight and designed for extra strength.
- **AUTOFEED and Standard Accessories** – Powerful feed mechanism is built to last and is easily maintained. AUTOFEED, toolbox and selection of cutters included in all models.
- CSA approved.
- Approved to UL standards (NRTL).

### Specifications

**Line Capacity** ..... 3" - 6" Lines, Up to 200 feet

**Drum Capacity** ..... 100' of 5/8" Cable

### Motor:

Type ..... 115V/60 Hz, Reversible, Universal AC Motor

Rating ..... 4/10 HP, 285 RPM

Amps ..... 5.6

**Weight** (Machine & 100 ft. of Cable) ... 180 lbs.

**Length** ..... 29 1/2"

**Height** ..... 43 1/2" (Max)

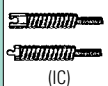


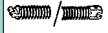

**Width** ..... 18 3/4"

### Machine Options – Power Feed

Catalog No.	Model No.	Description	Weight	
			lb.	kg
95737	K-6200	Machine w/5/8" Pigtail & Standard Accessories	98	44.54
95732	K-6200 w/C-24	Machine, Standard Accessories and 5/8" x 100' Inner Core Cable	180	81.81
93557	K-6200 w/C-24-IW	Machine, Standard Accessories and 5/8" x 100' IW Solid Core Cable	180	81.81

## Cables and Flexible Leaders

- Inner Core (IC) cables provide good flexibility and more cleaning power to the cable end.
- Integral Wound (IW) cables are wound tighter on the inner core creating a solid assembly.








	Catalog No.	Model No.	Description	Weight		
				lb.	kg	
5/8" - 16mm	 (IC)	92460	C-25	25' IC Cable (7.6m)	24	10.9
		92465	C-26	50' IC Cable (15.2m)	43	19.5
		92470	C-27	75' IC Cable (22.9m)	63	28.6
		43647	C-24	100' IC Cable (30.5m)	84	38.1
	 (HC)	32737	C-27HC	75' Hollow Core (22.9m)	52¾	23.9
		58192	C-24HC	100' Hollow Core (30.5m)	70½	32.0
	 IW	95762	C-25 IW	25' IW Cable (7.6m)	24	10.9
		95757	C-26 IW	50' IW Cable (15.2m)	43	19.5
		95752	C-21 IW	75' IW Cable (22.9m)	63	28.6
		95747	C-24 IW	100' IW Cable (30.5m)	84	38.1
	92555	T-458	5/8" x 2' Leader	2	0.85	
	44122	—	5/8" Pigtail	2½	1.13	



Standard Equipment Included In All Machine Options

## Tools and Replacement Blades – Fits 5/8" IC and IW Cables

C-24, C-25, C-26, C-27, C-24IW, C-25IW, C-26 IW, C-27 IW, C-24HC, C-27HC

	Catalog No.	Model No.	Description	Replacement	
				Blade(s)	Holder
	92485	T-403	P-Trap Cutter, 3"	92835	92900
	92490	T-404	P-Trap Cutter, 3½"	92840	92900
	92495	T-406	Spear Blade	92850	92915
	92500	T-407	Retrieving Auger	—	—
	92505	T-408	Sawtooth Cutter	92890	92915
	51762	T-409	H-D Bulb Auger	—	—
	92510	T-411	Double Cutter, 2"	92815	92905
	92515	T-412	Double Cutter, 2½"	92820	92905
	92520	T-413	Double Cutter, 3"	92825	92910
	92525	T-414	Double Cutter, 4"	92830	92910
	92530	T-416	Double Cutter, 6"	92855	92910
	92535	T-432	3-Blade Cutter, 2"	92860	92895
	92540	T-433	3-Blade Cutter, 3"	92865	92895
	92545	T-434	3-Blade Cutter, 4"	92870	92895
	92550	T-436	3-Blade Cutter, 6"	92875	92895

## Standard Accessories

- T-411 2" Double Cutter
- T-413 3" Double Cutter
- T-414 4" Double Cutter
- T-406 Spear Blade
- Pair Reclining Legs
- Pair Work Gloves
- T-458 5/8" x 2' Trap Leader (Not Shown)

## Optional Accessories

Catalog No.	Description
95812	AUTOFEED – K-6200
49032	Front Guide Hose Assembly
95797	Lifting Hook – K-6200
95792	Swivel Loading Wheel Assembly
95802	K-6200 Drum Assy. w/5/8" Pigtail
95807	K-3800 Drum Assy. w/6200 Adapters
95822	K-3800 to K-6200 Adapter Kit Only
59982	Cable Rust Inhibitor 1 QT.
59987	Cable Rust Inhibitor 1 Gal.
91047	Repair Coupling
70032	Gloves

## K-750 Drum Machine



Model K-750

### For 3" to 8" (75-200mm) Drain/Sewer Lines

- Powerful, self-contained machine ideal for lateral lines. Easy to transport, minimal set-up – attach a tool and go.
- AUTOFEED advances, retrieves cable automatically, up to 20' per minute.
- Versatile AUTOFEED adjusts for either 5/8" or 3/4" cable with a twist of a screwdriver.
  - Recommend 5/8" cable for 3" to 6" drain lines up to 150' (75-150mm, 48m).
  - Recommend 3/4" cable for 4" to 8" drain lines up to 200' (100-250mm, 62m).
- Cable spins at 200 RPM.
- Tough, corrosion-resistant cable drum withstands harsh treatment and abuse. It will not dent or corrode and cleans easily.
- Drum holds 100 feet of 3/4" (30m, 19mm) or 125 feet of 5/8" (35m, 16mm) cable and is designed for quick, easy removal.
- Well-balanced design gives machine a lightweight "feel." Transport wheels ease loading into service truck/van.
- Equipped with 1/2 HP induction motor, 115V Models.
- CSA approved.
- Approved to UL standards (NRTLCL).

#### Standard 3/4" Tool Set Includes:

- T-406 Spear Blade Cutter.
- T-407 Retrieving Auger.
- T-411 2" Cutter.
- T-413 3" Cutter.
- T-414 4" Cutter.

#### Standard 5/8" Tool Set Includes:

- T-403 3" P-Trap Cutter.
- T-406 Spear Blade Cutter.
- T-413 3" Cutter.
- T-407 Retrieving Auger.
- T-411 2" Cutter.



Cable advance



Cable retract



K-750 with C-100 shown above

#### Machine Options - AUTOFEED

Catalog No.	Model No.	Description	Weight	
			lb.	kg
41977	44202	K-750 Machine with Gloves and AUTOFEED - 3/4" Pigtail	114	51.9
51402	51407	K-750 Machine with Gloves and AUTOFEED - 5/8" Pigtail	113	51.3
42002	44207	K-750 w/C-75 Machine with One Pair of Gloves, AUTOFEED, Standard 3/4" Tool Set, and: C-75, 75' x 3/4" Cable	206	93.6
42007	44212	K-750 Machine with One Pair of Gloves, w/C-100 zAUTOFEED, Standard 3/4" Tool Set, and: C-100, 100' x 3/4" Cable	234	106.3
42012	44217	K-750 w/C-27 Machine with One Pair of Gloves, AUTOFEED, Standard 5/8" Tool Set, and: C-27, 75' x 5/8" Cable	182	82.7
47047	—	K-750 w/C-24 Machine with One Pair of Gloves, AUTOFEED, Standard 5/8" Tool Set, and: C-24, 100' x 5/8" Cable		

#### Machine Options - Manual Feed

51342	—	K-750 Machine with One Pair of Gloves	104	47.3
-------	---	---------------------------------------	-----	------

# Drain Cleaning

## Inner Core (IC) Cables



Good flexibility and more cleaning power to the cable end.

	Catalog No.	Model No.	Description	Weight	
				lb.	kg
5/8" - 16mm	92460	C-25	25' IC Cable (7.6m)	24	10.9
	92465	C-26	50' IC Cable (15.2m)	43	19.5
	92470	C-27	75' IC Cable (22.9m)	63	28.6
	43647	C-24	100' IC Cable (30.5m)	84	38.1
3/4" - 20mm	92475	C-28	25' IC Cable (7.6m)	30	13.6
	92480	C-29	50' IC Cable (15.2m)	60	27.2
	41212	C-75	75' IC Cable (22.9m)	93	42.5
	41697	C-100	100' IC Cable (30.5m)	122	55.3









## Hollow Core Cables

	Catalog No.	Model No.	Description	Weight	
				lb.	kg
5/8" - 16mm	32737	C-27HC	75' HC Cable (22.9m)	52½	23.9
	58192	C-24HC	100' HC Cable (30.5m)	70½	32.1
3/4" - 20mm	47427	C-75HC	75' HC Cable (22.9m)	75	34.0
	47432	C-100HC	100' HC Cable (30.5m)	100	45.5

## Leaders and Pig Tails








	Catalog No.	Model No.	Description	Weight	
				lb.	kg
	92555	T-458	5/8" x 2' Leader	2	0.85
	92560	T-468	3/4" x 2' Leader	2¾	1.25
	44122	—	5/8" Pigtail	2½	1.13
	44117	—	3/4" Pigtail	3½	1.59

## Accessories

	Catalog No.	Model No.	Description	Weight	
				lb.	kg
	43637	A-7558	Drum Assembly w/5/8" Pigtail	33	15
	41982	A-7534	Drum Assembly w/3/4" Pigtail	37½	17.0
	43642	A-75	AUTOFEED Assembly	8	3.5
	41992	—	C-100IC Kit w/Tools, 3/4" x 100'	—	—
	49032	—	Front Guide Hose Assembly	3	1.3
	46015	E-453	Allen Wrench	—	—
	41937	—	Pair of Work Gloves Leather	½	0.2
	70032	—	Pair of Work Gloves PVC	½	0.2
	59360	A-3	Tool Box	5	2.3
	59982	—	Cable Rust Inhibitor 1 QT.	2½	1.2
	59987	—	Cable Rust Inhibitor 1 GAL.	8½	3.9
				<b>oz.</b>	<b>g</b>
	31487	A-7570	5/8" Repair Splicer	1½	43
	92805	A-6582	5/8" Male Coupling	1	28
	92810	A-6583	5/8" Female Coupling	2	57
	31492	A-7571	3/4" Repair Splicer	2	56
	92880	B-6840	3/4" Male Coupling	1	28
	92885	B-6841	3/4" Female Coupling	2	57

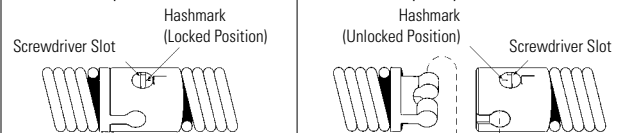
## Tools and Replacement Blades – Fit 5/8" and 3/4" Cables

C-24, C-25, C-26, C-27, C-28, C-29, C-75, C-100, C-27HC, C-24HC, C-75HC and C-100HC

	Catalog No.	Model No.	Description	Replacement	
				Blade(s)	Holder*
	92485	T-403	P-Trap Cutter, 3"	92835	92900
	92490	T-404	P-Trap Cutter, 3½"	92840	92900
	92495	T-406	Spear Blade	92850	92915
	92500	T-407	Retrieving Auger	—	—
	92505	T-408	Sawtooth Cutter	92890	92915
	51762	T-409	H-D Bulb Auger	—	—
	92510	T-411	Double Cutter, 2"	92815	92905
	92515	T-412	Double Cutter, 2½"	92820	92905
	92520	T-413	Double Cutter, 3"	92825	92910
	92525	T-414	Double Cutter, 4"	92830	92910
	92530	T-416	Double Cutter, 6"	92855	92910
	92535	T-432	3-Blade Cutter, 2"	92860	92895
	92540	T-433	3-Blade Cutter, 3"	92865	92895
	92545	T-434	3-Blade Cutter, 4"	92870	92895
	92550	T-436	3-Blade Cutter, 6"	92875	92895

## QUICK-CONNECT CABLE & TOOLS

Rotate pin one-half turn in either direction to quickly add cable or tools:



### LOCKED

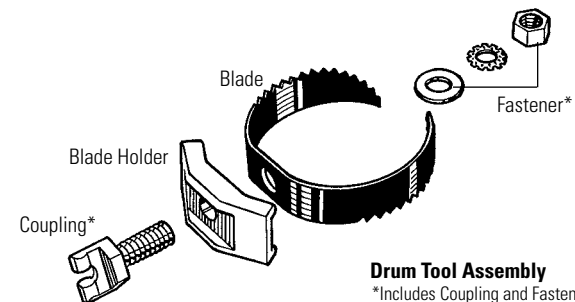
Hashmark "CLOSED" aligned with "L" stamped on coupling.

### UNLOCKED

Hashmark "OPEN" aligned opposite "L" stamped on coupling.

Coupling features stainless steel pin and spring; eliminates need for punches, stands, or expansion pins.

For C-24, C-25, C-26, C-27, C-28, C-29, C-75, C-100, C-27HC, C-24HC, C-75HC, and C-100HC.



### Drum Tool Assembly

\*Includes Coupling and Fastener

## K-7500 Drum Machine



Model K-7500

### Standard Accessories

- T-406 Spear Blade.
- T-407 Retrieving Auger.
- T-411 2" Double Cutter.
- T-413 3" Double Cutter.
- T-414B 4" Double Cutter - (Blade only).
- T-416B 6" Double Cutter - (Blade only).
- T-408 Sawtooth Cutter.
- T-403 3" P-Trap Cutter.
- T-468 3/4" Flexible Leader.
- Leather Gloves, Tool Box, Hex Key.



For 5/8" machine packages (Catalog Nos. 61102 and 61112), the T-468 Leader is replaced with the T-458 Leader and the 6" Double Cutter Blade is eliminated.

### For 3" to 10" (75-250mm) Lines

- The performance, cable control, durability, and maneuverability demanded by professional users. Ideal for any tough job, such as roots – up to 250'.
  - Recommend 5/8" cable for 3" to 6" drain lines up to 250' (75-150mm, 76m).
  - Recommend 3/4" cable for 4" to 10" drain lines up to 250' (100-250mm, 76m).
- Cable spins at 200 RPM.
- Powerful, yet quiet, 4/10 HP universal motor and gearbox bear down as cutter engages tough obstructions.
  - Provides audible and visual signals to operator.
- Inner-drum and ball bearing distributor arm work with motor/gearbox system to reduce chance of cable flip-over.
- Main and inner drums won't rust, split or dent – ever, and clean easily for professional appearance. Main drum holds up to 125' of 3/4" cable or 150' of 5/8" cable.
- Powerful AUTOFEED mechanism has grease fittings and an open design for easy maintenance; advances and retrieves cable up to 22' per minute.
- Patented two position stair climber eases transport and loading – eliminates extra cost for loading wheels.
- Narrow profile allows machine to fit through bathroom doors.
- Handles adjust to desired height to ensure balanced transport.
- CSA approved.
- Approved to UL standards (NRTL).

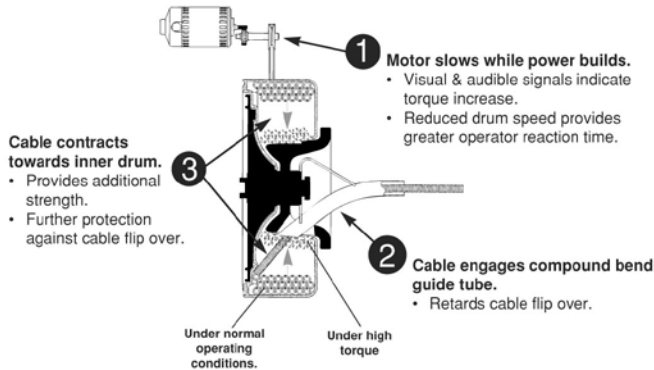
### Machine Options – Power Feed

Catalog No.		Model No.	Description	Weight	
115V	220-240V			lb.	kg
59562	61542	K-7500	Machine w/3/4" Pigtail and Standard Accessories	150	68.2
61102	61522	K-7500	Machine w/5/8" Pigtail and Standard Accessories	149	67.8
61112	–	K-7500 w/C-24	Machine, Standard Accessories, and 5/8" x 100' Inner Core Cable.	233	105.9
60062	–	K-7500 w/C-75	Machine, Standard Accessories, and 3/4" x 75' Inner Core Cable.	244	110.9
60052	–	K-7500 C-100	Machine, Standard Accessories, and 3/4" x 100' Inner Core Cable.	272	123.7
60057	–	K-7500 C-100HC	Machine, Standard Accessories, and 3/4" x 100' Hollow Core Cable.	249	113.2

### Machine Options – Manual Feed

Catalog No.		Model No.	Description	Weight	
115V	220-240V			lb.	kg
59587	–	K-7500	Machine and Standard Accessories	140	68.2
60067	–	K-7500 C-100	Machine, Standard Accessories, and 3/4" x 100' Inner Core Cable.	262	118.9
60072	–	K-7500 C-100HC	Machine, Standard Accessories, and 3/4" x 100' Hollow Core Cable.	239	108.4

## Cable Control & Performance – When Tool Engages Tough Obstructions

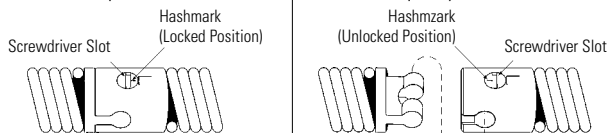


## Accessories

	Catalog No.	Model No.	Description	Weight	
				lb.	kg
	60042	A-7534D	Drum Assembly w/3/4" Pigtail	31	14
	61107	A-7558D	Drum Assembly w/5/8" Pigtail	30	13.6
	60047	A-75DR	Drum Only	20	9
	60032	A-75PF	AUTOFEED Assembly	10	4.5
	60037		AUTOFEED Spacers		
	41992		C-100 IC Kit w/Tools 3/4" x 100'		
	49032		Front Guide Hose Assembly	3	1.3
	41937	–	Pair of Work Gloves Leather	.5	0.2
	70032	–	Pair of Work Gloves PVC	.5	0.2
	59360	A-3	Tool Box	5	2.3
	59982		Cable Rust Inhibitor 1 QT.	2.5	1.1
	59987		Cable Rust Inhibitor 1 GAL.	8.5	3.9
				oz.	g
	31487	A-7570	5/8" Repair Splicer	1½	43
	92805	A-6582	5/8" Male Coupling	1	28
	92810	A-6583	5/8" Female Coupling	2	57
	31492	A-7571	3/4" Repair Splicer	2	56
	92880	B-6840	3/4" Male Coupling	1	28
	92885	B-6841	3/4" Female Coupling	2	57

## QUICK-CONNECT CABLE & TOOLS

Rotate pin one-half turn in either direction to quickly add cable or tools:



### LOCKED

Hashmark "CLOSED" aligned with "L" stamped on coupling.

### UNLOCKED

Hashmark "OPEN" aligned opposite "L" stamped on coupling.

Coupling features stainless steel pin and spring; eliminates need for punches, stands, or expansion pins.

## Inner Core (IC) Cables

Good flexibility and more cleaning power to the cable end.

	Catalog No.	Model No.	Description	Weight	
				lb.	kg
5/8" - 16mm	92460	C-25	25' IC Cable (7.6m)	24	10.9
	92465	C-26	50' IC Cable (15.2m)	43	19.5
	92470	C-27	75' IC Cable (22.9m)	63	28.6
	43647	C-24	100' IC Cable (30.5m)	84	38.1
3/4" - 20mm	92475	C-28	25' IC Cable (7.6m)	30	13.6
	92480	C-29	50' IC Cable (15.2m)	60	27.2
	41212	C-75	75' IC Cable (22.9m)	93	42.5
	41697	C-100	100' IC Cable (30.5m)	122	55.3

## Hollow Core (HC) Cables

	Catalog No.	Model No.	Description	Weight	
				lb.	kg
5/8" - 16mm	32737	C-27HC	75' HC Cable (22.9m)	52¾	23.9
	58192	C-24HC	100' HC Cable (30.5m)	70½	32.0
3/4" - 20mm	47427	C-75HC	75' HC Cable (22.9m)	75	34.0
	47432	C-100HC	100' HC Cable (30.5m)	100	45.5

## Leaders and Pigtails

	Catalog No.	Model No.	Description	Weight	
				lb.	kg
	92555	T-458	5/8" x 2' Leader	2	0.85
	92560	T-468	3/4" x 2' Leader	2¾	1.25
	44122	—	5/8" Pigtail	2½	1.13
	44117	—	3/4" Pigtail	3½	1.59

## Tools and Replacement Blades – Fits 5/8" and 3/4" Cables

C-24, C-25, C-26, C-27, C-28, C-29, C-75, C-100, C-24HC, C-27HC, C-75HC and C-100HC

	Catalog No.	Model No.	Description	Replacement	
				Blade(s)	Holder
	92485	T-403	P-Trap Cutter, 3"	92835	92900
	92490	T-404	P-Trap Cutter, 3½"	92840	92900
	92495	T-406	Grease Blade	92850	92915
	92500	T-407	Retrieving Auger	–	–
	92505	T-408	Sawtooth Cutter	92890	92915
	51762	T-409	H-D Bulb Auger	–	–
	92510	T-411	Double Cutter, 2"	92815	92905
	92515	T-412	Double Cutter, 2½"	92820	92905
	92520	T-413	Double Cutter, 3"	92825	92910
	92525	T-414	Double Cutter, 4"	92830	92910
	92530	T-416	Double Cutter, 6"	92855	92910
	92535	T-432	3-Blade Cutter, 2"	92860	92895
	92540	T-433	3-Blade Cutter, 3"	92865	92895
	92545	T-434	3-Blade Cutter, 4"	92870	92895
	92550	T-436	3-Blade Cutter, 6"	92875	92895

## K-375R Drum Machine



Model K-375R with 1/2" x 50' Cable and Standard Tools

### For 2" to 4" (50-100mm) Drain Lines

The K-375R makes quick work for cleaning drains from 2" to 4". A variety of cutting tools with quick connect couplers make it easy to match the right tool for the right job.

Ideal for clearing non-root blockages in floor and gutter drains, interior laterals and vent pipes. Removes grease, debris, sludge and lint.

- Clear access to drum allows immediate view of cable for inspection plus easier and faster cleaning of drum and cable.
- Patented Cable Control System slows the drum, should cable or blade become completely lodged in blockage.
- New integral-wound, solid core cable is tough and kink resistant. (1/2" x 50').

### Typical Applications

- Floor Drains, Vent Pipes, Stack Lines, Gutter Drains.

### Specifications

- 1/3 HP, 115V, 60Hz Reversible Induction Motor.
- 190 RPM.
- Air Activated Foot Switch.
- Quick Disconnect Drum.
- Weight 73 lbs.
- New Torque Limiter Feature.

### Standard Equipment

- (1) C-44 IW Cable (1/2" x 50' Solid Core).
- (1) T-202 Bulb Auger.
- (1) T-211 Spade Cutter.
- (1) T-205 C-Cutter.
- (1) A-13 Coupling Pin.

NOTE! Should Not Be Used to Cut Roots.

### K-375R Accessories

Catalog No.	Model No.	Description
62995	T-202	Bulb Auger
63035	T-211	Grease Cutter
63005	T-205	"C" Cutter
59230	A-13	Coupling Pin
37787	A-375	Plastic Drum Assembly
41937	—	Work Gloves
59782	—	2-Wheel Transport Cart
87592	C-44 IW	1/2" x 50' Solid Core Cable
91042	—	1/2" IW Cable Repair Coupling
84517	—	K-375R Metal Drum Assembly

### Machine Ordering Information

Catalog No.	Model No.	Description	Weight	
			lb.	kg
83292	K-375R	1/2" Open Cage Drum Machine w/1/2" x 50' IW Solid Core Cable; T-260 Tool Set includes: T-202 1/4" Bulb Auger, T-205 "C" Cutter, T-211 Spade Cutter and Pin Key; Gloves.	73	33



## K-750R Drum Machine



Model K-750R with 5/8" x 100' Cable and Standard Tools

### For 3" to 6" (75-150mm) Drain Lines

The K-750R is a self-contained drain cleaner ideal for lateral drain lines from 3" to 6". Easy-to-transport, narrow design for small entry ways and minimal setup make this machine ideal for tough mainline work.

Comes equipped with a large blade assortment to handle numerous applications. Clears roots, debris and foreign objects out of main lines, storm drains, house laterals and leach lines.

- Clear access to drum allows immediate view of cable for inspection plus easier and faster cleaning of drum and cable.
- Patented Cable Control System slows the drum, should cable or blade become completely lodged in blockage.
- New integral-wound, solid core cable is tough and kink resistant. (5/8" x 100').

### Typical Applications

- Main Lines, Storm Drains, Septic Lines, Building Drains.

### Specifications

- 1/2 HP, 115V, 60Hz Reversible Induction Motor.
- 200 RPM.
- Air Activated Foot Switch.
- Weight 194 lbs.
- Dual Kickstands.
- New Torque Limiter Feature.
- Lean, Well-Balanced Design for Easy One-Man Transport and Operation.

### Standard Equipment

- (1) C-24 IW Cables (5/8" x 100' Solid Core).
- (1) T-406 Spear Blade.
- (1) T-403 P-Trap Cutter.
- (1) T-411 2" "C" Cutter.
- (1) T-413 3" "C" Cutter.
- (1) T-414 4" "C" Cutter.
- (1) A-3 Tool Box.

### K-750R Accessories

Catalog No.	Model No.	Description
92495	T-406	Spear Blade
92485	T-403	P-Trap Cutter
92510	T-411	2" "C" Cutter
92520	T-413	3" "C" Cutter
92525	T-414	4" "C" Cutter
87602	C-24 IW	5/8" x 100' Solid Core Cable
43642	A-75	AUTOFEED Assembly
41937	-	Work Gloves
59360	A-3	Tool Box
91047	-	5/8" IW Cable Repair Coupling

### Machine Ordering Information

Catalog No.	Model No.	Description	Weight	
			lb.	kg
83557	K-75R	5/8" Open Cage Drum Machine w/5/8" x 100' IW Solid Core Cable; 2", 3", 4" "C" Cutters; P-Trap Cutter; Spade Blade; Tool Box; Gloves.	194	88

## K-50 Sectional Machine



### K-50-8 shown below includes:

- K-50 Machine.
- A-17-A, Adapter includes:
  - 25' x 5/16", C-1 Bulb Auger Cable.
- A-17-B, Adapter includes:
  - 35' x 3/8", C-5 Bulb Auger Cable.



### For 3/4" to 4" (19-100mm) Drain Lines

- Compact, versatile, professional's machine. Capable of running three different size cables: 5/16", 3/8", and 5/8". The perfect, all-around sink, shower and floor drain machine. Weighs less than 40 lbs.
- Unique, easy-to-use, instant-acting cable clutch maximizes operator control:
  - Pull handle down and cable spins at 400 RPM.
  - Release handle, cable stops – instantly.
- Uses sections of 5/8" cable, cleans 1 1/4" to 4" lines up to 100 feet.
  - C-8 best for 1 1/4"-3" drains.
  - C-9 best for 2 - 4" drains.
- Equipped with an A-17 adapter, runs up to 50 feet of 5/16" (15m/8mm) or 35 feet of 3/8" (11m/10mm) continuous length cable.
  - 5/16" best for 3/4" to 1 1/2" lines.
  - 3/8" best for 1 1/4" to 2" lines.
- Equipped with 1/6 HP motor; 115V Models CSA approved.
- Approved to UL standards (NRTL).

### Machine Options

Catalog No.		Model No.	Description	Weight	
115V	230V			lb.	kg
58920	76455	K-50	Machine Only	37	16.8
58960	76475	K-50-4	Machine, with: – A-30 Cable Kit	61	27.7
58980	76485	K-50-6	Machine, with: – A-17-A Adapter – A-30 Cable Kit	67	30.4
59000	76495	K-50-8	Machine, with: – A-17-A Adapter – A-17-B Adapter – A-30 Cable Kit	77	34.9
52972	—	K-50-9	Machine, with: – A-40 Cable Kit	74	33.6







### A-30 Cable Kit, includes:







- Six Sections C-8, 7 1/2' x 5/8" Cable (45 feet).
- A-10 Cable Carrier.
- T-201 Straight Auger.
- T-202 Bulb Auger.
- T-205 "C" Cutter.
- T-211 Spade Cutter.
- A-13 Coupling Pin Key.
- A-14-6 Rear Guide Hose.
- A-1 Left-Hand Mitt.

# Drain Cleaning


## Cables

	Catalog No.	Model No.	Description	Weight	
				lb.	kg
 Bulb Auger	62225	C-1	25' (7.6m) w/Bulb Auger	3 1/2	1.6
	56782	C-11C	25' (7.6m) Inner Core w/ Bulb Auger	4	1.8
	89400	C-21	50' (15.2m) w/Bulb Auger	7	3.2
 Drop Head	62235	C-2	25' (7.6m) w/Drop Head Auger	3 1/2	1.6
	56787	C-21C	25' (7.6m) Inner Core w/Drop Head Auger	4	1.8
	89405	C-22	50' (15.2m) w/Drop Head Auger	7	3.2
 Male Coupling	62245	C-4	25' (7.6m) w/Male Coupling	4 1/2	2.0
	62250	C-5	35' (10.7m) w/Bulb Auger	8 1/4	3.8
	62260 96037	C-6 C-61C	35' (10.7m) w/Male Coupling 35' (10.7m) w/Male Coupling	8 1/4 8 1/2	3.8 4.0
 Sectional	62265	C-7	7 1/2' (2.3m) Tight-Wind	4	1.8
	62270	C-8	7 1/2' (2.3m) All-Purpose Wind	3	1.4
	51317	C-9	10' (3.1m) Heavy-Duty Wind	4 3/4	2.1

## Accessories











	Catalog No.	Model No.	Description	Weight	
				lb.	kg
	59235	A-14-6	6' Rear Guide Hose	5	2.3
	84325	A-14-10	10' Rear Guide Hose	7	3.2
	59270	A-18	Front Guide Hose Assembly	9	4.1
	59210	A-10	Cable Carrier (Holds 90' C-8, C-9)	3 1/4	1.5
	59205	A-1	Left-Hand Mitt	1/2	0.2
	59295	A-2	Right-Hand Mitt	1/2	0.2
	59230	A-13	Pin Key For 5/8" Cable	1/8	0.1
	59450	A-3179	K-50 Jaw Set	1 1/2	0.7

## Cable Kits

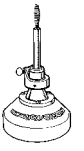
	Catalog No.	Model No.	Cable	Tools & Accessories	Weight	
					lb.	kg
	59365	A-30	Six Sections: C-8, 5/8" x 7 1/2' (45', 13.7m)	T-201 Straight Auger T-202 Bulb Auger T-205 "C" Cutter T-211 Spade Cutter A-13 Coupling Pin Key A-10 Cable Carrier A-14-6 Rear Guide Hose A-1 Left-Hand Mitt	20	9.1
	59370	A-30TW	Six Sections: C-7, 5/8" x 7 1/2' (45', 13.7m) Tight-Wind	Same as A-30	30	13.6
	52962	A-40	Six Sections: C-9, 5/8" x 10' (60', 18.3 m)	T-206 Funnel Auger T-215 4-Blade Cutter T-231 "C" Cutter A-13 Coupling Pin Key A-10 Cable Carrier A-14-10 Rear Guide Hose A-1 Left Hand Mitt	37	16.8

## Tools – Fits 5/16", 3/8" and 5/8" Cables

C-4, C-6, C-7, C-8 and C-9

	Catalog No.	Model No.	Description	Replacement Blade(s)
	62990	T-201	Straight Auger, 5" Long	—
	62995	T-202	Bulb Auger, 1 1/8" O.D.	—
	63000	T-203	Bulb Auger, 7/8" O.D.	—
	55457	T-225	Retrieving Auger	—
	62067	T-201A	Straight Flex Auger	—
	63065	T-217	Drop Head, 4" Long	—
	54837	T-204	"C" Cutter 1"	54832
	63005	T-205	"C" Cutter 1 3/8"	97835
	63010	T-206	Funnel Auger, 3" Long	—
	63015	T-207	Spiral Cutter, 1 1/4"	97840
	63020	T-208	Spiral Cutter, 1 1/2"	97895
	63025	T-209	Spiral Cutter, 2"	97900
	63030	T-210	Grease Cutter, 1"	97905
	63035	T-211	Grease Cutter, 1 1/8"	97825
	63040	T-212	Grease Cutter, 1 3/4"	92850
	63045	T-213	4-Blade Cutter, 1"	97795
	63050	T-214	4-Blade Cutter, 1 3/8"	97910
	63055	T-215	4-Blade Cutter, 1 3/4"	97915
	63060	T-216	Chain Knocker, 2"	98000
	63280	T-218	Flue Brush, 3"	—
	63070	T-219	Flue Brush, 2 1/2"	—
	63080	T-220	Flue Brush, 2"	—
	63220	T-221	Flue Brush, 1 1/2"	—
	52812	T-230	H-D "C" Cutter, 2"	92815
	52817	T-231	H-D "C" Cutter, 2 1/2"	92820
	52822	T-232	H-D "C" Cutter, 3"	92835
	48482	T-250	Tool Set includes: - T-203 - T-217 - T-205 - A-13 - T-210	—
	12128	T-240	Tool Set (5/8"-K-380) - T-202 Bulb Auger - T-211 Spade Cutter - A-13 Pin Key	—

## Adapters

	Catalog No.	Model No.	Description	Weight	
				lb.	kg
	59250	A-17-A	Adapter With 25' x 5/16" Cable w/Bulb Auger	8	3.6
	59255	A-17-B	Adapter With 35' x 3/8" Cable w/Bulb Auger	13	5.9
	59265	A-17-C	Adapter With 35' x 3/8" Cable w/Male Coupling	13	5.9
	92095	A-17-D	Adapter With 50' x 5/16" Cable w/Bulb Auger	12	5.4
	92100	A-17-E	Adapter With 50' x 5/16" Cable w/Drop Head	12	5.4

## K-60 Sectional Machine



Model K-60SP

### For 1 1/4" to 4" (32-100mm) Drain Lines

- A compact machine for institutional, commercial or residential cleaning. Also ideal for septic tank vacuum truck operators. Small enough to fit into cramped spaces, yet powerful enough to clear tough blockages.
- Ideal for rooftop vent stacks. Rear handle allows for easy transporting up ladders and onto rooftops.
- Unique, easy-to-use, instant-acting cable clutch maximizes operator control.
  - Push handle down, cable spins at 600 RPM.
  - Release handle, cable stops instantly, no overrun to kink or damage cable.
- Simple adjustment knob allows unit to spin both 7/8" (22mm) and 5/8" (16mm) diameter cable. Adjusts in seconds.
  - 7/8" cable (C-10) cleans 2" to 4" lines through 150 feet.
  - 5/8" cable (C-7, C-8, C-9) cleans 1 1/4" to 4" lines through 125 feet.
- Remove only two bolts to access jaw set for cleaning or replacement. Removal of same bolts provides access to belt drive.
- Equipped with 1/2 HP motor.
- CSA approved.
- Approved to UL standards (NRTLCL).

### Machine Options

Catalog No.		Model No.	Description	Weight	
115V	220-240V			lb.	kg
66492	66512	K-60SP	Machine with A-1 Operator's Mitt, A-12 Pin Key, and A-60-12 Rear Guide Hose	41	18.6
66497	66517	K-60SP-SE	Machine with A-1 Operator's Mitt, A-12 Pin Key, and A-60-12 Rear Guide Hose, plus: A-61 Tool Kit A-62 Cable Kit	92	41.7



### K-60SP-SE shown above includes:

- K-60SP Machine.
- A-1 Operator's Mitt.
- A-60-12 Rear Guide Hose.
- A-62 Cable Kit, includes:
  - A-8 Cable Carrier.
  - Five Sections Of C-10, 7/8" Cable, Total 75 Feet.
- A-61 Tool Kit, includes:
  - T-101 Straight Auger.
  - T-102 Funnel Auger.
  - T-107 Spade Cutter.
  - T-125 Retrieving Auger.
  - T-150-1 Sharktooth Cutter.
  - A-3 Tool Box.
  - A-12 Pin Key.



# Drain Cleaning

## Cables and Leaders

	Catalog No.	Model No.	Description	Weight	
				lb.	kg
7/8" - 22mm	62275	C-10	15' All-Purpose Wind (4.6m)	9 1/2	4.3
	30007	T-127	7/8" Trap Leader	2	0.9
5/8" - 16mm	51317	C-9	10' Heavy-Duty* (3m)	5	2.2
	62270	C-8	7 1/2' All-Purpose Wind* (2.3m)	3	1.4
	62265	C-7	7 1/2' Tight-Wind* (2.3m)	4	1.8

## Cable Kits and Tool Kit

	Catalog No.	Model No.	Description	Weight	
				lb.	kg
	61630	A-62	Standard Equipment Cable Kit for K-60-SE, includes: – Five Sections C-10, 7/8" x 15' Cable (75', 23m) – A-8 Cable Carrier	43	19.5
	61625	A-61	Standard Equipment Tool Kit For K-60-SE, includes: – T-101 Straight Auger – T-102 Funnel Auger – T-107 Spade Cutter – T-125 Retrieving Auger – T-150-1 Sharktooth Cutter – A-3 Tool Box – A-12 Pin Key	8	3.6
	48472	A-35	5/8" Cable Kit, includes: – Six Sections C-8, 5/8" x 7 1/2" Cable (45', 14m) – A-10 Cable Carrier – T-201 Straight Auger – T-202 Bulb Auger – T-205 "C" Cutter – T-211 Spade Cutter – A-13 Coupling Pin Key	18	8.2
	48477	A-35TW	5/8" Tight-Wind Cable Kit, Substitutes C-7 For C-8 In Above Package	28	12.7

## Accessories

	Catalog No.	Model No.	Description	Weight	
				lb.	kg
	59360	A-3	Tool Box	5	2.3
	59205	A-1	Left-Hand Mitt	1/2	0.2
	59295	A-2	Right-Hand Mitt	1/2	0.2
	59225	A-12	Pin Key, 7/8" Cable	1/8	0.1
	59230	A-13	Pin Key, 5/8" Cable	1/8	0.1
	61615	A-60-12	12' Rear Guide Hose For K-60	12	5.5
	76575	A-60-16	16' Rear Guide Hose For K-60	15 1/2	7
	59445	A-5	Grease Gun	1/2	0.2

## Accessories

	Catalog No.	Model No.	Description	Weight	
				lb.	kg
	59470	A-8	Cable Carrier (Holds 75' 7/8" Cable/C-10)	5 1/2	2.5
	59210	A-10	Cable Carrier (Holds 45' 7/8" Cable/C-10) (Holds 90' 5/8" Cable/C-7, C-8, C-9)	3 1/4	1.5
	59425	A-36	Cable Caddy	15	6.8
	65687		K-60SP Replacement Jawset	3/4	0.3

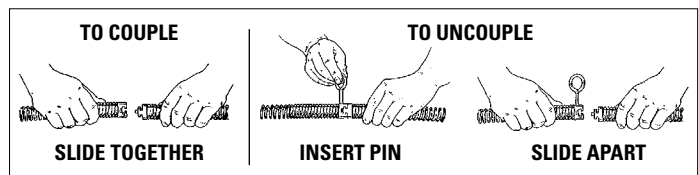
## Tools – Fits 7/8" Sectional Cable (C-10)

	Catalog No.	Model No.	Description	Replacement Blade(s)
	62850	T-101	Straight Auger	—
	62855	T-102	Funnel Auger	—
	27642	T-125	Retrieving Auger	—
	62860	T-103	Sawtooth Cutter, 2 1/2"	98070
	62865	T-104	"H" Cutter, 2 1/2"	97800
	62870	T-105	Grease Cutter, 2 1/2"	97920
	62875	T-106	Grease Cutter, 3 1/2"	97925
	62880	T-107	Spade Cutter, 1 3/4"	92850
	62915	T-109	Spiral Sawtooth Cutter, 1 3/4"	97930
	62920	T-110	Spiral Sawtooth Cutter, 2 1/4"	97935
	62925	T-111	Spiral Sawtooth Cutter, 3"	92890
	62930	T-112	4-Blade Cutter, 1 3/4"	97915
	62935	T-113	4-Blade Cutter, 3"	97940
	98050	T-150	Sharktooth Cutter, 3" and 4"	See below
	98055	T-150-1	Sharktooth Cutter, 3" Blade	98005
	98060	T-150-2	Sharktooth Cutter, 4" Blade	98010
	62940	T-114	Chain Knocker	97985

\*Tools for C-7, C-8 and C-9 Cables see page 12.25.

## Carbide Tip Tools (For Cement Blockages)

Catalog No.	Description
67132	For 5/8" Cable 3/4" Wide
67137	For 5/8" Cable 1" Wide
67142	For 7/8" Cable 1" Wide



For C-4, C-6, C-7, C-8, C-9, C-10, C-11, C-12, C-14, C-15, C-31, C-32, C-33, C-44, C-45, and C-46.

## K-75 Sectional Machine

### For 1 1/4" to 4" (32-100mm) Drain Lines



Model K-75B



Model K-75A



Model K-75A Kit

#### K-75B-SE includes:

- K-75B Machine with A-1 Mitt, A-12 Pin Key and A-34-12 Rear Guide Hose.
- A-62 Cable Kit, includes:
  - Five Sections Of 7/8" (C-10) Cable, Total 75 Feet.
  - A-8 Cable Carrier.
- A-61 Tool Kit, includes:
  - T-101 Straight Auger.
  - T-102 Funnel Auger.
  - T-107 Spade Cutter.
  - T-125 Retrieving Auger.
  - T-150-1 3" Sharktooth Cutter.
  - A-3 Tool Box.
  - A-12 Pin Key.

- Offers many features of heavier-duty K-1500 Machine in a lighter-weight design. Speed cleans drain lines. Easy to transport; sets up fast.
- Unique, easy-to-use, instant-acting cable clutch maximizes operator control:
  - Pull handle down, cable spins at 640 RPM.
  - Release handle frees cable instantly, no overrun.
- Equipped to spin, easy-to-handle, 15-foot sections of 7/8" (4.6m/22mm) cable to clean 2" to 4" lines through 175 feet (50-100mm/53m).
- Change clutch jaws to run 7 1/2-foot sections of 5/8" (C-8, C-7, C-9) cable to clean 1 1/4" to 4" lines through 125 feet (32-75mm/38m).
- Equipped with 1/2 HP motor.
- CSA approved.
- Approved to UL standards (NRTL).

NOTE: Available in both upright "A" and low-profile "B" frame styles.



#### Machine Options – Only Available in 115V-60Hz

Catalog No.	Model No.	Description	Weight	
			lb.	kg
23737	K-75A	A-Frame Machine with: A-1 Mitt, A-12 Pin Key and A-34-12 Rear Guide Hose	122	55.3
23747	K-75A-SE	A-Frame Machine with A-1 Mitt, A-12 Pin Key and A-34-12 Rear Guide Hose, Plus: A-61 Tool Kit A-62 Cable Kit	160	72.6
23742	K-75B	B-Frame Machine with A-1 Mitt, A-12 Pin Key and A-34-12 Rear Guide Hose	110	49.9
23752	K-75B-SE	B-Frame Machine with A-1 Mitt A-12 Pin Key and A-34-12 Rear Guide Hose, Plus: A-61 Tool Kit A-62 Cable Kit	149	76.6





# Drain Cleaning

## Cables and Leaders



	Catalog No.	Model No.	Description	Weight	
				lb.	kg
 7/8" - 22mm	62275	C-10	15' All-Purpose Wind (4.6m)	9 1/2	4.3
	30007	T-127	7/8" Trap Leader	2	0.9
 5/8" - 16mm	51317	C-9	10' Heavy-Duty* (3m)	5	2.2
	62270	C-8	7 1/2' All-Purpose Wind* (2.3m)	3	1.4
	62265	C-7	7 1/2' Tight-Wind* (2.3m)	4	1.8

\*Requires A-376X Jawset; See Accessories.





## Cable Kits

	Catalog No.	Model No.	Description	Weight	
				lb.	kg
	61630	A-62	Standard Equipment Cable Kit for K-75-SE, includes: - Five Sections C-10, 7/8" x 15' Cable (75', 23m) - A-8 Cable Carrier	43	19.5
	61625	A-61	Standard Equipment Tool Kit For K-75-SE, includes: - T-101 Straight Auger - T-102 Funnel Auger - T-107 Spade Cutter - T-125 Retrieving Auger - T-150-1 Sharktooth Cutter - A-3 Tool Box - A-12 Pin Key	8	3.6




To adapt K-75 to run 5/8" cable; requires A-376X Jawset and 5/8" Cable Kit.

	59330	A-376X	5/8" Jawset	1	0.5
	48472	A-35	5/8" Cable Kit, includes: - Six Sections C-8, 5/8" x 7 1/2" Cable (45', 14m) - A-10 Cable Carrier - T-201 Straight Auger - T-202 Bulb Auger - T-205 "C" Cutter - T-211 Spade Cutter - A-13 Coupling Pin Key	18	8.2
	48477	A-35TW	5/8" Tight-Wind Cable Kit, Substitutes C-7 For C-8 In Above Package	28	12.7












## Accessories

	Catalog No.	Model No.	Description	Weight	
				lb.	kg
	59360	A-3	Tool Box	5	2.3
	59205	A-1	Left-Hand Mitt	1/2	0.2
	59295	A-2	Right-Hand Mitt	1/2	0.2
	59225	A-12	Pin Key, 7/8" Cable	1/8	0.1
	59230	A-13	Pin Key, 5/8" Cable	1/8	0.1
	59470	A-8	Cable Carrier (Five Sections C-10)	5 1/2	2.5
	59210	A-10	Cable Carrier (Three Sections C-10)	3 1/4	1.5

## Accessories

	Catalog No.	Model No.	Description	Weight	
				lb.	kg
	59425	A-36	Cable Caddy	15	6.8
	59330	A-376X	Jawset Adapts K-75 To 5/8" Cable	1	0.5
	59325	A-368X	7/8" Replacement Jawset	1	9.5
	84315	A-34-8	8-Foot Rear Guide Hose	11 1/2	5.2
	59415	A-34-10	10-Foot Rear Guide Hose	13 1/2	6.2
	59395	A-34-12	12-Foot Rear Guide Hose	20	9.1

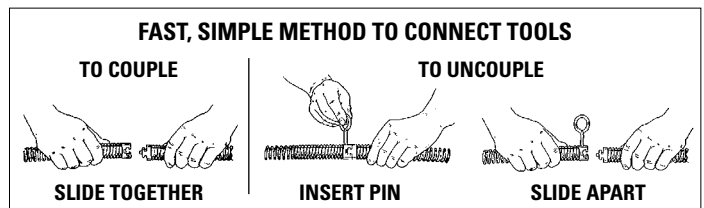
## Tools\* - Fits 7/8" Sectional Cable

	Catalog No.	Model No.	Description	Replacement Blade(s)
	62850	T-101	Straight Auger	—
	62855	T-102	Funnel Auger	—
	27642	T-125	Retrieving Auger	—
	62860	T-103	Sawtooth Cutter, 2 1/2"	98070
	62865	T-104	"H" Cutter, 2 1/2"	97800
	62870	T-105	Grease Cutter, 2 1/2"	97920
	62875	T-106	Grease Cutter, 3 1/2"	97925
	62880	T-107	Spade Cutter, 1 3/4"	92850
	62915	T-109	Spiral Sawtooth Cutter, 1 3/4"	97930
	62920	T-110	Spiral Sawtooth Cutter, 2 1/4"	97935
	62925	T-111	Spiral Sawtooth Cutter, 3"	92890
	62930	T-112	4-Blade Cutter, 1 3/4"	97915
	62935	T-113	4-Blade Cutter, 3"	97940
	98050	T-150	Sharktooth Cutter, 3" and 4"	See below
	98055	T-150-1	Sharktooth Cutter, 3" Blade	98005
	98060	T-150-2	Sharktooth Cutter, 4" Blade	98010
	62940	T-114	Chain Knocker	97985

\*Tools for C-7, C-8 and C-9 see page 12.25.

\*Carbide tip tools for cutting cement blockages available.

See K60 section for C-10 cables.



For C-4, C-6, C-7, C-8, C-9, C-10, C-11, C-12, C-14, C-15, C-31, C-32, C-33, C-44, C-45, and C-46.

## K-1500 Sectional Machine



Model K-1500B  
(B-Frame)



Model K-1500A  
(A-Frame)



### K-1500 B W/C-11 shown above includes:

- K-1500 B Machine with A-1 Mitt, A-12 Pin Key and A-34-12 Rear Guide Hose.
- Seven Sections of 1 1/4" (C-11) Cable, Total 105 Feet.
- Two A-8 Cable Carriers.
- Nine-Piece Tool Set includes:
  - T-1 Straight Auger.
  - T-3 Funnel Auger.
  - T-6 Retrieving Auger.
  - A-3516 Hex Key.
  - T-13 Sawtooth Cutter.
  - T-50-1 Sharktooth Cutter.
  - A-2864 Hex Key.
  - T-8 Grease Cutter.
  - A-3 Tool Box.

### For 2" to 8" (50-200mm) Drain and Sewer Lines

- The finest all-around sewer and drain cleaning machine. One man can easily clean the heaviest blockages – indoors or out. High-speed cleaning gets the job done faster...better.
- Unique, easy-to-use, instant-acting cable clutch maximizes operator control:
  - Pull handle down, cable spins at constant 710 RPM
  - Release handle frees cable instantly, no overrun to loop or break cable.
- Wheels to the job site – sets up fast, cleans up fast.
- Low-profile "B" frame design will fit most crawl spaces, loads and unloads from truck easily. Upright "A" frame features cable carrier storage during transport, ideal for in-house applications.
- Equipped to run, easy to handle, 15-foot sections of 1 1/4" cable to clean 3" to 8" (32m-200mm) lines to 200 feet (61m).
- Easy clutch jaw change-out adapts K-1500 to run 15-foot sections of 7/8" (4.6/22mm) cable through 2" to 4" lines up to 175 feet (50-100mm, 53m).
- Equipped with 3/4 HP motor; 115V Models.
- CSA approved.
- Approved to UL standards (NRTLCL).

### Machine Options – B Frame

Catalog No.			Model No.	Description	Weight	
115V-60Hz	230V-50Hz	240V-50Hz			lb.	kg
23697	27617	–	K-1500B	Machine with A-1 Mitt, A-12 Pin Key, and A-34-12 Rear Guide Hose	135	61.3
23717	27597	27637	K-1500B	Machine with A-1 Mitt, A-12 Pin Key, and A-34-12 Rear Guide Hose, Plus: – Seven Sections 1 1/4" (C-11) Cable, Total 105 Feet – Two A-8 Cable Carriers – Nine-Piece 1 1/4" Tool Set	256	116.1
23707	–	–	K-1500B	Machine with A-1 Mitt, A-12 Pin Key, and A-34-12 Rear Guide Hose, Plus: – Seven Sections 1 1/4" (C-14) Cable Total 105 Feet – Two A-8 Cable Carriers – Nine-Piece 1 1/4" Tool Set	256	116.1

### Machine Options – A Frame

Catalog No.			Model No.	Description	Weight	
115V-60Hz	230V-50Hz				lb.	kg
23692	27612		K-1500A	Machine with A-1 Mitt, A-12 Pin Key, and Rear Guide Hose	135	61.3
23712	27592		K-1500A	Machine with A-1 Mitt, A-12 Pin Key, and A-34-12 Rear Guide Hose, Plus: – Seven Sections 1 1/4" (C-11) Cable, Total 105 Feet – Two A-8 Cable Carriers – Nine-Piece 1 1/4" Tool Set	256	116.1
23702	–		K-1500A	Machine with A-1 Mitt, A-12 Pin Key, and A-34-12 Rear Guide Hose, Plus: – Seven Sections 1 1/4" (C-14) Cable, Total 105 Feet – Two A-8 Cable Carriers – Nine-Piece 1 1/4" Tool Set	256	116.1



# Drain Cleaning

## Instant-Acting Clutch



Engage clutch, cable spins.



Release clutch, cable stops instantly, no overrun to loop cable.

## Cables, Leaders and Cable Kits

	Catalog No.	Model No.	Description	Weight	
				lb.	kg
7/8" - 22mm	62275	C-10	15' Standard, All-Purpose Wind. Requires A-368X Jawset 7/8" Tools.	9 1/2	4.3
	62280	C-11	15' Standard All-Purpose Wind. 3/8" Pitch. Good for 4" Traps, 3" - 8" Lines.	16	7.3
1 1/4" - 32mm	62285	C-12	15' Extra-Heavy-Duty Wind. 3/8" Pitch. Recommended For 4" - 10" Long Runs, No 4" Traps.	19	8.6
	62295	C-14	15' Heavy-Duty Wind. 1/2" Pitch. Recommended For 3" - 10" Lines Through Cleanout, No 4" Traps.	16	6.8
	62300	C-15	15' Extra-Flexible Wind. 1/2" Pitch. Recommended for 3" - 6" Lines. Good for Traps.	12	5.5
	63090	T-27	1 1/4" x 25" Leader	2 3/4	1.2

To adapt K-1500 to run 7/8" cable requires A-368X Jawset and 7/8" Cable Kit.

	59325 59320	A-368X A-369-X	7/8" Jaw Set 1 1/4" Jaw Set	—	—
	61630	A-62	7/8" Cable Kit (See page 12.27)	43	19.5
	61625	A-61	7/8" Tool Kit (See page 12.27)	8	3.6

## Accessories

	Catalog No.	Model No.	Description	Weight	
				lb.	kg
	59470	A-8	Cable Carrier, 60-Foot Capacity (1 1/4")	5 1/2	2.5
	59475	A-9	Cable Carrier, 150-Foot Capacity (1 1/4")	14	6.4
	59415	A-34-10	10-Foot Rear Guide Hose	13 3/8	6.2
	59395	A-34-12	12-Foot Rear Guide Hose	20	9.1
	59400	A-34-16	16-Foot Rear Guide Hose	26 1/2	12.0
	59300	A-20	8-Foot Front Guide Hose Assembly	25	11.4

## Accessories

	Catalog No.	Model No.	Description	Weight	
				lb.	kg
	59205	A-1	Left-Hand Mitt	1/2	0.2
	59295	A-2	Right-Hand Mitt	1/2	0.2
	59360	A-3	Tool Box	5	2.3
	59225	A-12	Coupling Pin Key	1/8	0.1
	59440	A-4	Trap Spoon (30")	1 3/4	0.8
	59240	A-17	Manhole Guide Pipe	23	10.4
	59320	A-369X	1 1/4" Replacement Jawset	3/4	0.3

Tools - Fits 1 1/4" Sectional Cable (C-11, C-12, C-14 and C-15)

	Catalog No.	Model No.	Description	Replacement Blade(s)	
	62840	T-1	Straight Auger	—	
	61800	T-2	Heavy-Duty Straight Auger	—	
	63105	T-3	Funnel Auger	—	
	61790	T-4	Heavy-Duty Funnel Auger	—	
	63190	T-5	Straight Retrieving Auger	—	
	63195	T-6	Funnel Retrieving Auger	—	
	63200	T-7	Run Machine In Reverse Hook Auger	—	
	63205	T-8	Grease Cutter, 2 1/2"	97920	
	63210	T-9	Grease Cutter, 3 1/2"	97925	
	62845	T-10	Grease Cutter, 4 1/2"	97855	
	59480	T-11	"H" Cutter, 2 1/2"	97800	
	59485	T-12	"H" Cutter, 3 1/2"	97945	
	61970	T-13	Sawtooth Cutter, 2 1/2"	98070	
	61975	T-14	Sawtooth Cutter, 3 1/2"	98075	
	61770	T-15A	Expanding Cutter, 4" - 6"	62970	
	61825	T-15B	Expanding Cutter, 6" - 8"	62980	
	61960	T-16	Spiral Bar Cutter, 4"	97855	
	61850	T-17	Spiral Bar Cutter, 6"	97955	
	61855	T-18	Spiral Bar Cutter, 8"	97960	
	59625	T-21	Spiral Sawtooth Cutter, 2 1/2"	97965	
	63075	T-22	Spiral Sawtooth Cutter, 3"	97970	
	63085	T-23	Spiral Sawtooth Cutter, 4"	97850	
	59765	T-24	4-Blade Cutter, 2 1/2"	97940	
	59770	T-25	4-Blade Cutter, 3 1/2"	97975	
	59775	T-26	4-Blade Cutter, 4 1/2"	97805	
	59780	T-26A	4-Blade Cutter, 5 1/2"	97980	
	98030	T-50	Three Blade (3"-4"-5")	See Below	
	98035	T-50-1	Sharktooth Cutter, 3"	98005	
	98040	T-50-2	Sharktooth Cutter, 4"	98010	
	98045	T-50-3	Sharktooth Cutter, 6"	98015	
	63110	T-31	Chain Knocker, For 3" - 4" Pipe	97985	
	63115	T-32	Chain Knocker, For 6" Pipe	97990	
	63120	T-33	Chain Knocker, For 8" Pipe	97995	
	63145	T-38	Flue Brush, 1 1/2"	—	
	63150	T-39	Flue Brush, 2"	—	
	63155	T-40	Flue Brush, 2 1/2"	—	
	63160	T-41	Flue Brush, 3"	—	
	63165	T-42	Flue Brush, 3 1/2"	—	
	63170	T-43	Flue Brush, 4"	—	
	63175	T-44	Flue Brush, 4 1/2"	—	
	63240	T-45	Flue Brush, 5"	—	
	63180	T-46	Flue Brush, 5 1/2"	—	
	63185	T-47	Flue Brush, 6"	—	

## K-1500SP Sectional Machine



Model K-1500SP  
(B Frame)



K-1500SP with C-11 shown above

### K-1500SP w/C-11 includes:

- K-1500SP Machine with A-1 Mitt and A-12 Pin Key.
- A-34-12 Rear Guide Hose.
- 150 Feet, Ten Sections of C-11, 1 1/4" Cable.
- Three A-8 Cable Carriers.
- Nine-Piece 1 1/4" Tool Package, includes:
  - T-1 Straight Auger.
  - T-50 Sharktooth Cutter
  - T-3 Funnel Auger.
  - with 3", 4" and 5" Blades.
  - T-6 Retrieving Auger.
  - A-2864 Hex Key (3/16").
  - T-8 2 1/2" Grease Cutter.
  - A-3516 Hex Key (1/4").
  - T-13 2 1/2" Sawtooth Cutter.
  - A-3 Tool Box.

### For 2" to 10" (50-250mm) Drain/Sewer Lines

- All the features of the standard K-1500 with extra power to clean larger lines (10") and longer distances (through 300 feet). Cuts through blockages fast.
- Equipped with full 1 HP TEFC motor and heavy-duty rotary switch.
- Unique easy-to-use, instant-acting cable clutch maximizes operator control:
  - Pull handle down and cable spins at 600 RPM.
  - Release frees cable instantly, no overrun to loop or damage cable.
- Low-profile frame design will fit most crawl spaces.
- 10" semi-pneumatic ball bearing wheels.
- Easy clutch jaw change-out adapts the K-1500 SP to use 7/8" cable to clean 2" to 4" lines through 175 feet (order jawset A-368X, 59325).
- CSA approved.
- Approved to UL standards (NRTLCL).

### Machine Options – B Frame

Catalog No.		Model No.	Description	Weight	
120V-60Hz	220/240V-50Hz			lb.	kg
43507	43512	K-1500SP	Machine with A-1 Operator's Mitt and A-12 Pin Key, Plus: – A-34-12 Rear Guide Hose	141	64
46907	—	K-1500SP	Machine with A-1 Operator's Mitt and A-12 Pin Key, Plus: – A-34-12 Rear Guide Hose – 150 Feet, Ten Sections of C-11, 1 1/4" Cable – Three A-8 Cable Carriers – A-3 Tool Box – Eight-Piece 1 1/4" Tool Package	317	144
91027	—	K-1500SP	Machine with A-1 Operator's Mitt and A-12 Pin Key – A-34-12 Rear Guide Hose – C-14 Three Carrier Cable Combination Kit	297	135

### Machine Options – A Frame

Catalog No.		Model No.	Description	Weight	
120V	220/240V			lb.	kg
46837	—	K-1500SPA	Machine with A-1 Operator's Mitt and A-12 Pin Key, Plus: – A-34-12 Rear Guide Hose	150	68
91032	—	K-1500SPA	Machine with A-1 Operator's Mitt and A-12 Pin Key, Plus: – A-34-12 Rear Guide Hose & C-14 Three Carrier Cable Combination Kit	317	144

K-1500SP Accessories—see page 12.31.

### C-14 Heavy-Duty Accessory Kit

Catalog No.	Model No.	Description	Weight	
			lb.	kg
48457	—	C-14 Three-Carrier Cable Combination Kit Includes: – 150' C-14 Cable, Ten Sections 1 1/4" – Three Cable Carriers – A-3 Toolbox and A-12 Pin Key – T-2 HD Straight Auger; T-4 HD Funnel Auger; – T-6 Funnel Retrieving Auger; T-8 Spade Cutter; T-13 Saw Tooth Cutters; T-50 Sharktooth	160	72.6

## K-1500G Sectional Machine



Model K-1500G

### For 2" to 10" (50-250mm) Drain/Sewer Lines

- A gasoline engine makes the K-1500G well-suited for cleaning lines in remote locations where electrical power is unavailable. Cuts through roots fast.
- Unique, easy-to-use, instant-acting cable clutch maximizes operator control.
  - Pull down on the handle and the cable spins at 600 RPM.
  - Release frees cable instantly, automatic throttle control idles engine.
- Comes equipped to use 1 1/4" cable to clean 3" to 10" lines through 300 feet (75-250mm, 92m).
- 6 HP gasoline engine drives cable via four-speed transmission. Allows the operator to vary the cable spinning speed to fit the application. Forward speeds of 333, 425 and 500 RPM, and a reverse speed of 250 RPM.
- Low-profile, four-wheel cart easily rolls to the job. Guards against machine upset and possible fuel spillage.

### Machine Dimensions

Width Wheel to Wheel	26"
Length Including Kickstand	28"
Ground to Top of Handle	38"
Back of Handle to Front	49"
Ground to Top of Housing Shell	27"



K-1500G with C-14 shown above

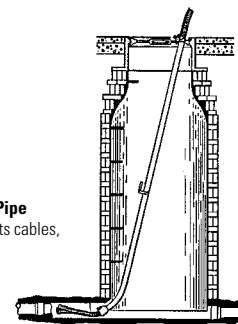
### Machine Options

Catalog No.	Model No.	Description	Weight	
			lb.	kg
44587	K-1500G	Machine Only with A-1 Glove, A-12 Coupling Pin Key and A-34-10 Rear Guide Hose	190	86.4
48462	K-1500G w/C-14	Machine with Standard Equipment, includes: – Ten Sections Of C-14 Cable, Total 150 Feet – Three A-8 Cable Carriers – A-1 Left-Hand Mitt – A-12 Coupling Pin Key – A-34-12 Rear Guide Hose – A-2864 Hex Key – A-3516 Hex Key – A-3 Tool Box – T-2 Heavy-Duty Straight Auger – T-4 Heavy-Duty Funnel Auger – T-6 Retrieving Auger – T-8 Grease Cutter – T-13 Sawtooth Cutter – T-50 Sharktooth Cutter		

K-1500G Accessories – see page 12.31.

### A-17 Manhole Guide Pipe

Adjusts 7' to 12', supports cables, locks into place quickly.



## K-1000 Rodder Machine



Model K-1000

### Cleans 8" to 24" (200-610mm) Drain/Sewer Lines

- A rugged, compact machine well-suited for straight main line work in municipalities, universities, institutions and industry. Drives sectional sewer rods through long, straight runs of larger diameter pipe – up to 500 feet.
- Equipped with a 6 HP gasoline engine and forward/reverse transmission. Rod rotates at 133 RPM in forward and reverse at full throttle.
- Spring-loaded throttle control is hand operated. Varies rod speed within each speed range. Returns engine speed to idle and disengages clutch when operator releases throttle.
- Adjustable torque limiter minimizes kinking of rods and excessive torque through transmission system.

### Machine Options

Catalog No.	Model No.	Description	Weight	
			lb.	kg
59175	K-1000	Rodder Machine, includes: – B-3542 Rod Driver – A-2704 Tool Driver – A-3567 Drive Pin – R-0 Rod Turner – A-4558 Torque Adapter – A-12 Coupling Pin Key – A-1 Operator's Mitt (LH) – A-2 Operator's Mitt (RH)	160	75
84295	K-1000	Rodder Machine, same as above, plus: – 20 Sections of A-2475, 5/16" Rod, Total of 100 Feet – T-300 Spear Head Cutter – T-317 Auger – T-326 Pick-Up Tool	210	95



## Rods, Rodding Tools, and Accessories

	Catalog No.	Model No.	Description	Weight	
				lb.	kg
	60355	A-2474	3' Solid Sectional Rod, includes R-1 Male and R-2 Female Couplings	1 1/4	0.6
	60360	A-2475	5' Solid Sectional Rod, includes R-1 Male and R-2 Female Couplings	1 3/4	0.8
	60365	A-2476	10' Solid Sectional Rod, includes R-1 Male and R-2 Female Couplings	3	1.4

## Accessories

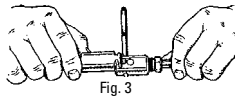
	Catalog No.	Model No.	Description	Weight	
				lb.	kg
	59835	K-10	Complete Set of Quick-Connect Rod Couplings: One Each R-1 and R-2	3/8	0.2
	59560	R-1	Male Rod Coupling	1/4	0.1
	59555	R-2	Female Rod Coupling	1/8	0.1
	61875	R-7	Male Tool Coupling, connects Tool Adapter to Rodding Tool	1/2	0.2
	61885	R-8	Female Tool Coupling, connects Tool to Tool Adapter	1/2	0.2
	60700	A-2704	Tool Adapter, includes R-2 and R-7 Couplings	2 1/4	1.0
	62170	B-3542	Rod Holder For K-1000	3 3/8	1.5
	61895	—	Rod Driver for K-2000	5 1/2	2.5
	62815	R-0	Rod Turner, used to manually turn Rods in short runs	3 1/4	1.5
	59205	A-1	Left-Hand Mitt	1/2	0.2
	59295	A-2	Right-Hand Mitt	1/2	0.2
	59360	A-3	Tool Box	5	2.3
	59225	A-12	Coupling Pin Key	1/8	0.1

## Rods, Rodding Tools, and Accessories

- RIDGID K-10 quick-connect couplings make rodding jobs easier than ordinary threaded couplings:
  - To connect rods, align and snap them together for a solid connection (Fig. 1 and 2).



- To disconnect, insert the pin key and slide the couplings apart (Fig. 3).



- One coupling pin key replaces assembly tool and wrench required to connect ordinary threaded couplings. Easy-to-add rods or tools. No bulky reels.
- Convert existing tools and rods to the RIDGID quick-connect system:
  - One pair of R1 and R2 couplings substitute for one threaded coupling.
  - Standard left-hand and-right hand rod nuts fasten R1 and R2 couplings to existing rods.
  - R-8 couplings adapt each rod tool to quick-connect system.
  - A-2704 adapts rod couplings to larger-size tool couplings.

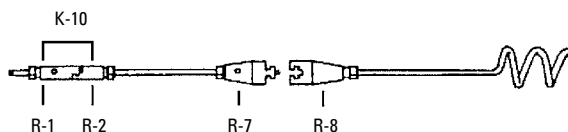
## Tools

	Catalog No.	Model No.	Description	Weight	
				lb.	kg
	62045	T-300	Spear Head	1 7/8	0.8
	62050	T-301	Round Stock Corkscrew, 1 1/2"	1 1/4	0.6
	62055	T-302	Round Stock Corkscrew, 2"	1 1/2	0.7
	62060	T-303	Round Stock Corkscrew, 2 1/2"	1 3/4	0.8
	62065	T-304	Round Stock Corkscrew, 3"	1 3/4	0.8
	62070	T-305	Round Stock Corkscrew, 3 1/2"	1 3/4	0.8
	62075	T-306	Double Corkscrew, 3"	2 1/4	1.0
	62080	T-307	Double Corkscrew, 4"	2 1/2	1.1
	62085	T-308	Double Corkscrew, 5"	2 3/4	1.2
	62090	T-309	Square Stock Corkscrew, 3"	2 1/4	1.0
	62095	T-310	Square Stock Corkscrew, 4"	2 1/2	1.1
	62100	T-311	Square Stock Corkscrew, 5"	3 1/4	1.5
	62105	T-312	Square Stock Corkscrew, 6"	3 3/4	1.7
	62370	T-313	Square Stock Corkscrew, 8"	6 1/2	3.0
	62375	T-314	Square Stock Corkscrew, 10"	7 1/2	3.4
	62380	T-315	Square Stock Corkscrew, 12"	8 1/4	3.8
		62110	T-316	Auger, 3"	3
62115		T-317	Auger, 4"	3 1/2	1.5
62120		T-318	Auger, 5"	4 1/2	2.0
62125		T-319	Auger, 6"	5	2.3
62385		T-320	Auger, 8"	8 1/2	3.9
62390		T-321	Auger, 10"	9 1/2	4.3
62140		T-326	Pick-Up Tool	1	0.5

The following Heavy-Duty Cable Tools are also recommended for use with rod.

	Catalog No.	Model No.	Description	Replacement Blade(s)
	61800	T-2	Heavy-Duty Straight Auger	—
	61790	T-4	Heavy-Duty Funnel Auger	—
	63200	T-7	Hook Auger	—
	61960	T-16	Spiral Bar Cutter, 4"	97855
	61850	T-17	Spiral Bar Cutter, 6"	97955
	61855	T-18	Spiral Bar Cutter, 8"	97960
	63085	T-23	Spiral Sawtooth Cutter, 4"	97850
	59765	T-24	4-Blade Cutter, 2 1/2"	97940
	59770	T-25	4-Blade Cutter, 3 1/2"	97975
	59775	T-26	4-Blade Cutter, 4 1/2"	97805
	59780	T-26A	4-Blade Cutter, 5 1/2"	97980

- RIDGID rods meet ASTM-270 specifications.
- For 1 1/4" cables, tools, and accessories, see page 12.31.
- For 7/8" cables, tools, and accessories, see page 12.29.



## Electric Water Jetters

These jetters propel a highly flexible hose through 1¼" to 4" lines—blasting through sludge, soap and grease blockages. As you pull the hose back, it power scrubs the line, flushing debris away and restoring drain lines to their free-flowing capacity.

- **Easy to use:** Thrust propels the hose down the line. You simply guide the hose into the drain.
- **High Quality:** Duplex pump with corrosion-resistant, forged brass head. New pressure control valve allows quick and easy pressure adjustment.
- **Dependable:** Reduced number of fittings, hoses and parts minimizes leaks and down time keeping you on the job.
- **Versatile:** Optional power washer package cleans cables, tools and other heavily soiled equipment.
- CSA approved.
- Approved to UL standards (NRTLCL).



Model KJ-1350-C  
on H-10 Cart

### KJ-1350 — 1¼" to 4" (32-100mm) Drain Lines

- **Powerful:** Actual working pressure of 1350 psi and flow of 1.4 GPM for fast, effective cleaning of lines.
- **Pulse Action:** Activate the KJ-1350's pulse action to easily negotiate difficult bends and traps. The KJ-1350-2 has a second level of pulse.
- **Portable and Compact:** The optional H-10 Cart rolls the jetter and hose to the job site. Jetter and hose reel are easily removed from the cart in seconds for hard to reach drains or remote storage. The compact cart offers a retractable handle and swivel hose reel minimizing storage space. Optional adapter allows the KJ-1350 to be mounted on the upright H-30 Cart.
- **Electrical Requirement:** The 1.5 HP motor draws a maximum of 14 Amps and can run on most standard 115 Volt circuits.



Model KJ-1750-C  
on H-30 Cart

### KJ-1750 — 1¼" to 4" (32-100mm) Drain Lines

- **Powerful:** Actual working pressure of 1750 psi and flow of 1.4 GPM for fast, effective cleaning of lines.
- **Pulse Action:** Two levels of pulse are standard. Activate the KJ-1750's pulse action to easily negotiate difficult bends and traps.
- **Portable:** The optional H-30 Cart rolls the jetter and hose to the job site. The jetter is easily removed from the cart in seconds for hard to reach drain or for remote storage. Optional adapter allows the KJ-1750 to be mounted on the compact H-10 Cart.
- **Electrical Requirement:** The 2.0 HP motor draws a maximum of 17 Amps which requires a 20 Amp, 115 Volt circuit.

# Drain Cleaning

## Machine Options (115V)

Catalog No.	Model No.	Description	Wt.
62587	KJ-1350	KJ-1350 Standard Jetter with Pulse – H-21, H-22, and H-24 1/8" NPT Nozzles – 25' x 1/8" Sink Trap Hose – Nylon Storage Bag – Nozzle Cleaning Tool	70 lb. (31.7 kg)
62597	KJ-1350-C	Above With: – H-10 Cart – 100' x 1/4" Trap Hose	120 lb. (54.4 kg)
63107	KJ-1350-2	KJ-1350 Jetter with Dual Pulse – H-21, H-22, and H-24 1/8" NPT Nozzles – 50' x 1/8" Sink Trap Hose – Nylon Storage Bag – Nozzle Cleaning Tool	72 lb. (32.7 kg)
63112	KJ-1350-2C	Above With: – H-10 Cart – 100' x 1/4" Trap Hose	122 lb. (55.3 kg)
62687	KJ-1750	KJ-1750 Jetter with Dual Pulse – H-41, H-42, and H-44 1/8" NPT Nozzles – H-51 and H-52 1/4" NPT Nozzles – 50' x 1/8" Sink Trap Hose – Nylon Storage Bag – Nozzle Cleaning Tool	75 lb. (34.0 kg)
62697	KJ-1750-C	Above With: – H-30 Cart – 110' x 1/2" Jet Hose	155 lb. (70.3 kg)
67332	KJ-1750-SC	62687 with: – H-10 Cart – 100' x 1/4" Trap Hose	125 lb. (56.7 kg)

## Machine Options (230V)

Catalog No.	Model No.	Description	Wt.
66447	KJ-1750-E	KJ-1750 230V Jetter with Dual Pulse – H-41, H-42, and H-44 1/8" NPT Nozzles – 50' x 1/8" Sink Trap Hose – Nylon Storage Bag – Nozzle Cleaning Tool	75 lb. (34.0 kg)
66442	KJ-1750-E SC	Above With: – H-10 Cart – 100' x 1/4" Trap Hose	155 lb. (56.7 kg)

## Jetter Nozzles and Hoses

Catalog No.	Model No.	Description	Hose I.D.	Hose O.D.
64707	H-21	KJ-1350 Propulsion Nozzle	1/8" NPT	–
64712	H-22	KJ-1350 Penetrating Nozzle	Fits 1/8" &	–
64717	H-24	KJ-1350 Drop Head Nozzle	1/4" Hose	–
82832	H-25	KJ-1350 Spinning Nozzle	–	–
64722	H-31	KJ-1350 Propulsion Nozzle	1/4" NPT	–
64727	H-32	KJ-1350 Penetrating Nozzle	Fits 1/2" Hose	–
64742	H-41	KJ-1750 Propulsion Nozzle	1/8" NPT	–
64747	H-42	KJ-1750 Penetrating Nozzle	Fits 1/8" &	–
64752	H-44	KJ-1750 Drop Head Nozzle	1/4" Hose	–
82837	H-45	KJ-1750 Spinning Nozzle	–	–
64757	H-51	KJ-1750 Propulsion Nozzle	1/4" NPT	–
64762	H-52	KJ-1750 Penetrating Nozzle	Fits 1/2" Hose	–
52957	H-1825	1/8" x 25' Sink Trap Hose	1/8"	3/16"
53037	H-1850	1/8" x 50' Sink Trap Hose	1/8"	3/16"
45792	H-1425	1/4" x 25'	3/16"	1/4"
47597	H-1435	1/4" x 35'	3/16"	1/4"
47602	H-1450	1/4" x 50'	3/16"	1/4"
49272	H-1475	1/4" x 75'	3/16"	1/4"
49277	H-1400	1/4" x 100'	3/16"	1/4"
64732	H-1415	1/4" x 150'	3/16"	1/4"
50002	HL-1	Flexible Leader, 1/4" x 12"	1/4"	3/16"
50007	HL-2	Flexible Leader, 1/2" x 18"	1/8"	3/16"
47607	H-1250	1/2" x 50'	1/4"	1/2"
47612	H-1275	1/2" x 75'	1/4"	1/2"
47617	H-1200	1/2" x 100'	1/4"	1/2"
51587	H-1211	1/2" x 110'	1/4"	1/2"
49487	H-1215	1/2" x 150'	1/4"	1/2"
51597	H-1220	1/2" x 200'	1/4"	1/2"

## Jetter Accessories

Catalog No.	Model No.	Description
64697	H-10	H-10 Cart with Hose Reel
62592	H-10 WH	H-10 Cart with Hose Reel and 100' x 1/4" Trap Hose
62882	H-5	Mini Hose Reel (fits H-10 cart) 150' x 1/4" Capacity
64737	H-30	H-30 Cart with Hose Reel
62877	H-30 WH	H-30 Cart with Hose Reel and 110' x 1/2" Jet Hose
62887	HP-EL	Pressure Wash Package, Electric Jetters
64702	HW-EL	Wash Wand, Electric Jetters
51572	H-1235	1/2" x 35' Wash Hose
62897	H-10A	KJ-1750 Adapter to Fit H-10 Cart
62892	H-30A	KJ-1350 Adapter to Fit H-30 Cart
48367	H-25	Winterizing Kit
47542	H-21	Nozzle Cleaning Tool
67187	H-32	Jet Vac (See page 163 for details)

## Jetter Nozzles

### Model H-21 and H-31 (KJ-1350)

### Model H-41 and H-51 (KJ-1750)

### Propulsion Nozzles

General-purpose nozzle that works well in most applications. Features three reverse thrusters for maximum propulsion to jet long distances.



### Model H-22 and H-32 (KJ-1350)

### Model H-42 and H-52 (KJ-1750)

### Penetrating Nozzles


Penetrating nozzle features an additional forward pointing jet that blasts a hole in solid ice or sludge blockages. Three reverse jets provide propulsion.



### Model H-24 Drop Head Nozzle (KJ-1350)

### Model H-44 Drop Head Nozzle (KJ-1750)

Allows jetter hose to negotiate difficult bends and traps. Three reverse thrusters provide propulsion.



### Model H-25 Spinning Nozzle (KJ-1350)

### Model H-45 Spinning Nozzle (KJ-1750)

Spinning action cleans the entire interior of pipe surface. Three reverse jets provide propulsion.



## KJ-2200 Water Jetter



Model KJ-2200-C



Model KJ-2200

### Jets 1/4" to 6" (32-150mm) Drain Lines

This jetter propels a highly flexible hose through 1/4" to 6" lines – blasting through sludge, soap and grease blockages. As you pull the hose back, it power scrubs the line flushing debris away, restoring drain lines to their full, free-flowing capacity.

- **Powerful:** Actual working pressure of 2200 psi and flow of 2.4 GPM for fast, effective cleaning of lines.
- **Easy to Use:** Thrust propels the hose down the line. You simply guide the hose into the drain.
- **Pulse Action:** Activate the KJ-2200's pulse action to easily negotiate difficult bends and traps.
- **Portable:** The optional H-30 cart rolls the jetter and hose to the job site. The jetter is easily removed from the cart in seconds for hard to reach drains, indoor applications or remote storage.
- **Convenient:** Standard equipment includes FV-1 foot valve. It makes remote or indoor operation simple and safe. You control the jetting action at the drain while leaving the jetter outdoors.
- **Quality & Dependability:** Triplex pump with corrosion-resistant, forged brass head. Reduced number of fittings, hoses and parts minimizes leaks and down time – keeping you on the job.
- **Versatile:** Optional power washer package cleans cables, tools and other heavily soiled equipment.
- New and improved 6.5 HP Recoil start gasoline engine starts easily. Features: ON/OFF switch; choke and throttle controls; easy access oil fill and dip stick.



# Drain Cleaning

## Machine Options

Catalog No.	Model No.	Description	Wt.
63877	KJ-2200	KJ-2200 Jetter with Pulse – H-61, H-62, and H-64 1/8" NPT Nozzles – H-71 and H-72 1/4" NPT Nozzles – 75' x 1/4" Trap Hose – FV-1 Foot Valve – Nozzle Cleaning Tool	65 lb. (29.5 kg)
63882	KJ-2200-C	Above With: – H-30 Cart – 110' x 1/2" Jet Hose	145 lb. (65.8 kg)

## Jetter Nozzles and Hoses

Catalog No.	Model No.	Description	Hose I.D.	Hose O.D.
64772	H-61	Propulsion Nozzle	1/8" NPT	
64777	H-62	Penetrating Nozzle	Fits 1/4" Hose	
64782	H-64	Drop Head Nozzle		
82842	H-65	Spinning Nozzle		
64787	H-71	Propulsion Nozzle	1/4" NPT	
64792	H-72	Penetrating Nozzle	Fits 1/2" Hose	
82852	H-75	Spinning Nozzle		
47592	H-1425	1/4" x 25'	3/16"	1/4"
47597	H-1435	1/4" x 35'	3/16"	1/4"
47602	H-1450	1/4" x 50'	3/16"	1/4"
49272	H-1475	1/4" x 75'	3/16"	1/4"
49277	H-1400	1/4" x 100'	3/16"	1/4"
64732	H-1415	1/4" x 150'	3/16"	1/4"
50002	HL-1	Flexible Leader, 1/4"	1/8"	3/16"
50007	HL-2	Flexible Leader, 1/2"	1/8"	3/16"
47607	H-1250	1/2" x 50'	1/4"	1/2"
47612	H-1275	1/2" x 75'	1/4"	1/2"
47617	H-1200	1/2" x 100'	1/4"	1/2"
51587	H-1211	1/2" x 110'	1/4"	1/2"
49487	H-1215	1/2" x 150'	1/4"	1/2"
51597	H-1220	1/2" x 200'	1/4"	1/2"

## Jetter Accessories

Catalog No.	Model No.	Description
62882	H-5	Mini Hose Reel (No Hose included)
64737	H-30	H-30 Cart with Hose Reel
62877	H-30 WH	H-30 Cart with Hose Reel and 110' x 1/2" Jet Hose
64077	HP-22	Pressure Wash Package, KJ-2200
64767	HW-22	Wash Wand, KJ-2200
51572	H-1235	Wash Wand Hose 1/2" x 35'
48157	FV-1	Foot Valve
66732	HF-4	Quick Connect Hose
48367	H-25	Winterizing Kit
47542	H-21	Nozzle Cleaning Tool
67187	H-32	Jet Vac

## Jetter Nozzles

### Model H-61 and H-71

#### Propulsion Nozzles

General-purpose nozzle that works well in most applications. Features three reverse thrusters for maximum propulsion to jet long distances.



### Model H-62 and H-72

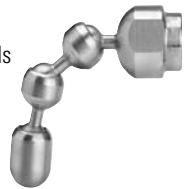
#### Penetrating Nozzles

Penetrating nozzle features an additional forward pointing jet that blasts a hole in solid ice or sludge blockages. Three reverse jets provide propulsion.



### Model H-64 Drop Head Nozzle

Allows jetter hose to negotiate difficult bends and traps. Three reverse thrusters provide propulsion.



### Model H-65 and H-75 Spinning Nozzle

Spinning action cleans the entire interior of pipe surface. Three reverse jets provide propulsion.



## Jet Vac

For use with all RIDGID water jetters:

The Jet Vac attaches to any portable water jetter to quickly move (vacuum) liquid and debris from flooded basements, sumps, swimming pools, construction sites, car wash pits, etc. This cost and time saving product will move up to 60 gallons of liquid per minute.



Jet Vac Unit



## KJ-3000 Water Jetter



Model KJ-3000

### Jets 2" to 8" (50-200mm) Drain Lines

The RIDGID KJ-3000 portable water jetter gives you 3000 psi actual working pressure to handle large commercial and industrial applications. This jetter propels a highly flexible and lightweight hose through 2" to 8" lines – blasting through sludge, soap, grease, and sediment blockages. As you pull the hose back, it power scrubs the line flushing debris away and restoring drain lines to their full, free-flowing capacity – all without the use of harmful chemicals.

- **Powerful:** Actual working pressure of 3000 psi and flow of 4.0 GPM for fast, effective cleaning of lines.
- **Lightweight Hose:** Hose with nylon braid provides significant weight reduction and increased flexibility – all without reducing strength. Allows the thrust to propel the hose further down the line.
- **Complete:** With the KJ-3000's removable hose reel, there is no need to purchase expensive portable hose reels. Standard packages come equipped to handle indoor and remote applications.
- **Convenient:** Completely remove the hose reel to ease loading onto service trucks. Simply rotate the hose reel forward to gain full access to the engine's gas tank and air filter.
- **Maneuverable:** In the heavy-duty 3000 psi jetter category, the RIDGID KJ-3000 is one of the most maneuverable jettters on the market. The unit, on its unique two-wheeled cart, easily fits through standard size doors and can negotiate tight turns with the greatest of ease.
- **Pulse Action:** Activate the KJ-3000's pulse action to easily negotiate difficult bends and traps.
- **Quality & Dependability:** Triplex pump with corrosion-resistant, forged brass head. Gear reducer allows pump to run at slower (optimal) speed. Reduced number of fittings, hoses and parts minimizes leaks and downtime – keeping you on the job.
- **Versatile:** Power wash package and chemical injector system cleans cables, tools, and other heavily soiled equipment.
- 13 HP Recoil start gasoline engine starts easily. Features: ON/OFF switch; choke and throttle controls; easy access oil fill and dip stick.



KJ-3000 with hose reel removed



Root Ranger root cutting jetter nozzle now included with every KJ-3000.

# Drain Cleaning

## Machine Options

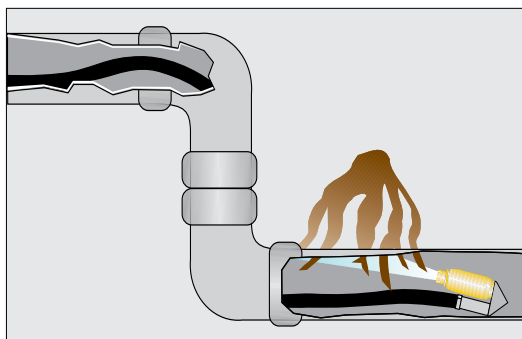
Catalog No.	Model No.	Description	Wt.
64882	KJ-3000	KJ-3000 Jetter with Pulse – H-91 and H-92 1/4" NPT Nozzles – RR3000 Root Cutting Nozzle – H-38 Hose Reel with 200' x 3/8" ID Jet Hose – 50' x 3/8" ID Jet/Wash Hose – Pressure Wash Package – FV-1 Foot Valve – Nozzle Cleaning Tool	215 lb. (97.5 kg)  160 lb. (72.6 kg) w/o Hose Reel
64892	KJ-3000-E	Above With: – Electric Start Engine (Battery not included)	225 lb. (102.1 kg) 170 lb. (77.1 kg) w/o Hose Reel

## Jetter Nozzles and Hoses

Catalog No.	Model No.	Description	Hose I.D.	Hose O.D.
64802	H-81	Propulsion Nozzle	1/8" NPT	
64807	H-82	Penetrating Nozzle	Fits 1/4" Hose	
64812	H-84	Drop Head Nozzle		
82847	H-85	Spinning Nozzle		
64817	H-91	Propulsion Nozzle	1/4" NPT	
64822	H-92	Penetrating Nozzle	Fits 3/8" Hose	
82857	H-95	Spinning Nozzle		
16713	RR3000	Root Ranger Root Cutting Nozzle		
47592	H-1425	1/4" x 25' Trap Hose	3/16"	1/4"
47597	H-1435	1/4" x 35' Trap Hose	3/16"	1/4"
47602	H-1450	1/4" x 50' Trap Hose	3/16"	1/4"
49272	H-1475	1/4" x 75' Trap Hose	3/16"	1/4"
49277	H-1400	1/4" x 100' Trap Hose	3/16"	1/4"
64732	H-1415	1/4" x 150' Trap Hose	3/16"	1/4"
64827	H-3835	3/8" ID x 35' Wash Hose	3/8"	5/8"
64832	H-3850	3/8" ID x 50' Jet/Wash Hose	3/8"	5/8"
64837	H-3810	3/8" ID x 100' Jet Hose	3/8"	5/8"
64842	H-3815	3/8" ID x 150' Jet Hose	3/8"	5/8"
64847	H-3820	3/8" ID x 200' Jet Hose	3/8"	5/8"
64852	H-3825	3/8" ID x 250' Jet Hose	3/8"	5/8"
64857	H-3830	3/8" ID x 300' Jet Hose	3/8"	5/8"

## Jetter Accessories

Catalog No.	Model No.	Description
62882	H-5	Mini Hose Reel
64862	H-38	Hose Reel (Fits KJ-3000)
64902	H-38 WH	Hose Reel with 200' x 3/8" ID Hose (Fits KJ-3000)
64797	HW-30	Wash Wand, KJ-3000
48367	H-25	Winterizing Kit
48157	FV-1	Foot Valve
66732	HF-4	Quick Connect Hose (Reel to Foot Valve)
47542	H-21	Nozzle Cleaning Tool
67187	H-32	Jet Vac



Clear tough blockages and tree roots with Root Ranger 3000.

## Jetter Nozzles

### Model H-81 and H-91 Propulsion Nozzles

General-purpose nozzle features three reverse thrusters for maximum propulsion to jet long distances.



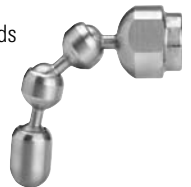
### Model H-82 and H-92 Penetrating Nozzles

Additional forward pointing jet blasts a hole in solid ice or sludge blockages. Three reverse jets provide propulsion.



### Model H-84 Drop Head Nozzle

Allows Jetter hose to negotiate difficult bends and traps. Three reverse thrusters provide propulsion.



### Model H-85 and H-95 Spinning Nozzles

Spinning action cleans the entire interior of pipe surface. Three reverse jets provide propulsion.



## Foot Pedal

The foot pedal's ON/OFF control gives you total control of the jetting action at the drain opening. It frees both hands to guide the jetting hose into the drain opening and around bends and traps.



## Jet Vac

For use with all RIDGID water jettors:







The Jet Vac attaches to any portable water jetter to quickly move (vacuum) liquid and debris from flooded basements, sumps, swimming pools, construction sites, car wash pits, etc. This cost and time saving product will move up to 60 gallons of liquid per minute.



Jet Vac Unit








# Drain Cleaning

## For Drain Guns, Sink Drums, and Small Line Sectional Machines









	Model	Length	Typical Application	Characteristics	Machines
5/16" (8mm)	 Bulb Auger C-1 C-21	25' 50'	Drain Lines 3/4" to 1 1/2". Kitchen Sinks, Lavatory Sinks, Bathtub Drains, Drinking Fountains and Urinals.	Hollow core cables that provide maximum flexibility for severe bends and "P" Traps.	K-25/K-26 (25' only) K-39 K-40 K-50*
	 Drop Head C-2 C-22	25' 50'	Drain Lines 3/4" to 1 1/2". Drop Head leads into down drain pipes, especially good for back-to-back mounted fixtures and severe bends.		
	 Inner Core w/ Bulb Auger C-11C C-131C	25' 35'	Drain Lines 1 1/4" to 2". Kitchen Sinks, Lavatory Sinks, Slop Sinks and Laundry Lines.	Inner core cables that provide good flexibility while resisting kinking.	K-25/K-26 (25' only) K-39, K-40 K-3800, K-50*
	 Inner Core w/ Drop Head C-21C C-231C	25' 35'	Drop Head leads into down drain pipes, especially good for back-to-back mounted fixtures and severe bends.		
3/8" (10mm)	 Male Coupling C-4 C-6 C-61C	25' 35' 35'	Drain Lines 1 1/4" to 2 1/2". Kitchen Sinks, Lavatory Sinks, Slop Sinks, and Disposal Waste Lines.	Flexible, yet tough 3/8" cable most commonly used after traps have been removed. C-61C slightly stiffer than C-6.	K-39 K-40 K-50*
	 Bulb Auger C-5	35'	Drain Lines 1 1/4" to 2 1/2". Kitchen Sinks, Lavatory Sinks, Slop Sinks, and Disposal Waste Lines.		

## For Drum Machines

\*See Page 12.25 for Proper Adapter or Sink Drum.



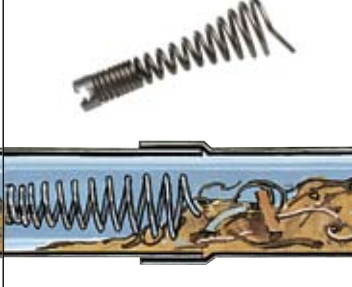
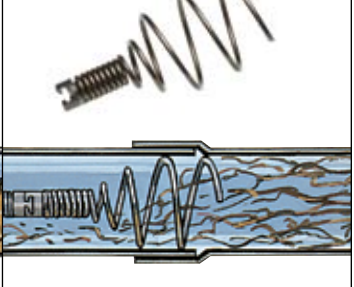






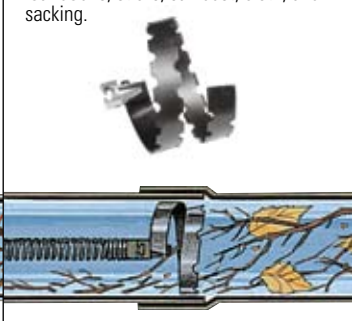
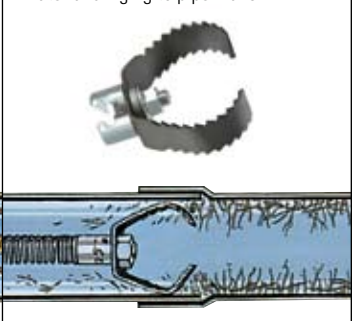




	Model	Length	Typical Application	Characteristics	Machines
3/8" (10mm)	 w/Inner Core C-31, C-31IW C-32, C-32IW C-33, C-33IW	50' 75' 100'	Drain Lines 1 1/2" to 2 1/2". Kitchen Sinks, Lavatory Sinks, Slop Sinks and Laundry Stacks.	Good flexibility. As torque builds, outer spring tightens on wire core causing cable to stiffen and transfer greater torque to cutter.	K-380 K-3800
	 w/Inner Core C-44, C-44IW C-45, C-45IW C-46	50' 75' 90'	Drain Lines 2" to 4". Laundry Stacks, Roof Vents and Indoor Floor Drains.		
	 w/Inner Core C-25, C-25IW C-26, C-26IW C-27, C-27IW C-24, C-24IW	25' 50' 75' 100'	Drain Lines 3" to 6". Floor Drains, Vents, and Laterals.		
5/8" (16mm)	 w/Hollow Core C-27HC C-24HC	75' 100'	Drain Lines 3" to 6". Floor Drains, Vents, and Laterals.	Hollow core cable is lighter in weight & more flexible. Helps operator negotiate difficult traps & bends in large lines.	K-750 K-6200 K-7500
	 w/Inner Core C-28 C-29 C-75 C-100	25' 50' 75' 100'	Drain Lines 4" to 10". Main Lines including Laterals.		
3/4" (20mm)	 w/Hollow Core C-75HC C-100HC	75' 100'	Drain Lines 4" to 6". Main Lines including Laterals.	Hollow core cable is lighter in weight and more flexible. Helps operator negotiate difficult traps and bends in large lines.	K-750 K-7500
	 w/Inner Core C-28 C-29 C-75 C-100	25' 50' 75' 100'	Drain Lines 4" to 10". Main Lines including Laterals.		

## For Sectional Machines

	Model	Length	Typical Application	Characteristics	Machines
5/8" (16mm)	 C-7	7 1/2'	2" and 3" Floor Drains.	Tight wind cable providing good rigidity in a hollow core cable. Not for tree roots.	K-50, K-60SP K-75A/B*
	 C-8	7 1/2'	Drain Lines 1 1/4" to 2". Ideal for proper cleaning of small lines.	Open wind cable that is more flexible than C-7. Open wind acts as an auger to thoroughly remove blockages in small lines.	
	 C-9	10'	Drain Lines 2" to 4". Ideal for Floor Drains and Stacks.	Heavy-Duty open wind cable ideal for long runs in indoor lines.	
7/8" (22MM)	 C-10	15'	Drain Lines 2" to 4". Rooftop Vent Stacks.	Standard all-purpose open wind. Excellent flexibility.	K-60SP K-1500A/B*
1 1/4" (32mm)	 C-11	15'	Drain Lines 3" to 8". Good for all around work. Easily negotiates 4" Traps.	Standard all-purpose open wind with 3/8" pitch. Flexible, yet rigid enough to do fast, tough root cutting.	K-1500A/B/ & SP
	 C-12	15'	Drain Lines 4" to 10". Do not use through 4" "P" Traps.	Extra-heavy-duty open wind with 3/8" pitch. Designed for 4" to 10" long runs.	
	 C-14	15'	Drain Lines 3" to 10". Do not use through 4" "P" Traps.	Heavy-duty open wind with 1/2" pitch. Especially good For 4" cleanout or 8" elbow entering in 4" to 10" line.	
	 C-15	15'	Drain Lines 3" to 6". Ideal for 4" Traps.	Extra-flexible open wind with 1/2" pitch. Lighter than C-11, slightly stiffer.	

\*See Pages 12.29 & 12.31 for Proper Jawset.

# Drain Cleaning

<p><b>Drop Head Auger</b> For cleaning back to back mounted fixtures e.g., sinks where cable needs to be led into down pipe.</p> 	<p><b>Straight Auger</b> For use in exploring and breaking up stoppages or returning sample to surface to determine correct tool.</p> 	<p><b>Funnel Auger</b> For use as second tool in line. Breaks up remains of stoppage left by straight auger.</p> 	<p><b>Hook Auger</b> For heavy and dense root stoppages in pipes that require hooking and breaking up.</p> 
<p><b>Retrieving Auger</b> For searching for cable which is broken or lost in line.</p> 	<p><b>Spade Cutter</b> For following up after augers have been used and to open up floor drains.</p> 	<p><b>Four Blade Saw Tooth Cutter</b> For blockages caused by hardened, glazed material such as chemical deposits.</p> 	<p><b>Grease Cutter</b> For lines which have become badly greased with detergents and have to be opened.</p> 
<p><b>Spiral Saw Tooth Cutter</b> For clearing any stoppage, roots, rags, sticks, etc.</p> 	<p><b>Saw Tooth Cutter</b> For cleaning lines blocked heavily with roots. Unique design permits cutter to be removed from damaged pipe without locking.</p> 	<p><b>Spiral Bar Cutter</b> For main sewers blocked by roots, leaf debris, sticks, sawdust, cloth, and sacking.</p> 	<p><b>Sharktooth Cutter</b> For use in cleaning pipes of general material clinging to pipe walls.</p> 
<p><b>Grease "C" Cutter</b> For grease blockage in lines leading from garbage disposal unit or waste pipe.</p> 	<p><b>Expanding Finish Cutters</b> For final removal of material adhering to walls and certain roots of fibrous nature.</p> 	<p><b>Chain Knocker</b> For use when vigorous action is required for cleaning of scale in pipes and boiler tubes.</p> 	<p><b>Flue Brush</b> For use for finish cleaning required of boiler tubes and heat exchangers.</p> 



Always start with a straight auger to try and determine what you are trying to clean. Then choose the correct cutter to clear the drain.

## Sump, Utility and Sewage Pumps

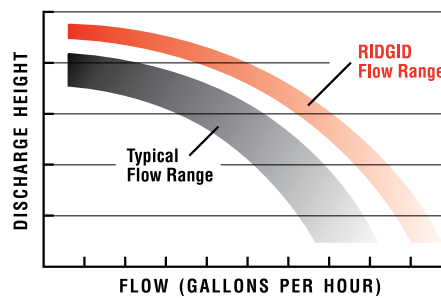


**RIDGID sump, utility and sewage pumps offer the quality, performance and dependability expected from the RIDGID name.**

### Premium Components for Longer Life

- Cast Iron housings and impellers for abrasion resistance.
- Stainless steel motor housing and impeller seal plates for corrosion resistance.
- Industrial grade motors.
- Backed by the RIDGID Lifetime Warranty.

### Premium Performance for High Flow



- Top suction intake for increased reliability.
- 1½" discharge for high flow.

BB-12V Battery Back Up System



SP-500P ½ HP Pedestal Pump



SP330 ½ HP Sump Pump



## Sump Pumps

### Premium Performance

- Top suction intake filters debris for increased reliability.
- 1½" diameter discharge for higher flows.
- Fits into small 11" diameter sump basins.
- Horsepower choices of ¼, ½ or 1 HP.

Catalog No.	Model No.	Description	Capacity*	Weight	
				lb.	kg
85942	SP-330	¼ HP Submersible Sump Pump	3,100	17	7.7
85992	SP-330D	¼ HP Submersible Sump Pump w/Diaphragm Switch	3,100	17	7.7
25428	SP-300P	¼ HP Pedestal Sump Pump	3,900	16	7.3
85937	SP-500	½ HP Submersible Sump Pump	4,400	20	9.1
86007	SP-500A	½ HP Submersible Sump Pump with Flood Alarm	4,400	21	9.5
85952	SP-500P	½ HP Pedestal Sump Pump	4,100	16	7.3
24443	SP-1000C	1 HP Industrial Submersible Sump Pump w/Diaphragm Switch	9,000	56	25.5
25423	SSP-1000	1 HP Switchless Industrial Submersible Sump Pump	5,400	24	10.9
85982	BB-12V	Battery Back-Up Sump Pump Includes Kit	2,300	10	4.5

\*Note: Capacity in gallons per hour at zero foot discharge height



TP-250 1/4 HP  
Utility Pump



TP-5500 5.5 HP  
Utility Semi-Trash Pump



TP-4000 4 HP  
Utility Semi-Trash Pump



2" Hose Kit for TP-4000

## Utility Pumps

- Two electric utility pumps to fit most water transfer applications with dry run capability for unattended operation.
- Two gas-driven semi-trash pumps in 4 HP and 5.5 HP ratings.
  - Premium Honda® engines for easy starts and longer life.
  - Cast iron pump & impeller for durability and longer life.
  - Heavy-duty roll cage for stability.
  - Intake flapper to retain prime.
  - Solids handling up to 5/8" diameter.

Catalog No.	Model No.	Description	Capacity*	Weight	
				lb.	kg
85987	TP-250	1/4 HP Submersible Utility Pump	1,100	8	3.6
85957	TP-4000	4 HP Utility Semi-Trash Pump	9,600	48	21.8
85962	TP-5500	5.5 HP Utility Semi-Trash Pump	16,800	72	32.7
90702	–	2" Hose Kit for TP-4000 includes suction/ discharge hoses & connectors		25	11.5
90707	–	3" Hose Kit for TP-5500 includes suction/ discharge hoses & connectors		53	24

\*Note: Capacity in gallons per hour at zero foot discharge height

# Drain Cleaning



SEC-500 1/2 HP  
Residential Sewage Pump



SEC-400 1/10 HP  
Sewage Pump

## Sewage Pumps

- SEC-400 (1/10 HP) and SEC-600 (1/10 HP) for industrial, commercial applications.
  - Cast iron pump, housings, and impeller for abrasion resistance and longer life.
  - Commercial split phase motor develops greater starting torque and more efficient operation.
  - Solids handling up to 2" diameter.
- SEP-500 (1/2 HP) for residential applications
  - 2" or 3" discharge capability.
  - Vortex impeller design generates high flow rates.
  - Solids handling up to 2" diameter.

Catalog No.	Model No.	Description	Capacity*	Weight	
				lb.	kg
85967	SEP-500	1/2 HP Residential Sewage Pump	8,600	24	10.9
85972	SEC-400	1/10 HP Sewage Pump	8,100	59	26.8
85977	SEC-600	1/10 HP Sewage Pump	9,000	60	27.2

\*Note: Capacity in gallons per hour at zero foot discharge height



# Wet/Dry Vacuums

## Wet/Dry Vacuums

- Four to sixteen gallon capacities.
- Proprietary motor and blower combination to maximize performance.
- Rugged polypropylene drums are impact and corrosion resistant.



Type	No. of Models	Gallon Capacity	Page No.
Wet/Dry Vacuums	10	4-16	13.2-13.3
Air Filtration System	1	–	13.3
Accessories	19	–	13.4



## Wet/Dry Vacuums and Portable Air Filtration System

Ridge Tool offers a complete line of commercial grade wet/dry vacuums. The new RIDGID Wet/Dry Vacs are the highest powered vacuums in the industry – offering 2 to 6.5 peak horsepower in 4 to 16 gallon capacities. They are an excellent accessory to your shop or garage, making easy clean-up for even the most challenging jobs...wet or dry. The RIDGID Wet/Dry Vacs offer the following features:

- Proprietary motor and patented blower wheel designed to maximize performance.
- Pleated filter has more surface area for greater efficiency and longer life.
- Reduced dB level resulting in even quieter operation.
- Rugged polypropylene drums are impact and corrosion resistant.
- Automatic suction shut-off senses and prevents liquid overflow; integral drain plug makes draining the vacuum easy.
- All units convert to a powerful blower with at least 150 mph blowing velocity.

The new ProVac series offers dynamic redesign and styling, a stronger 2-piece drum, an improved noise reduction system, and a built-in filter sensor with an advanced 3-stage filter for better motor performance. In addition, the ProVac WD1850 has a removable soft storage bag to secure accessories and tools, while the WD1950 boasts all the great new features of the ProVac series in a stainless steel drum.

# Wet/Dry Vacuums



Catalog No.	Model No.	Description	Sealed Pressure	Peak Horse Power	Airflow 2½" Orifice	Air Watts	Cord Length	Weight	
								lb.	kg
15813	WD4050	4 Gallon Wet/Dry Vacuum	50"	5.0	150 cfm	235	20'	12.0	5.4
22713	WD4550	4.5 Gallon Wet/Dry Vacuum Pro-Pack	48"	5.0	100 cfm	165	20'	15.0	6.8
22718	WD5500	5 Gallon Wet/Dry Vacuum (Wall-Mount Unit)	45"	5.0	95 cfm	152	20'	24.0	10.9
96877	WD0625	6 Gallon Wet/Dry Vacuum	48"	2.0	100 cfm	170	10'	16.0	7.3
96882	WD0945	9 Gallon Wet/Dry Vacuum	50"	3.5	130 cfm	235	10'	18¾	8.5
96887	WD1245	12 Gallon Wet/Dry Vacuum	48"	5.0	175 cfm	270	15'	22½	10.2
18718	WD1450	14 Gallon Wet/Dry Vacuum	48"	6.0	180 cfm	280	20'	25.0	11.4
96897	WD1665	16 Gallon Wet/Dry Vacuum w/ Detachable Blower	50"	6.5	120 cfm	340	20'	28.0	12.8
18723	WD1850	16 Gallon Wet/Dry Vacuum ProVac	50"	6.5	180 cfm	290	20'	36.0	16.4
22708	WD1950	16 Gallon Wet/Dry Vacuum Stainless Steel	53"	6.5	203 cfm	336	20'	43.0	19.5

## Portable Air Filtration System



Catalog No.	Model No.	Description	Airflow	Cord Length (ft.)	Weight	
					lb.	kg
72957	AF2000	Portable Air Filtration System	200 cfm	10'	10.0	4.54
72962	RF2001	Foam Filter for AF2000	–	–	1.0	0.45
72967	RF2002	Cone Filter for AF2000	–	–	1.0	0.45




















A lightweight, portable air filtering unit that removes small, airborne dust particles for a cleaner work environment.


- Can be carried to jobsite or mounted between joists/studs.
- 200 cfm air flow – delivers 8 air changes per hour in a 15' x 10' room.
- 93% of debris @ 5 microns is trapped in two-stage filter design.

# Wet/Dry Vacuums

## Accessories

Vacuums are offered with a variety of standard equipment and accessories as indicated below. The three-stage high efficiency filter is standard on the ProVac series and also fits the other models. ( ) denotes quantity.

	Catalog No.	Model No.	Description	Standard Equipment With										
				WD4050	WD4550	WD5500	WD0625	WD0945	WD1245	WD1450	WD1665	WD1850	WD1950	
	72887	VT2501	Dusting Brush		•	•								
	72892	VT2506	Blower Nozzle								•			
	72897	VT2507	7' Vacuum Hose				•	•						
	72902	VT2508	Extension Wand			•(2)	•(2)	•(2)	•(2)	•(2)	•(2)	•(2)	•(2)	•(2)
	72907	VT2509	Utility Nozzle		•	•	•	•	•	•	•	•	•	•
	72912	VT2510	Wet Nozzle					•	•	•	•	•	•	•
	72917	VT2511	2½" Hose Connector											
	72922	VT2514	14" Floor Brush											
	72927	VT2525	Noise Muffler	•		•	•	•	•	•	•	•	•	•
	72932	VT2502	Crevice Tool		•	•								
	72937	VT2503	Car Nozzle	•		•				•	•	•	•	•
	72942	VT2504	Hose Grip											
	83587	VT2520	Tug-A-Long Hose	•						•	•	•	•	•
	83582	—	1¼" Vac Hose											
	72947	VF4000	Standard Pleated Paper Filter				•	•	•		•			
	72952	VF5000	High Efficiency 3-Stage Filter	•	•	•					•		•	•
	47897	VFH20	Filter for H-20 Vacuum											
	83577	VF3000	Filter for TV3000											
	97457	VF6000	Hepa Filter											



## Alphabetical Index

### Bending & Forming

Conduit Benders.....	8.4
Conduit Sizing Tool.....	8.5
Flaring Tools.....	8.6
Lever Benders.....	8.2
Model S Tube Expander.....	8.5
Ratchet Benders.....	8.3
Ratchet Tube Wrenches.....	8.7
Spring Type Benders.....	8.4
Swaging Tools.....	8.5

### Drain Cleaning

Auto-Spin Sink Machine.....	12.7
Grappler Hook.....	12.4
Hand Spinners.....	12.6
K-1000 Rodding Machine.....	12.34
K-1500G Sectional Machine.....	12.33
K-1500SP Sectional Machine.....	12.32
K-375R Drum Machine.....	12.22
K-380 Drum Machine.....	12.12
K-3800 Drum Machine.....	12.14
K-39 Sink Machine.....	12.8
K-40 Sink Machine.....	12.10
K-50 Sectional Machine.....	12.24
K-60 Sectional Machine.....	12.26
K-60 Sectional Machine.....	12.28
K-60 Sectional Machine.....	12.30
K-6200 Drum Machine.....	12.16
K-750 Drum Machine.....	12.18
K-750 Drum Machine.....	12.20
K-750R Drum Machine.....	12.23
KJ-2200 Water Jetter.....	12.38

KJ-3000 Water Jetter.....	12.40
Pumps.....	12.44
Sewer Tape.....	12.5
Toilet Augers.....	12.4
Water Jetters.....	12.36

### Drilling & Tapping

Core Drilling.....	6.6
Hole Cutting Tools.....	6.2
Hole Saw Arbors.....	6.4
Hole Saws.....	6.4
Reciprocating Saw Blades.....	6.5
Tapping Tools.....	6.5

### General Purpose Hand Tools

Anvils.....	7.3
Bench Vises.....	7.2
Bolt Cutter.....	7.12
Cable Cutters.....	7.11
Cable Trimmer.....	7.12
Hammers.....	7.4
Knockout Sets.....	7.10
Levels.....	7.3
Pliers.....	7.8
Replacement Drill Guides / Twist Drills.....	7.15
Electrical Tools.....	7.16
Rulers.....	7.7
Saws.....	7.5
Screw Extractors.....	7.14
Shovels.....	7.13
Snips.....	7.9
Tape Measures.....	7.6
Thermometer.....	7.18
Tool Boxes.....	7.6

### Pipe Inspection & Locating

Mini-SeeSnake Plus Video Inspection System.....	11.5
Monitors.....	11.3
NaviTrack II Locator.....	11.8
NaviTrack Scout Locator.....	11.9
Reels.....	11.3
SeekTech Utility Line Locating.....	11.12
SeeSnake Compact and FlatPack Video Inspection System.....	11.6
SeeSnake Plus Video Inspection System.....	11.4
Transmitters, NaviTrack.....	11.10
Transmitters, SeekTech.....	11.13

### Pipe Tube Cutting & Preparation

Conduit Sizing Tool.....	3.18
Copper Cutting Prep Machines.....	3.12
Inner-Outer Copper Cleaning Brush.....	3.18
Pipe Cutters.....	3.2
Plastic Pipe Cutters.....	3.16
Power Pipe Cutters.....	3.8
Reamers, Deburring Tools.....	3.19
Reamers, Extractors & Taps.....	3.7
Saws.....	3.10
Soil Pipe Cutters.....	3.4
Tubing Cutters.....	3.13

### Pipe Vises & Supports

Pipe Stands.....	2.4
Pipe Vises.....	2.2

## Pressing

Battery-Operated Press Tool .....	10.6
Compact Battery-Operated Press To.....	10.4
Compact Series Pressing Jaws.....	10.5
Compact Series Gauges.....	10.5
Corded Press Tool.....	10.7
JobMax Fittings Bag .....	10.11
PEX Crimp Tools .....	10.10
Pressing Jaws & Rings .....	10.2
Pressing Rings.....	10.9
Standard Series Pressing Jaws .....	10.8

## Roll Grooving

915 Manual Roll Groover .....	5.3
918 Hydraulic Roll Groover .....	5.6
918-I Roll Groover .....	5.7
920 Roll Groover.....	5.8
960 Ratchet-Driven Roll Groover .....	5.4
Power-Driven 916 Roll Groover.....	5.5

## Threading

141 Geared Pipe Threaders.....	4.11
161 Geared Pipe Threaders.....	4.11
Bolt Threaders.....	4.7
Cutting Oil .....	4.12
Die Heads for Manual Threaders – 00-R, 12-R, 11-R & 00-RB.....	4.5
Die Heads for Ratchet Threaders – 00-R, 12-R, 11-R.....	4.6
Geared Threader Accessories.....	4.10
Geared Threader Configurations.....	4.9
Hand-Held Power Threaders.....	4.13
Machine Stands .....	4.19
Machine Stands .....	4.21
Manual Ratchet Threaders .....	4.3

Manual Receding Threaders.....	4.8
Model 1210 Oil-less Threading Machine .....	4.22
Model 1215 Threading Machine.....	4.23
Model 1224 Threading Machine.....	4.28
Model 1822-I Threading Machine .....	4.25
Model 300 Compact Threading Machine.....	4.24
Model 535 Threading Machine.....	4.20
Model 535A Automatic Threading Machine.....	4.18
Nipple Chucks / Adapters .....	4.33
Oiler.....	4.12
Pipe Dies .....	4.11
Pipe Dies for 00-R, 11-R, 12-R, 0-R, 11-R Ratchet Threaders or 30A, 31A 3-Way Pipe Threaders .....	4.7
Pipe Dies for 4PJ Geared Pipe Threaders.....	4.8
Pipe Dies for Machine Die Heads.....	4.30
Pipe Dies, Bolt Dies for Machine Die Heads.....	4.31
Power Threading Machines .....	4.16
Power Threading Machines .....	4.26
Receding Geared Threaders.....	4.10
Receding Threaders Pipe Dies for 65R-C & 65R-TC Ratchet Threaders.....	4.8
Thread Sealants .....	4.11
Threader Selection.....	4.2

## Tube Repairing & Joining

Pipe Freezer.....	9.3
Pipe Thawers.....	9.4
Pressure Test Pump.....	9.2
Soldering Gun.....	9.2

## Wet/Dry Vacuums

4 Gallon Wet/Dry Vacuum .....	13.3
4.5 Gallon Wet/Dry Vacuum Pro-Pack .....	13.3
5 Gallon Wet/Dry Vacuum (Wall Mount).....	13.3
6 Gallon Wet/Dry Vacuum .....	13.3
9 Gallon Wet/Dry Vacuum .....	13.3
12 Gallon Wet/Dry Vacuum .....	13.3
14 Gallon Wet/Dry Vacuum .....	13.3
16 Gallon Wet/Dry Vacuum w/blower.....	13.3
16 Gallon Wet/Dry ProVac .....	13.3
16 Gallon Wet/Dry Stainless Steel Vacuum.....	13.3
Portable Air Filtration System.....	13.3
Vacuum Accessories .....	13.4

## Wrenches

Adjustable Wrenches.....	1.7
Aluminum Pipe Wrenches.....	1.4
Basin Wrenches .....	1.7
Chain Tongs.....	1.6
Chain Wrenches.....	1.5
Heavy-Duty Pipe Wrenches .....	1.2
Hex Wrenches.....	1.6
Internal Wrench .....	1.7
One Stop Wrench.....	1.8
Plastic Nut Basin Wrench .....	1.8
Spud Wrench.....	1.6
Strap Wrenches .....	1.5
Hand Tool Kit.....	1.9
Wrench Parts.....	1.9

## Model Number Index

Model No.	Page No.						
1.....	1.5	25.....	1.6	153.....	3.15	402.....	4.12
1.....	7.14	25.....	2.3	154.....	3.15	403.....	8.2
1.....	7.15	25.....	7.14	156.....	3.15	404.....	8.2
2.....	1.5	27.....	2.3	161.....	4.10	405.....	8.2
2.....	3.7	30.....	3.15	170.....	7.13	406.....	8.2
2.....	7.14	32.....	4.17	171.....	7.13	408.....	8.2
2.....	7.15	32.....	5.8	172.....	7.13	418.....	4.12
3.....	3.7	32.....	7.4	173.....	7.13	418.....	4.13
3.....	7.14	36.....	1.2	174.....	7.13	418.....	4.14
3.....	7.15	36.....	7.15	176.....	7.13	418.....	4.15
4.....	4.12	39.....	2.3	177.....	7.13	418.....	4.17
4.....	4.12	46.....	2.5	202.....	3.3	419.....	4.29
4.....	7.14	46.....	4.10	205.....	3.14	425.....	2.2
4.....	7.15	48.....	1.2	206.....	3.5	425.....	4.14
5.....	1.5	60.....	1.2	206.....	3.5	455.....	8.6
5.....	7.14	72.....	3.19	212.....	7.5	456.....	8.3
5.....	7.15	73.....	3.19	216.....	7.4	460.....	2.2
6.....	1.2	74.....	3.19	220.....	7.4	460.....	4.14
6.....	7.14	80.....	3.7	226.....	3.5	461.....	2.3
6.....	7.15	81.....	3.7	226.....	3.5	462.....	2.3
7.....	7.14	82.....	3.7	227.....	3.19	463.....	2.3
7.....	7.15	83.....	3.7	228.....	3.5	464.....	2.3
7.....	8.5	84.....	3.7	241.....	4.26	506.....	8.3
8.....	1.2	85.....	3.7	246.....	3.5	508.....	8.3
8.....	7.14	86.....	3.7	246.....	3.5	531.....	4.19
8.....	7.15	87.....	3.7	250.....	4.24	531.....	4.23
8.....	8.5	87.....	7.12	250.....	7.4	531.....	4.24
10.....	1.2	89.....	3.7	254.....	3.7	531.....	4.26
10.....	1.3	92.....	2.5	258.....	3.9	531.....	4.27
10.....	3.15	101.....	3.13	276.....	3.5	532.....	4.19
10.....	7.14	102.....	3.16	303.....	7.4	532.....	4.24
12.....	1.2	103.....	3.13	304.....	4.17	532.....	4.26
12.....	7.3	104.....	3.13	310.....	8.2	532.....	4.27
12.....	7.4	106.....	3.16	311.....	4.17	535.....	4.21
14.....	1.2	108.....	3.16	312.....	4.17	541.....	4.29
14.....	1.3	109.....	3.16	312.....	8.2	542.....	4.29
14.....	1.4	116.....	7.4	341.....	4.17	555.....	4.27
15.....	3.15	117.....	3.13	341.....	4.19	560.....	2.2
16.....	7.4	118.....	3.13	341.....	4.21	562.....	8.5
17.....	1.6	120.....	4.22	342.....	1.7	563.....	8.5
18.....	1.2	120.....	7.4	344.....	4.26	564.....	8.5
18.....	1.3	122.....	3.12	345.....	8.6	565.....	8.5
18.....	1.4	126.....	3.18	346.....	4.10	570.....	8.5
20.....	3.15	127.....	3.19	358.....	8.3	575.....	3.18
21.....	2.3	138.....	3.16	360.....	4.17	575.....	8.5
22.....	2.3	141.....	4.10	364.....	4.26	600.....	4.13
23.....	2.3	141.....	4.26	368.....	8.3	601.....	4.13
24.....	1.2	150.....	3.14	375.....	8.6	606.....	7.6
24.....	1.3	151.....	3.15	377.....	8.6	606.....	10.11
24.....	1.4	152.....	3.15	378.....	8.3	610.....	4.22
24.....	7.4	152.....	6.4	395.....	7.3	614.....	3.10
						632.....	7.6
						640.....	2.3
						671.....	7.6
						690.....	4.14
						691.....	4.14
						700.....	4.15
						700.....	4.15
						707.....	7.8
						709.....	7.8
						710.....	7.8
						711.....	4.29
						713.....	4.29
						713.....	7.8
						714.....	4.29
						716.....	7.8
						724.....	7.3
						725.....	4.29
						744.....	4.29
						756.....	1.7
						758.....	1.7
						758.....	4.10
						760.....	1.7
						761.....	7.8
						762.....	1.7
						763.....	7.8
						764.....	4.29
						765.....	1.7
						766.....	4.29
						766.....	7.8
						767.....	7.8
						768.....	1.7
						768.....	4.10
						768.....	4.21
						770.....	4.15
						771.....	4.15
						772.....	4.15
						773.....	4.15
						774.....	1.7
						774.....	4.15
						775.....	4.15
						780.....	7.9
						781.....	7.9
						782.....	7.9
						783.....	7.9
						784.....	7.9
						785.....	7.9
						786.....	7.9
						787.....	7.9
						788.....	7.9
						789.....	7.9
						796.....	7.9
						797.....	7.9
						810.....	1.4
						812.....	1.4
						814.....	1.4
						816.....	4.19
						816.....	4.21
						816.....	4.23
						816.....	4.24
						816.....	4.26
						816.....	4.27
						817.....	4.19
						817.....	4.21
						817.....	4.23
						817.....	4.24
						817.....	4.26
						817.....	4.27
						818.....	1.4
						819.....	4.17
						819.....	4.19
						819.....	4.21
						819.....	4.24
						819.....	4.26
						819.....	4.26
						819.....	4.29
						819.....	4.33
						819.....	4.33
						820.....	4.19
						820.....	4.21
						821.....	4.21
						821.....	4.26
						822.....	4.26
						824.....	1.4
						836.....	1.4
						839.....	4.19
						839.....	4.26
						839.....	4.33
						842.....	4.19
						842.....	4.26
						842.....	4.27
						844.....	4.10
						844.....	4.21
						848.....	1.4
						856.....	4.27
						880.....	3.7
						881.....	3.7
						882.....	3.7
						883.....	3.7
						902.....	3.5
						904.....	3.5
						911.....	4.29
						911.....	5.6



<b>Model No.</b>	<b>Page No.</b>						
912.....	5.6	3233.....	1.6	150A.....	4.26	410M.....	8.2
913.....	4.29	3235.....	1.6	150A.....	4.28	412M.....	8.2
914.....	4.29	3237.....	1.6	150-L.....	3.14	424-CI.....	3.3
914.....	5.6	4100.....	3.18	150-LS.....	3.14	424-S.....	3.3
915.....	5.3	4135.....	4.21	151-P.....	3.15	42-A.....	3.3
915.....	5.6	00-R.....	4.3	152-P.....	3.15	44-S.....	3.3
916.....	5.5	00-R (BSPT).....	4.6	153-P.....	3.15	454-W.....	8.6
918.....	5.6	00-R (NPSM).....	4.5	154-P.....	3.15	458MM.....	8.6
920.....	5.8	00-R (NPT).....	4.5	156-P.....	3.15	458R.....	8.6
921.....	7.15	00-RB.....	4.3	15-SI.....	3.15	460E.....	2.2
960.....	5.4	00-RB (UNC).....	4.5	1619F.....	7.7	466-CI.....	3.3
965.....	2.5	00-RB (UNF).....	4.5	170FG.....	7.13	466-HWS Steel Pipe.....	3.3
1010.....	1.7	100A.....	4.19	171FG.....	7.13	466-S.....	3.3
1017.....	1.7	100A.....	4.21	1822-I.....	4.25	468-CI.....	3.3
1019.....	1.7	100A.....	4.24	1-A.....	3.2	468-HWS Steel Pipe.....	3.3
1021.....	7.15	100A.....	4.26	200A.....	4.19	468-S*.....	3.3
1121.....	7.15	100A.....	4.28	200A.....	4.21	472-CI.....	3.3
1203.....	4.23	100-B.....	10.4	200A.....	4.24	472-HWS Steel Pipe.....	3.3
1205.....	7.5	1024-A.....	7.5	200A.....	4.26	472-S.....	3.3
1206.....	3.12	109-P.....	3.16	200A.....	4.28	4-S.....	3.2
1206.....	4.17	111-R.....	4.3	258PS.....	3.9	4U.....	4.19
1206.....	4.17	111-R.....	4.4	258XL.....	3.9	4U.....	4.27
1210.....	4.22	11-R.....	4.3	2-A.....	3.2	500A.....	4.27
1215.....	4.23	11-R.....	4.4	2-A.....	3.2	535A.....	4.19
1219.....	4.23	11-R (BSPP).....	4.6	2P.....	1.5	5P.....	1.5
1219.....	4.33	11-R (NPSM).....	4.5	2-S.....	3.7	63E.....	3.9
1221.....	7.15	11-R (NPT).....	4.5	300 Compact.....	4.24	65R-C.....	4.8
1224.....	4.28	1205-1.....	7.5	300 Compact Kit.....	4.24	65R-TC.....	4.8
1321.....	7.15	1205-2.....	7.5	300 Complete.....	4.16	6-S.....	3.2
1380.....	7.11	1218-A.....	7.5	300 Only.....	4.16	6U.....	4.19
1406.....	4.26	1218-A.....	7.5	300A Complete.....	4.16	6U.....	4.27
1421.....	7.15	1218-BM.....	7.5	301A.....	3.12	72-BP.....	12.9
1450.....	9.2	1224-A.....	7.5	310M.....	8.2	72-BP.....	12.9
1452.....	4.17	1224-BM.....	7.5	312M.....	8.2	80E.....	7.17
1460.....	4.26	122SS.....	3.17	314M.....	8.2	811A.....	4.17
1462.....	4.26	122XL.....	3.12	315M.....	8.2	811A.....	4.19
1493.....	3.16	1232-A.....	7.5	316M.....	8.2	811A.....	4.24
1521.....	7.15	1232-BM.....	7.5	318M.....	8.2	811A.....	4.26
1602.....	7.7	12-BP.....	12.9	31-A BSPT.....	4.3	811A.....	4.27
1619.....	7.7	12R.....	4.4	31-A NPSM.....	4.3	815A.....	4.17
1620.....	7.7	12R.....	4.4	31-A NPT.....	4.3	815A.....	4.19
1621.....	7.15	12-R.....	4.3	320-E.....	10.6	815A.....	4.24
1721.....	7.15	12-R.....	4.4	345/150.....	8.6	815A.....	4.26
1821.....	7.15	12-R (BSPP).....	4.6	345-DL.....	8.6	815A.....	4.27
1974.....	7.8	12-R (BSPT).....	4.6	345DL/150.....	8.6	81E.....	7.17
2001.....	1.8	12-R (NPSM).....	4.5	345M.....	8.6	83E.....	3.7
2002.....	1.8	12R (NPT).....	4.5	345M/150.....	8.6	83E.....	7.17
2191.....	3.12	12-R (NPT).....	4.5	3-S.....	3.2	840A.....	4.10
3215.....	1.6	150A.....	4.19	406M.....	8.2	840A.....	4.29
3229.....	1.6	150A.....	4.21	408M.....	8.2		
3231.....	1.6	150A.....	4.24	40-A.....	2.2		
						84E.....	3.7
						84E.....	7.17
						85E.....	3.7
						85E.....	7.17
						86E.....	3.7
						86E.....	7.17
						87E.....	3.7
						88E.....	7.17
						89E.....	3.7
						89E.....	7.17
						8R111S.....	7.10
						90E.....	7.17
						918-1.....	5.6
						918-2.....	5.6
						918-4.....	5.6
						918-5.....	5.6
						918-I.....	5.7
						918-I.....	5.7
						96E.....	7.17
						A-1.....	12.25
						A-1.....	12.27
						A-1.....	12.29
						A-1.....	12.31
						A-1.....	12.35
						A-10.....	12.25
						A-10.....	12.27
						A-10.....	12.29
						A-10.....	12.29
						A-12.....	12.13
						A-12.....	12.15
						A-12.....	12.27
						A-12.....	12.29
						A-12.....	12.31
						A-12.....	12.35
						A-13.....	12.13
						A-13.....	12.15
						A-13.....	12.22
						A-13.....	12.25
						A-13.....	12.27
						A-13.....	12.29
						A-14-10.....	12.25
						A-14-6.....	12.25
						A-17.....	12.31
						A-17-A.....	12.25
						A-17-B.....	12.25
						A-17-C.....	12.25
						A-17-D.....	12.25
						A-17-E.....	12.25
						A-18.....	12.25
						A-2.....	12.25
						A-2.....	12.27
						A-2.....	12.29
						A-2.....	12.31
						A-2.....	12.35
						A-20.....	12.31
						A-2474.....	12.35
						A-2475.....	12.35
						A-2476.....	12.35
						A-2704.....	12.35
						A-3.....	12.19
						A-3.....	12.21
						A-3.....	12.23
						A-3.....	12.27
						A-3.....	12.29
						A-3.....	12.31
						A-3.....	12.35
						A-30.....	12.25
						A-30TW.....	12.25
						A-3179.....	12.25
						A-34-10.....	12.29
						A-34-10.....	12.31
						A-34-12.....	12.29
						A-34-12.....	12.31
						A-34-16.....	12.31
						A-34-8.....	12.29
						A-35.....	12.27
						A-35.....	12.29
						A-35TW.....	12.27
						A-35TW.....	12.29
						A-36.....	12.27
						A-36.....	12.29
						A-368X.....	12.29
						A-368X.....	12.31
						A-369X.....	12.31
						A-375.....	12.22
						A-376X.....	12.29
						A-376X.....	12.29
						A-380.....	12.15
						A3800 PF.....	12.15
						A-381.....	12.15
						A-381-A.....	12.15
						A-39/40PF.....	12.11
						A-39AF.....	12.9
						A-4.....	12.31
						A-40.....	12.25
						A-40B.....	12.11
						A-40G.....	12.11
						A-40GPF.....	12.11
						A-5.....	12.27
						A-60-12.....	12.27
						A-60-16.....	12.27
						A-61.....	12.27
						A-61.....	12.29

## Model Number Index

Model No.	Page No.										
A-61	12.31	BC-98	12.9	C-25	12.17	C-6IC	12.11	D-1003	6.5	E-453	12.19
A-62	12.27	BK-100S	3.16	C-25	12.19	C-6IC	12.25	D-1014	6.5	E-4546	3.17
A-62	12.29	BK-125S	3.16	C-25	12.21	C-6IC	12.9	DDP-986	6.5	E-46	8.6
A-62	12.31	BTH-9	2.4	C-25IW	12.17	C-7	12.25	DP-985	6.5	E-4695	7.12
A-6582	12.19	C-1	12.11	C-26	12.17	C-7	12.27	DP-987	6.5	E-47	8.6
A-6582	12.21	C-1	12.25	C-26	12.19	C-7	12.29	DP-989	6.5	E-5112	3.7
A-6583	12.19	C-1	12.9	C-26	12.21	C-75	12.19	DP-1014	6.5	E-5113	3.7
A-6583	12.21	C-10	12.27	C-26IW	12.17	C-75	12.21	E-10	1.2	E-5114	3.7
A-75	12.19	C-10	12.29	C-27	12.17	C-75HC	12.19	E-10279	3.17	E-5115	3.7
A-75	12.23	C-10	12.31	C-27	12.19	C-75HC	12.21	E-1032	3.6	E-5116	3.7
A-7534	12.19	C-100	12.19	C-27	12.21	C-8	12.25	E-1032S	3.6	E-5117	3.7
A-7534D	12.21	C-100	12.21	C-27HC	12.17	C-8	12.27	E-1050	4.26	E-5118	3.7
A-7558	12.19	C-100HC	12.19	C-27HC	12.19	C-8	12.29	E-109	3.6	E-5119	3.7
A-7558D	12.21	C-100HC	12.21	C-27HC	12.21	C-9	12.25	E-110	1.6	E-5120	3.7
A-7570	12.19	C-11	12.31	C-28	12.19	C-9	12.27	E-12	1.2	E-52	8.6
A-7570	12.21	C-12	1.5	C-28	12.21	C-9	12.29	E-1240	3.17	E-5272	3.17
A-7571	12.19	C-12	12.31	C-29	12.19	CJ-99	2.4	E-14	1.2	E-5299	3.17
A-7571	12.21	C-13IC	12.11	C-29	12.21	CM1450	3.11	E1525	3.17	E-5715	3.18
A-75DR	12.21	C-13IC	12.15	C2IC	12.11	CT400	10.7	E-1740	3.17	E-5720	3.18
A-75PF	12.21	C-13IC	12.9	C2IC	12.15	CT400	10.7	E-18	1.2	E-5721	3.18
A-8	12.27	C-13ICCSB	12.11	C2IC	12.25	CT400	10.7	E-1962	3.6	E-5722	3.18
A-8	12.29	C-14	1.5	C2IC	12.9	CT400	10.7	E-2155	3.17	E-5723	3.18
A-8	12.31	C-14	12.31	C-31	12.15	CT400	10.7	E-2156	3.17	E-5724	3.18
A-9	12.31	C-15	12.31	C-31IW	12.13	D-1375	8.4	E-2157	3.17	E-5725	3.18
AC-1586	3.6	C-18	1.5	C-31IW	12.15	D-1376	8.4	E-2191	3.17	E-5726	3.18
AF2000	13.3	C-11C	12.11	C-32	12.15	D-1377	8.4	E-2267	3.6	E-5727	3.18
AR99	2.5	C-11C	12.15	C-32IW	12.13	D-1378	8.4	E-24	1.2	E-5728	3.18
Auto-Spin	12.7	C-11C	12.25	C-32IW	12.15	D-1379	8.4	E-2558	3.17	E-5732	8.4
B-1677	8.4	C-11C	12.9	C-33	12.15	D-1380	8.4	E-258	3.9	E-5734	8.4
B-1678	8.4	C-2	12.11	C-33IW	12.13	D-1381	8.4	E258T	3.9	E-5761	7.12
B-1679	8.4	C-2	12.25	C-33IW	12.15	D-1382	8.4	E-2632	3.6	E-5762	7.12
B-1709	8.4	C-2	12.9	C-36	1.5	D-1415	3.18	E-2724	12.5	E-5763	7.12
B-1711	8.4	C-21	12.11	C-4	12.11	D-1440	4.10	E-2725	12.5	E-5766	7.12
B-1712	8.4	C-21	12.25	C-4	12.25	D-1545	3.18	E-2726	12.5	E-5769	7.12
B-171-X	4.15	C-21	12.9	C-4	12.9	D-380-X	4.33	E-2727	12.5	E-5773	7.12
B-3542	12.35	C-21IW	12.17	C-44	12.15	D471	4.26	E-2729	12.5	E-5777	7.12
B-6840	12.19	C-22	12.11	C-44IW	12.13	D-979	6.5	E-2731	12.5	E-5781	7.12
B-6840	12.21	C-22	12.25	C-44IW	12.15	D-980	6.5	E-2737	12.5	E-5788	7.12
B-6841	12.19	C-22	12.9	C-44IW	12.22	D-981	6.5	E-2739	12.5	E-6	1.2
B-6841	12.21	C-23IC	12.11	C-45	12.15	D-984	6.5	E-2741	12.5	E-61	8.6
BB-12V	12.44	C-23IC	12.15	C-45HC	12.15	D-985	6.5	E-2743	12.5	E-6128	3.18
BC-12	12.9	C-23IC	12.9	C-45IW	12.13	D-986	6.5	E-2880	3.17	E6212-X	3.18
BC210	2.2	C-24	1.5	C-45IW	12.15	D-987	6.5	E-2990	3.17	E-63	8.6
BC210P	2.2	C-24	12.17	C-46	12.15	D-988	6.5	E-3186	3.6	E-64	8.6
BC2A	2.2	C-24	12.19	C-5	12.11	D-989	6.5	E-3469	3.17	E-702	3.17
BC410	2.2	C-24	12.21	C-5	12.25	D-990	6.5	E-3495	3.17	E-729	4.33
BC410P	2.2	C-24HC	12.17	C-5	12.9	D-992	6.5	E-36	1.2	E-730	4.33
BC4A	2.2	C-24HC	12.19	C-6	12.11	D-993	6.5	E-37	8.6	E-730-B	4.33
BC510	2.2	C-24HC	12.21	C-6	12.25	D-994	6.5	E3986	6.4	E-731	4.33
BC610	2.2	C-24IW	12.17	C-6	12.9	D-998	6.5	E-4266	3.6	E-731-B	4.33
BC810	2.2	C-24IW	12.23	C-6429	12.9	D-999	6.5	E-45	8.6	E-732	4.33

<b>Model No.</b>	<b>Page No.</b>						
E-732-B.....	4.33	H-1220.....	12.39	H-3825.....	12.41	K-1000.....	12.34
E-733.....	4.33	H-1235.....	12.37	H-3830.....	12.41	K-1500A.....	12.30
E-733-B.....	4.33	H-1235.....	12.39	H-3835.....	12.41	K-1500B.....	12.30
E-734.....	4.33	H-1250.....	12.37	H-3850.....	12.41	K-1500G.....	12.33
E-734-B.....	4.33	H-1250.....	12.39	H-41.....	12.37	K-1500G w/C-14.....	12.33
E-735.....	4.33	H-1275.....	12.37	H-42.....	12.37	K-1500SP.....	12.32
E-735-B.....	4.33	H-1275.....	12.39	H-44.....	12.37	K-1500SPA.....	12.32
E-736.....	4.33	H-1400.....	12.37	H-45.....	12.37	K-25-BP.....	12.6
E-736-B.....	4.33	H-1400.....	12.39	H-5.....	12.37	K-25-DH.....	12.6
E-8.....	1.2	H-1400.....	12.41	H-5.....	12.39	K-26.....	12.6
E-863.....	4.17	H-1415.....	12.37	H-5.....	12.41	K-3.....	12.4
E-863.....	4.26	H-1415.....	12.39	H-51.....	12.37	K-3 DH.....	12.4
E-910.....	1.5	H-1415.....	12.41	H-52.....	12.37	K-375R.....	12.22
E-914.....	1.5	H-1425.....	12.37	H-61.....	12.39	K-380 w/C 45 IW.....	12.12
E-918.....	1.5	H-1425.....	12.39	H-62.....	12.39	K-380 w/C-31 IW.....	12.12
E-924.....	1.5	H-1425.....	12.41	H-64.....	12.39	K-380 w/C-44 IW.....	12.12
F-119.....	3.6	H-1435.....	12.37	H-65.....	12.37	K-3800.....	12.14
F-158.....	3.17	H-1435.....	12.39	H-65.....	12.39	K-3800 w/C-31.....	12.14
F-229.....	3.6	H-1435.....	12.41	H-71.....	12.39	K-3800 w/C-32.....	12.14
F-229S.....	3.6	H-1450.....	12.37	H-72.....	12.39	K-3800 w/C-45.....	12.14
F-3.....	3.6	H-1450.....	12.39	H-75.....	12.37	K-3800 w/C-46.....	12.14
F-366.....	3.6	H-1450.....	12.41	H-75.....	12.39	K-380E.....	
F-367.....	3.6	H-1475.....	12.37	H-81.....	12.41	w/C-32IW.....	12.12
F-367-S.....	3.6	H-1475.....	12.39	H-82.....	12.41	K-380PF CT.....	
F-383.....	3.6	H-1475.....	12.41	H-84.....	12.41	w/C-32 IW.....	12.12
F-3S.....	3.6	H-18.....	7.10	H-85.....	12.37	K-380PF CT.....	
F-45.....	7.2	H-1825.....	12.37	H-85.....	12.41	w/C-45 IW.....	12.12
F-45.....	7.2	H-1850.....	12.37	H-91.....	12.41	K-380.....	
F-45.....	7.2	H-21.....	12.37	H-92.....	12.41	w/C-32 IW.....	12.12
F-45.....	7.2	H-21.....	12.39	H-95.....	12.37	K-39.....	12.8
F-50.....	7.2	H-21.....	12.41	H-95.....	12.41	K-39-1.....	12.8
F-50.....	7.2	H-22.....	12.37	HC-300.....	6.2	K-39-5.....	12.8
F-50.....	7.2	H-24.....	12.37	HC-300-J.....	6.2	K-39-7.....	12.8
F-50.....	7.2	H-25.....	12.37	HC-450.....	6.3	K-39AF.....	12.8
F-514.....	3.6	H-25.....	12.37	HC-450-J.....	6.3	K-39AF-1.....	12.8
F-515.....	3.6	H-25.....	12.39	HF-18.....	7.10	K-39AF-5.....	12.8
F-546.....	3.6	H-25.....	12.41	HF-4.....	12.39	K-39AF-7.....	12.8
F-60.....	7.2	H-30.....	12.37	HF-4.....	12.41	K-39B.....	12.8
F-60.....	7.2	H-30.....	12.39	HKO-1810.....	7.10	K-39B-1.....	12.8
FV-1.....	12.39	H-30 WH.....	12.37	HKO-186.....	7.10	K-40.....	12.10
FV-1.....	12.41	H-30 WH.....	12.39	HL-1.....	12.37	K-40B.....	12.10
H-10.....	12.37	H-30A.....	12.37	HL-1.....	12.39	K-40GPF.....	12.10
H-10 WH.....	12.37	H-31.....	12.37	HL-2.....	12.37	K-5.....	12.4
H-10A.....	12.37	H-32.....	12.37	HL-2.....	12.39	K-50.....	12.24
H-1200.....	12.37	H-32.....	12.39	HP-22.....	12.39	K-50-4.....	12.24
H-1200.....	12.39	H-32.....	12.41	HP-EL.....	12.37	K-50-6.....	12.24
H-1211.....	12.37	H-38.....	12.41	HW-22.....	12.39	K-50-8.....	12.24
H-1211.....	12.39	H-38 WH.....	12.41	HW-30.....	12.41	K-50-9.....	12.24
H-1215.....	12.37	H-3810.....	12.41	HW-EL.....	12.37	K-6.....	12.4
H-1215.....	12.39	H-3815.....	12.41	IR-100.....	7.18	K-6 DH.....	12.4
H-1220.....	12.37	H-3820.....	12.41	K-10.....	12.35	K-60SP.....	12.26
						K-60SP-SE.....	12.26
						K-6200.....	12.16
						K-6200 w/C-24.....	12.16
						K-6200.....	
						w/C-24 IW.....	12.16
						K-750.....	12.18
						K-750 w/C-100.....	12.18
						K-750 w/C-24.....	12.18
						K-750 w/C-27.....	12.18
						K-750 w/C-75.....	12.18
						K-7500.....	12.20
						K-7500 w/C-100.....	12.20
						K-7500.....	
						w/C-100HC.....	12.20
						K-7500 w/C-24.....	12.20
						K-7500 w/C-75.....	12.20
						K-7500.....	
						wC-100HC.....	12.20
						K-750R.....	12.23
						K-75A.....	12.28
						K-75A-SE.....	12.28
						K-75B.....	12.28
						K-75B-SE.....	12.28
						KJ-1350.....	12.37
						KJ-1350-2.....	12.37
						KJ-1350-2C.....	12.37
						KJ-1350-C.....	12.37
						KJ-1750.....	12.37
						KJ-1750-C.....	12.37
						KJ-1750-E.....	12.37
						KJ-1750-E SC.....	12.37
						KJ-1750-SC.....	12.37
						KJ-2200.....	12.39
						KJ-2200-C.....	12.39
						KJ-3000.....	12.41
						KJ-3000-E.....	12.41
						KOPD-254.....	7.11
						KOPD-52.....	7.11
						KT-190.....	9.4
						KT-200.....	9.4
						M102.....	6.4
						M105.....	6.4
						M108.....	6.4
						M110.....	6.4
						M114.....	6.4
						M121.....	6.4
						M127.....	6.4
						M14.....	6.4
						M140.....	6.4
						M16.....	6.4
						M16.....	6.8
						M17.....	6.4
						M19.....	6.4
						M22.....	6.4
						M24.....	6.4
						M24.....	6.8
						M25.....	6.4
						M27.....	6.4
						M28.....	6.4
						M29.....	6.4
						M29.....	6.6
						M30.....	6.4
						M32.....	6.4
						M33.....	6.4
						M35.....	6.4
						M35.....	6.6
						M37.....	6.4
						M38.....	6.4
						M40.....	6.4
						M41.....	6.4
						M43.....	6.4
						M44.....	6.4
						M44.....	6.6
						M46.....	6.4
						M48.....	6.4
						M-50.....	3.17
						M51.....	6.4
						M52.....	6.4
						M54.....	6.4
						M57.....	6.4
						M59.....	6.4
						M60.....	6.4
						M64.....	6.4
						M65.....	6.4
						M67.....	6.4
						M70.....	6.4
						M73.....	6.4
						M76.....	6.4
						M79.....	6.4
						M83.....	6.4
						M86.....	6.4
						M89.....	6.4
						M92.....	6.4
						M95.....	6.4
						M98.....	6.4
						MJ-1.....	4.21
						R0.....	6.4
						R1.....	6.4
						R-1.....	12.35
						R10.....	8.7
						R11.....	8.7
						R12.....	8.7
						R13.....	8.7
						R14.....	8.7

## Model Number Index

Model No.	Page No.						
R15	8.7	S-8A	1.3	T-12	12.31	T-205	12.13
R16	8.7	SEC-400	12.46	T-121	12.15	T-205	12.15
R2	6.4	SEC-600	12.46	T-122	12.15	T-205	12.22
R2	10.2	SEP-500	12.46	T-125	12.27	T-205	12.25
R2	10.9	SF-2500	9.3	T-125	12.29	T-205	12.29
R-2	12.35	SP-330	12.44	T-127	12.27	T-206	12.11
R2S	6.2	SP-330D	12.44	T-127	12.29	T-206	12.13
R3	6.4	SP-300P	12.44	T-13	12.31	T-206	12.15
R4	6.3	SP-500	12.44	T-14	12.31	T-206	12.25
R5	8.7	SP500A	12.44	T-141	12.15	T-206	12.9
R6	8.7	SP-500P	12.44	T-142	12.15	T-207	12.13
R7	8.7	SP-1000C	12.44	T-150	12.27	T-207	12.15
R-7	12.35	SSP-1000	12.44	T-150	12.29	T-207	12.25
R735BB	7.10	T-1	12.31	T-150-1	12.27	T-208	12.13
R737BB	7.10	T-10	12.31	T-150-1	12.29	T-208	12.15
R739BB	7.10	T-101	12.15	T-150-2	12.27	T-208	12.25
R8	8.7	T-101	12.27	T-150-2	12.29	T-209	12.13
R-8	12.35	T-101	12.29	T-15A	12.31	T-209	12.15
R9	8.7	T-102	12.15	T-15B	12.31	T-209	12.25
RB-214	6.6	T-102	12.27	T-16	12.31	T-21	12.31
RB-215	6.6	T-102	12.29	T-16	12.35	T-210	12.11
RF2001	13.3	T-103	12.27	T-17	12.31	T-210	12.13
RF2002	13.3	T-103	12.29	T-17	12.35	T-210	12.15
RJ624	5.8	T-104	12.15	T-18	12.31	T-210	12.25
RJ-624	2.5	T-104	12.27	T-18	12.35	T-210	12.9
RJ-98	2.4	T-104	12.29	T-2	12.31	T-211	12.11
RJ-99	2.4	T-105	12.15	T-2	12.35	T-211	12.13
R-O	12.35	T-105	12.27	T-201	12.11	T-211	12.15
RR3000	12.41	T-105	12.29	T-201	12.13	T-211	12.22
RT-100	9.2	T-106	12.15	T-201	12.15	T-211	12.25
RT1000	6.8	T-106	12.27	T-201	12.25	T-211	12.9
RT-175	9.2	T-106	12.29	T-201	12.9	T-212	12.11
RT3422	6.9	T-107	12.15	T-201A	12.11	T-212	12.13
S	8.5	T-107	12.27	T-201A	12.25	T-212	12.15
S-1	12.11	T-107	12.29	T-201A	12.9	T-212	12.25
S-1	12.9	T-109	12.27	T-202	12.11	T-212	12.9
S14	7.12	T-109	12.29	T-202	12.13	T-213	12.11
S18	7.12	T-11	12.31	T-202	12.15	T-213	12.13
S-2	1.3	T-110	12.27	T-202	12.22	T-213	12.15
S-2	12.11	T-110	12.29	T-202	12.25	T-213	12.25
S-2	12.15	T-111	12.27	T-202	12.9	T-213	12.9
S-2	12.9	T-111	12.29	T-203	12.11	T-214	12.11
S24	7.12	T-112	12.15	T-203	12.13	T-214	12.13
S-3	12.11	T-112	12.27	T-203	12.15	T-214	12.15
S-3	12.15	T-112	12.29	T-203	12.25	T-214	12.25
S-3	12.9	T-113	12.15	T-203	12.9	T-214	12.9
S30	7.12	T-113	12.27	T-204	12.11	T-215	12.11
S36	7.12	T-113	12.29	T-204	12.15	T-215	12.13
S42	7.12	T-114	12.15	T-204	12.25	T-215	12.15
S-4A	1.3	T-114	12.27	T-204	12.9	T-215	12.25
S-6A	1.3	T-114	12.29	T-205	12.11	T-215	12.9
						T-216	12.13
						T-216	12.15
						T-216	12.25
						T-217	12.11
						T-217	12.13
						T-217	12.15
						T-217	12.25
						T-217	12.9
						T-218	12.25
						T-219	12.25
						T-22	12.31
						T-220	12.25
						T-221	12.25
						T-225	12.11
						T-225	12.25
						T-225	12.9
						T-23	12.31
						T-23	12.35
						T-230	12.11
						T-230	12.25
						T-230	12.9
						T-231	12.11
						T-231	12.25
						T-231	12.9
						T-232	12.11
						T-232	12.25
						T-232	12.9
						T-24	12.31
						T-24	12.35
						T-240	12.13
						T-240	12.15
						T-240	12.25
						T-25	12.31
						T-25	12.35
						T-250	12.11
						T-250	12.25
						T-250	12.9
						T-26	12.31
						T-26	12.35
						T-260	12.13
						T-260	12.15
						T-26A	12.31
						T-26A	12.35
						T-27	12.31
						T-270	12.15
						T-3	12.31
						T-300	12.35
						T-301	12.35
						T-302	12.35
						T-303	12.35
						T-304	12.35
						T-305	12.35
						T-306	12.35
						T-307	12.35
						T-308	12.35
						T-309	12.35
						T-31	12.31
						T-310	12.35
						T-311	12.35
						T-312	12.35
						T-313	12.35
						T-314	12.35
						T-315	12.35
						T-316	12.35
						T-317	12.35
						T-318	12.35
						T-319	12.35
						T-32	12.31
						T-320	12.35
						T-321	12.35
						T-326	12.35
						T-33	12.31
						T-38	12.31
						T-39	12.31
						T-4	12.31
						T-4	12.35
						T-40	12.31
						T-403	12.17
						T-403	12.19
						T-403	12.21
						T-403	12.23
						T-404	12.17
						T-404	12.19
						T-404	12.21
						T-406	12.17
						T-406	12.19
						T-406	12.21
						T-406	12.23
						T-407	12.17
						T-407	12.19
						T-407	12.21
						T-408	12.17
						T-408	12.19
						T-408	12.21
						T-409	12.17
						T-409	12.19
						T-409	12.21
						T-41	12.31
						T-411	12.17
						T-411	12.19
						T-411	12.21
						T-411	12.23



## Catalog Number Index

Catalog No.	Page No.						
19268.....	11.11	21848.....	10.8	22683.....	10.5	23673.....	11.3
19273.....	11.11	21853.....	10.2	22688.....	10.2	23692.....	12.30
19366.....	4.10	21853.....	10.8	22688.....	10.5	23697.....	12.30
19793.....	11.11	21857.....	7.10	22708.....	13.3	23702.....	12.30
19813.....	10.2	21858.....	10.2	22713.....	13.3	23707.....	12.30
19813.....	10.5	21858.....	10.8	22718.....	13.3	23712.....	12.30
20000.....	4.25	21863.....	10.2	22768.....	10.2	23717.....	12.30
20105.....	4.26	21863.....	10.8	22768.....	10.5	23737.....	12.28
20168.....	11.10	21868.....	10.2	22773.....	10.2	23742.....	12.28
20208.....	7.6	21868.....	10.8	22773.....	10.5	23747.....	12.28
20218.....	7.6	21873.....	10.2	22778.....	10.2	23752.....	12.28
20233.....	7.3	21873.....	10.8	22778.....	10.5	23868.....	11.4
20238.....	7.5	21878.....	10.2	22953.....	10.2	23873.....	11.4
20243.....	1.9	21878.....	10.9	22953.....	10.5	23878.....	11.4
20248.....	11.9	21888.....	12.8	22958.....	10.2	23883.....	11.4
20321.....	6.5	21893.....	11.13	22958.....	10.5	23888.....	11.4
20483.....	10.2	21898.....	11.13	22963.....	10.2	23893.....	10.4
20483.....	10.2	21903.....	11.13	22963.....	10.5	23898.....	10.5
20483.....	10.9	21983.....	10.8	22968.....	10.2	23908.....	12.9
20503.....	11.10	21987.....	10.8	22968.....	10.5	23913.....	12.9
20503.....	11.11	21988.....	10.7	22973.....	10.2	24087.....	8.6
20543.....	10.9	21993.....	10.6	22973.....	10.5	24443.....	12.44
20548.....	10.2	21993.....	10.7	22978.....	10.2	24453.....	11.4
20548.....	10.9	21998.....	10.7	22978.....	10.5	24458.....	11.4
20553.....	10.2	22003.....	10.6	23282.....	4.19	24463.....	11.4
20553.....	10.9	22008.....	10.2	23282.....	4.26	24468.....	11.4
20826.....	4.13	22008.....	10.9	23282.....	4.27	24473.....	11.4
20923.....	4.5	22013.....	10.2	23297.....	4.27	24537.....	7.10
20928.....	4.5	22013.....	10.9	23332.....	8.6	24542.....	7.10
20933.....	4.5	22018.....	10.2	23337.....	8.6	24547.....	7.10
20938.....	4.5	22018.....	10.9	23342.....	8.6	24582.....	7.10
20943.....	4.5	22023.....	10.9	23443.....	10.10	24587.....	7.10
20948.....	4.5	22033.....	10.9	23448.....	10.10	24797.....	8.6
20953.....	4.5	22088.....	4.12	23453.....	10.10	24913.....	10.11
20958.....	4.5	22173.....	11.13	23458.....	10.10	25423.....	12.44
20973.....	11.13	22388.....	11.8	23463.....	10.10	25428.....	12.44
21103.....	10.9	22563.....	4.26	23468.....	10.10	26092.....	4.28
21218.....	4.4	22563.....	4.28	23473.....	10.5	26097.....	4.28
21338.....	12.7	22653.....	10.2	23473.....	10.10	26102.....	4.28
21393.....	7.17	22653.....	10.8	23477.....	7.10	26107.....	4.28
21398.....	7.17	22658.....	10.2	23478.....	10.5	26112.....	4.28
21403.....	7.17	22658.....	10.8	23478.....	10.10	26122.....	4.28
21408.....	7.17	22663.....	10.2	23487.....	7.11	26127.....	4.28
21413.....	7.17	22663.....	10.8	23492.....	7.11	26132.....	4.29
21418.....	7.17	22668.....	10.2	23508.....	12.8	26137.....	4.29
21423.....	7.17	22668.....	10.8	23513.....	12.8	26142.....	4.29
21428.....	7.17	22673.....	10.2	23518.....	12.8	26147.....	4.29
21433.....	7.17	22673.....	10.8	23523.....	12.8	26152.....	4.29
21438.....	7.17	22678.....	10.2	23578.....	7.18	26157.....	4.29
21847.....	7.10	22678.....	10.8	23648.....	10.4	26162.....	4.29
21848.....	10.2	22683.....	10.2	23668.....	11.3	26167.....	4.29
						26187.....	4.29
						26192.....	4.29
						26212.....	4.29
						26217.....	4.29
						26707.....	4.26
						26707.....	4.29
						27592.....	12.30
						27597.....	12.30
						27612.....	12.30
						27617.....	12.30
						27637.....	12.30
						27642.....	12.27
						27642.....	12.29
						30007.....	12.27
						30007.....	12.29
						30032.....	8.5
						31000.....	1.2
						31005.....	1.2
						31010.....	1.2
						31015.....	1.2
						31020.....	1.2
						31025.....	1.2
						31030.....	1.2
						31035.....	1.2
						31040.....	1.2
						31045.....	1.2
						31050.....	1.2
						31055.....	1.2
						31060.....	1.2
						31065.....	1.2
						31070.....	1.2
						31075.....	1.2
						31080.....	1.2
						31085.....	1.2
						31090.....	1.4
						31095.....	1.4
						31100.....	1.4
						31105.....	1.4
						31110.....	1.4
						31115.....	1.4
						31120.....	1.4
						31125.....	1.4
						31130.....	1.4
						31170.....	1.7
						31175.....	1.7
						31180.....	1.7
						31275.....	1.6
						31280.....	1.6
						31305.....	1.6
						31310.....	1.5
						31315.....	1.5
						31320.....	1.5
						31325.....	1.5
						31330.....	1.5
						31335.....	1.5
						31340.....	1.5
						31345.....	1.5
						31350.....	1.5
						31355.....	1.5
						31360.....	1.5
						31365.....	1.5
						31370.....	1.5
						31375.....	1.3
						31380.....	1.3
						31385.....	1.3
						31390.....	1.3
						31395.....	1.3
						31400.....	1.6
						31405.....	1.7
						31410.....	3.5
						31420.....	1.9
						31425.....	1.9
						31430.....	1.9
						31435.....	1.9
						31440.....	1.9
						31442.....	4.28
						31445.....	1.9
						31450.....	1.9
						31455.....	1.9
						31460.....	1.9
						31465.....	1.9
						31470.....	1.9
						31475.....	1.9
						31480.....	1.9
						31485.....	1.9
						31487.....	12.21
						31490.....	1.9
						31492.....	12.19
						31492.....	12.21
						31495.....	1.9
						31500.....	1.9
						31502.....	8.6
						31505.....	1.9
						31510.....	1.9
						31515.....	1.9
						31520.....	1.9
						31525.....	1.9
						31530.....	1.9
						31535.....	1.9
						31555.....	1.9
						31560.....	1.9

## Catalog Number Index

Catalog No.	Page No.										
31565.....	1.9	31807.....	7.11	33085.....	7.6	34612.....	4.26	35635.....	3.7	35915.....	7.5
31570.....	1.9	31807.....	7.11	33100.....	3.6	34617.....	4.26	35640.....	3.7	35920.....	7.5
31575.....	1.9	31807.....	7.11	33105.....	3.6	34695.....	3.17	35645.....	3.7	36005.....	3.18
31580.....	1.9	31807.....	7.11	33110.....	3.6	34945.....	3.7	35650.....	3.7	36005.....	8.5
31585.....	1.9	31817.....	7.10	33115.....	3.6	34950.....	3.7	35655.....	3.7	36092.....	8.2
31590.....	1.9	31822.....	4.30	33120.....	3.6	34955.....	3.7	35660.....	3.7	36092.....	8.2
31595.....	1.9	31827.....	4.29	33125.....	3.6	34960.....	3.7	35665.....	3.7	36097.....	8.2
31597.....	8.6	31832.....	4.29	33130.....	3.6	34965.....	3.19	35670.....	3.7	36102.....	8.2
31600.....	1.9	31990.....	1.5	33135.....	3.6	34975.....	3.7	35675.....	3.7	36112.....	8.2
31602.....	8.6	32015.....	1.5	33145.....	3.6	35020.....	3.7	35680.....	3.7	36117.....	8.2
31605.....	1.9	32020.....	1.5	33150.....	3.6	35090.....	3.7	35685.....	3.7	36122.....	8.2
31607.....	8.6	32025.....	1.5	33155.....	3.6	35135.....	3.7	35690.....	7.14	36127.....	8.2
31610.....	1.9	32035.....	1.5	33160.....	3.17	35155.....	3.19	35695.....	7.14	36132.....	8.2
31612.....	8.6	32050.....	1.5	33165.....	3.17	35170.....	8.3	35700.....	7.14	36345.....	4.3
31615.....	1.9	32055.....	1.5	33170.....	3.17	35175.....	8.3	35720.....	7.15	36355.....	4.3
31617.....	8.6	32065.....	1.5	33175.....	3.12	35180.....	8.3	35725.....	7.15	36375.....	4.3
31620.....	1.9	32237.....	4.29	33175.....	3.17	35215.....	8.4	35730.....	7.15	36380.....	4.3
31622.....	3.14	32242.....	4.29	33180.....	3.17	35220.....	8.4	35735.....	7.15	36390.....	4.3
31625.....	1.9	32737.....	12.17	33185.....	3.17	35225.....	8.4	35740.....	7.15	36475.....	4.3
31627.....	3.14	32737.....	12.19	33190.....	3.17	35230.....	8.4	35745.....	7.15	36480.....	4.3
31632.....	3.15	32737.....	12.21	33195.....	3.17	35235.....	8.4	35750.....	7.15	36505.....	4.3
31637.....	3.15	32775.....	1.9	33200.....	3.17	35240.....	8.4	35755.....	7.15	36510.....	4.3
31642.....	3.15	32810.....	3.2	33205.....	3.17	35245.....	8.4	35760.....	7.15	36540.....	4.3
31647.....	3.15	32820.....	3.2	33210.....	3.17	35250.....	8.4	35765.....	7.15	36550.....	4.3
31650.....	1.9	32825.....	3.2	33220.....	3.6	35255.....	8.4	35770.....	7.15	36555.....	4.3
31652.....	3.15	32830.....	3.2	33225.....	3.6	35260.....	8.4	35775.....	7.15	36560.....	4.3
31657.....	3.15	32840.....	3.2	33551.....	3.17	35270.....	8.4	35780.....	7.15	36565.....	4.8
31662.....	3.15	32845.....	3.2	33551.....	3.12	35275.....	8.4	35785.....	7.15	36570.....	4.8
31667.....	3.15	32850.....	3.2	33642.....	4.29	35280.....	8.4	35790.....	7.15	36592.....	3.15
31720.....	1.9	32870.....	3.3	33665.....	3.5	35285.....	8.4	35795.....	7.15	36597.....	3.15
31725.....	1.9	32880.....	3.3	33670.....	3.5	35290.....	8.4	35800.....	7.15	36620.....	4.10
31730.....	1.9	32895.....	3.3	33927.....	8.6	35535.....	7.14	35805.....	7.15	36620.....	4.26
31735.....	1.9	32900.....	3.5	34077.....	4.32	35540.....	7.14	35810.....	7.15	36630.....	4.10
31740.....	1.9	32905.....	3.5	34082.....	4.32	35545.....	7.14	35815.....	3.7	36662.....	3.12
31745.....	1.9	32910.....	3.15	34087.....	4.32	35550.....	7.14	35820.....	3.7	36680.....	4.4
31750.....	1.9	32915.....	3.15	34092.....	4.32	35555.....	7.14	35825.....	3.7	36690.....	4.4
31755.....	1.9	32920.....	3.15	34142.....	3.18	35560.....	7.14	35830.....	3.7	36875.....	4.5
31760.....	1.9	32925.....	3.15	34147.....	3.18	35565.....	7.14	35835.....	3.7	36880.....	4.5
31765.....	1.9	32930.....	3.15	34152.....	8.5	35570.....	7.14	35840.....	3.7	36885.....	4.5
31770.....	1.9	32935.....	3.15	34157.....	4.29	35575.....	7.14	35845.....	3.7	36890.....	4.5
31775.....	1.9	32940.....	3.15	34162.....	4.29	35580.....	7.14	35850.....	3.7	36895.....	4.5
31780.....	1.9	32950.....	3.15	34167.....	4.29	35585.....	7.14	35855.....	3.7	36900.....	4.5
31785.....	1.9	32970.....	3.16	34172.....	4.29	35590.....	7.14	35867.....	4.19	36902.....	4.13
31787.....	7.10	32975.....	3.13	34177.....	4.29	35595.....	3.7	35867.....	4.26	36912.....	4.13
31790.....	1.9	32985.....	3.13	34182.....	4.29	35600.....	3.7	35867.....	4.33	36932.....	4.13
31792.....	7.10	33005.....	3.16	34217.....	4.26	35605.....	3.7	35872.....	4.26	36935.....	4.5
31797.....	7.10	33055.....	3.14	34497.....	4.13	35610.....	3.7	35877.....	4.26	36940.....	4.5
31802.....	7.10	33057.....	4.29	34570.....	3.5	35615.....	3.7	35882.....	4.26	36942.....	8.2
31802.....	7.11	33070.....	3.14	34572.....	3.15	35620.....	3.7	35887.....	4.26	36945.....	4.5
31807.....	7.10	33072.....	4.29	34575.....	3.5	35625.....	3.7	35900.....	7.5	36947.....	8.2
31807.....	7.11	33077.....	4.29	34577.....	4.29	35630.....	3.7	35910.....	7.5	36950.....	4.5

# Index

## Catalog Number Index

Catalog No.	Page No.										
36952.....	8.2	37190.....	4.5	37645.....	4.5	37920.....	4.7	38395.....	4.7	41295.....	8.6
36955.....	4.5	37195.....	4.5	37650.....	4.5	37925.....	4.7	38400.....	4.7	41300.....	8.6
36957.....	8.2	37375.....	4.5	37655.....	4.5	37930.....	4.7	38405.....	4.7	41315.....	8.6
36960.....	4.5	37380.....	4.5	37675.....	4.5	37935.....	4.7	38410.....	4.7	41320.....	8.6
36962.....	8.2	37385.....	4.5	37695.....	4.5	37940.....	4.7	38415.....	4.7	41325.....	8.6
36962.....	8.2	37390.....	4.5	37710.....	4.5	37945.....	4.7	38420.....	4.7	41330.....	8.6
36965.....	4.5	37395.....	4.5	37715.....	4.5	37950.....	4.7	38425.....	4.7	41335.....	8.6
36967.....	8.2	37400.....	4.5	37720.....	4.5	37955.....	4.7	38540.....	4.3	41340.....	8.6
36970.....	4.5	37405.....	4.5	37725.....	4.5	37960.....	4.7	38540.....	4.3	41345.....	8.6
36972.....	8.2	37410.....	4.5	37730.....	4.5	37965.....	4.7	38550.....	4.3	41350.....	8.6
36975.....	4.5	37415.....	4.5	37735.....	4.5	37970.....	4.7	38555.....	4.3	41565.....	4.12
36980.....	4.5	37435.....	4.5	37740.....	4.5	37975.....	4.7	38605.....	4.4	41575.....	4.12
36985.....	4.5	37440.....	4.5	37745.....	4.5	37980.....	4.7	38610.....	4.4	41585.....	4.12
36990.....	4.5	37445.....	4.5	37755.....	4.5	37985.....	4.7	38615.....	4.4	41590.....	4.12
36995.....	4.5	37450.....	4.5	37775.....	4.5	37997.....	2.4	38620.....	4.4	41600.....	4.12
37000.....	4.5	37455.....	4.5	37777.....	4.3	38050.....	4.7	38625.....	4.4	41610.....	4.12
37005.....	4.5	37460.....	4.5	37780.....	4.5	38055.....	4.7	39187.....	4.14	41620.....	4.10
37010.....	4.5	37465.....	4.5	37785.....	4.5	38060.....	4.7	39380.....	4.10	41620.....	4.13
37015.....	4.5	37470.....	4.5	37787.....	12.22	38065.....	4.7	39587.....	4.30	41620.....	4.15
37020.....	4.5	37475.....	4.5	37790.....	4.5	38070.....	4.7	39717.....	12.9	41620.....	4.17
37025.....	4.5	37480.....	4.5	37795.....	4.5	38075.....	4.7	39717.....	12.9	41620.....	4.19
37025.....	4.6	37485.....	4.5	37800.....	4.5	38080.....	4.7	39966.....	9.2	41620.....	4.21
37030.....	4.5	37490.....	4.5	37805.....	4.5	38085.....	4.7	39976.....	9.2	41620.....	4.22
37030.....	4.6	37495.....	4.5	37810.....	4.7	38100.....	4.8	40005.....	4.10	41620.....	4.23
37035.....	4.5	37500.....	4.5	37815.....	4.7	38105.....	4.8	40080.....	2.3	41620.....	4.24
37035.....	4.6	37505.....	4.5	37820.....	4.7	38110.....	4.8	40085.....	2.3	41697.....	12.19
37040.....	4.5	37510.....	4.5	37825.....	4.7	38120.....	4.11	40090.....	2.3	41697.....	12.21
37040.....	4.6	37515.....	4.5	37830.....	4.7	38125.....	4.11	40100.....	2.3	41852.....	3.17
37045.....	4.5	37520.....	4.5	37835.....	4.7	38130.....	4.11	40110.....	2.3	41855.....	4.16
37045.....	4.6	37525.....	4.5	37840.....	4.7	38140.....	4.11	40125.....	2.3	41860.....	4.16
37050.....	4.5	37530.....	4.5	37842.....	12.15	38155.....	4.11	40130.....	2.2	41935.....	4.15
37055.....	4.5	37535.....	4.5	37845.....	4.7	38220.....	4.8	40165.....	2.2	41937.....	12.13
37095.....	4.5	37540.....	4.5	37847.....	12.15	38225.....	4.8	40170.....	2.3	41937.....	12.15
37100.....	4.5	37545.....	4.5	37850.....	4.7	38230.....	4.8	40175.....	2.2	41937.....	12.19
37105.....	4.5	37550.....	4.5	37852.....	12.15	38235.....	4.8	40180.....	2.2	41937.....	12.21
37110.....	4.5	37555.....	4.5	37855.....	4.7	38240.....	4.8	40185.....	2.2	41937.....	12.22
37115.....	4.5	37560.....	4.5	37857.....	12.15	38245.....	4.8	40190.....	2.2	41937.....	12.23
37125.....	4.5	37565.....	4.5	37860.....	4.7	38250.....	4.8	40195.....	2.2	41940.....	4.15
37130.....	4.5	37570.....	4.5	37862.....	12.15	38255.....	4.8	40200.....	2.2	41977.....	12.18
37135.....	4.5	37575.....	4.5	37865.....	4.7	38335.....	4.7	40205.....	2.2	41982.....	12.19
37140.....	4.5	37580.....	4.5	37867.....	12.15	38340.....	4.7	40210.....	2.2	41992.....	12.19
37145.....	4.5	37585.....	4.5	37870.....	4.7	38345.....	4.7	40215.....	2.2	41992.....	12.21
37150.....	4.5	37590.....	4.5	37875.....	4.7	38350.....	4.7	40220.....	2.3	42002.....	12.18
37150.....	4.5	37595.....	4.5	37880.....	4.7	38355.....	4.7	40225.....	2.3	42007.....	12.18
37155.....	4.5	37610.....	4.5	37885.....	4.7	38360.....	4.7	40230.....	2.3	42012.....	12.18
37160.....	4.5	37615.....	4.5	37890.....	4.7	38365.....	4.7	40235.....	2.3	42047.....	4.27
37165.....	4.5	37620.....	4.5	37895.....	4.7	38370.....	4.7	40617.....	3.13	42052.....	4.27
37170.....	4.5	37625.....	4.5	37900.....	4.7	38375.....	4.7	41162.....	8.6	42057.....	4.27
37175.....	4.5	37630.....	4.5	37905.....	4.7	38380.....	4.7	41212.....	12.19	42062.....	4.27
37180.....	4.5	37635.....	4.5	37910.....	4.7	38385.....	4.7	41212.....	12.21	42067.....	4.27
37185.....	4.5	37640.....	4.5	37915.....	4.7	38390.....	4.7	41285.....	8.6	42072.....	4.27



## Catalog Number Index

Catalog No.	Page No.								
42077.....	4.27	43637.....	12.19	47542.....	12.37	48225.....	4.31	48472.....	12.27
42082.....	4.27	43642.....	12.19	47542.....	12.39	48230.....	4.31	48472.....	12.29
42087.....	4.27	43642.....	12.23	47542.....	12.41	48235.....	4.31	48477.....	12.27
42245.....	3.18	43647.....	12.17	47592.....	12.37	48240.....	4.31	48477.....	12.29
42250.....	3.18	43647.....	12.19	47592.....	12.39	48245.....	4.31	48482.....	12.9
42255.....	3.18	43647.....	12.21	47592.....	12.41	48250.....	4.31	48482.....	12.11
42260.....	3.18	43890.....	4.26	47597.....	12.37	48255.....	4.31	48482.....	12.25
42265.....	3.18	44117.....	12.19	47597.....	12.39	48260.....	4.31	48537.....	8.7
42270.....	3.18	44117.....	12.21	47597.....	12.41	48265.....	4.31	48542.....	8.7
42275.....	3.18	44122.....	12.17	47602.....	12.37	48270.....	4.31	48547.....	8.7
42280.....	3.18	44122.....	12.19	47602.....	12.39	48275.....	4.31	48552.....	8.7
42285.....	3.18	44122.....	12.21	47602.....	12.41	48280.....	4.31	48557.....	8.7
42290.....	3.18	44185.....	3.6	47607.....	12.37	48285.....	4.31	48562.....	8.7
42295.....	3.18	44190.....	3.6	47607.....	12.39	48290.....	4.31	48567.....	8.7
42300.....	3.18	44200.....	4.26	47612.....	12.37	48292.....	5.6	48572.....	8.7
42360.....	3.12	44202.....	12.18	47612.....	12.39	48295.....	4.31	48577.....	8.7
42360.....	4.17	44207.....	12.18	47617.....	12.37	48297.....	5.6	48582.....	8.7
42365.....	4.17	44212.....	12.18	47617.....	12.39	48300.....	4.31	48587.....	8.7
42365.....	4.19	44217.....	12.18	47735.....	4.30	48305.....	4.31	48592.....	8.7
42365.....	4.21	44587.....	12.33	47740.....	4.30	48307.....	5.5	48597.....	8.7
42370.....	4.17	44852.....	8.3	47745.....	4.30	48310.....	4.31	48605.....	4.32
42380.....	4.17	44897.....	4.14	47750.....	4.30	48315.....	4.31	48610.....	4.32
42385.....	4.17	44992.....	4.29	47755.....	4.30	48320.....	4.31	48615.....	4.32
42390.....	4.19	44997.....	4.29	47760.....	4.30	48325.....	4.31	48620.....	4.32
42390.....	4.21	45002.....	4.29	47765.....	4.30	48330.....	4.31	48625.....	4.32
42395.....	4.21	45007.....	5.5	47770.....	4.30	48335.....	4.31	48630.....	4.32
42395.....	4.26	45347.....	5.5	47775.....	4.30	48340.....	4.31	48635.....	4.32
42405.....	4.10	45352.....	5.5	47780.....	4.30	48345.....	4.31	48640.....	4.32
42405.....	4.21	46015.....	12.19	47785.....	4.30	48350.....	4.31	48645.....	4.32
42415.....	4.10	46105.....	3.12	47790.....	4.30	48355.....	4.31	48650.....	4.32
42415.....	4.21	46425.....	3.18	47810.....	4.30	48360.....	4.31	48655.....	4.32
42485.....	4.19	46450.....	3.18	47815.....	4.30	48367.....	12.37	48660.....	4.32
42485.....	4.27	46660.....	4.17	47820.....	4.30	48367.....	12.39	48665.....	4.32
42490.....	4.19	46660.....	4.26	47845.....	4.30	48367.....	12.41	48670.....	4.32
42490.....	4.27	46732.....	4.8	47850.....	4.30	48375.....	4.31	48675.....	4.32
42505.....	2.5	46737.....	4.8	47855.....	4.30	48377.....	5.6	48680.....	4.32
42505.....	4.10	46742.....	4.8	47860.....	4.30	48382.....	5.6	48690.....	4.32
42510.....	2.5	46747.....	4.8	47875.....	4.30	48387.....	5.6	48695.....	4.32
42575.....	4.17	46837.....	12.32	47880.....	4.30	48392.....	5.6	48700.....	4.32
42575.....	5.8	46852.....	5.5	47885.....	4.30	48397.....	5.6	48705.....	4.32
42600.....	4.15	46907.....	12.32	47890.....	4.30	48402.....	5.6	48710.....	4.32
42605.....	4.15	47047.....	12.18	47895.....	4.30	48405.....	5.6	48715.....	4.32
42610.....	4.15	47057.....	1.4	47897.....	13.4	48405.....	5.7	48720.....	4.32
42615.....	4.15	47082.....	6.5	47900.....	4.30	48407.....	5.6	48725.....	4.32
42620.....	4.15	47087.....	6.5	47905.....	4.30	48407.....	5.7	48730.....	4.32
42625.....	4.15	47222.....	5.6	47910.....	4.30	48412.....	5.6	48735.....	4.32
42950.....	4.15	47395.....	3.18	47940.....	4.30	48412.....	5.7	48740.....	4.32
42956.....	3.11	47427.....	12.19	48157.....	12.39	48417.....	5.6	48745.....	4.32
43292.....	4.14	47427.....	12.21	48157.....	12.41	48417.....	5.7	48755.....	4.32
43507.....	12.32	47432.....	12.19	48215.....	4.31	48457.....	12.32	48915.....	4.32
43512.....	12.32	47432.....	12.21	48220.....	4.31	48462.....	12.33	48920.....	4.32
								48925.....	4.32
								48930.....	4.32
								48935.....	4.32
								48940.....	4.32
								48945.....	4.32
								48950.....	4.32
								48955.....	4.32
								48960.....	4.32
								48965.....	4.32
								48970.....	4.32
								48975.....	4.32
								48985.....	4.32
								49002.....	12.13
								49002.....	12.15
								49032.....	12.17
								49032.....	12.19
								49032.....	12.21
								49215.....	4.31
								49220.....	4.31
								49225.....	4.31
								49230.....	4.31
								49240.....	4.31
								49245.....	4.31
								49250.....	4.31
								49272.....	12.37
								49272.....	12.39
								49272.....	12.41
								49277.....	12.37
								49277.....	12.39
								49277.....	12.41
								49305.....	4.32
								49345.....	4.31
								49487.....	12.37
								49487.....	12.39
								49585.....	4.32
								49600.....	4.32
								49610.....	4.32
								49662.....	5.6
								49707.....	4.7
								49712.....	4.7
								49717.....	4.7
								49722.....	4.7
								49727.....	4.7
								49795.....	4.32
								49805.....	4.32
								49815.....	4.32
								49820.....	4.32
								49825.....	4.32
								49830.....	4.32
								49835.....	4.32
								49840.....	4.32

## Catalog Number Index

Catalog No.	Page No.						
49845.....	4.32	50505.....	4.32	50915.....	4.30	52310.....	7.13
49850.....	4.32	50510.....	4.32	50920.....	4.30	52315.....	7.13
49870.....	4.32	50515.....	4.32	50960.....	4.31	52320.....	7.13
49875.....	4.32	50520.....	4.32	50965.....	4.31	52420.....	8.5
49890.....	4.32	50522.....	7.5	50985.....	4.31	52425.....	8.5
49895.....	4.32	50525.....	4.32	51005.....	4.17	52430.....	8.5
49900.....	4.32	50527.....	7.5	51005.....	4.19	52435.....	8.5
49905.....	4.32	50530.....	4.32	51005.....	4.21	52440.....	8.5
49915.....	4.32	50532.....	7.5	51005.....	4.24	52450.....	7.4
49925.....	4.32	50540.....	4.32	51005.....	4.26	52455.....	7.4
49930.....	4.32	50545.....	4.32	51005.....	4.29	52465.....	7.4
49932.....	4.6	50550.....	4.32	51005.....	4.33	52470.....	7.4
49937.....	4.6	50557.....	9.2	51020.....	4.33	52475.....	7.4
49942.....	4.6	50560.....	4.32	51022.....	6.5	52480.....	7.4
49947.....	4.6	50575.....	4.32	51040.....	4.33	52485.....	7.4
49952.....	4.6	50585.....	4.32	51045.....	4.33	52490.....	7.4
49962.....	4.6	50590.....	4.32	51050.....	4.33	52495.....	7.4
49967.....	4.6	50645.....	4.30	51055.....	4.33	52505.....	7.4
49972.....	1.9	50647.....	12.9	51060.....	4.33	52755.....	6.4
50002.....	12.37	50647.....	12.11	51065.....	4.33	52760.....	6.4
50002.....	12.39	50650.....	4.30	51070.....	4.33	52760.....	6.5
50007.....	12.37	50652.....	12.9	51075.....	4.33	52760.....	6.9
50007.....	12.39	50652.....	12.11	51075.....	12.25	52765.....	6.4
50012.....	4.30	50652.....	12.15	51317.....	12.27	52770.....	6.4
50040.....	4.32	50657.....	12.9	51317.....	12.29	52775.....	6.4
50050.....	4.32	50657.....	12.11	51342.....	12.18	52780.....	6.4
50060.....	4.32	50657.....	12.15	51402.....	12.18	52780.....	6.5
50070.....	4.32	50700.....	4.30	51407.....	12.18	52780.....	6.9
50075.....	4.32	50705.....	4.30	51572.....	12.37	52785.....	6.4
50080.....	4.32	50710.....	4.30	51572.....	12.39	52790.....	6.4
50085.....	4.32	50715.....	4.30	51587.....	12.37	52795.....	6.4
50090.....	4.32	50720.....	4.30	51587.....	12.39	52800.....	6.9
50095.....	4.32	50725.....	4.30	51597.....	12.37	52800.....	6.6
50100.....	4.32	50730.....	4.30	51597.....	12.39	52805.....	6.4
50105.....	4.32	50735.....	4.30	51752.....	12.15	52810.....	6.4
50107.....	4.26	50740.....	4.30	51762.....	12.17	52812.....	12.9
50110.....	4.32	50745.....	4.30	51762.....	12.19	52812.....	12.11
50115.....	4.32	50750.....	4.30	51762.....	12.21	52812.....	12.25
50120.....	4.32	50755.....	4.30	51857.....	4.5	52815.....	6.4
50125.....	4.32	50760.....	4.30	51862.....	4.5	52817.....	12.9
50130.....	4.32	50765.....	4.30	51867.....	4.5	52817.....	12.11
50140.....	4.32	50767.....	3.9	51872.....	4.5	52817.....	12.25
50257.....	8.6	50770.....	4.30	51877.....	4.5	52820.....	6.4
50480.....	4.32	50775.....	4.30	51882.....	4.5	52820.....	6.9
50482.....	7.13	50780.....	4.30	51912.....	8.3	52822.....	12.9
50485.....	4.32	50785.....	4.30	51917.....	8.3	52822.....	12.11
50487.....	7.13	50812.....	3.9	52192.....	4.31	52822.....	12.25
50490.....	4.32	50895.....	4.30	52202.....	4.31	52825.....	6.4
50492.....	7.13	50900.....	4.30	52217.....	4.31	52830.....	6.4
50495.....	4.32	50905.....	4.30	52300.....	7.13	52835.....	6.4
50500.....	4.32	50910.....	4.30	52305.....	7.13	52840.....	6.4
						52845.....	6.4
						52850.....	6.4
						52850.....	6.9
						52855.....	6.4
						52860.....	6.4
						52865.....	6.4
						52870.....	6.4
						52875.....	6.4
						52880.....	6.4
						52885.....	6.4
						52890.....	6.4
						52895.....	6.4
						52900.....	6.4
						52905.....	6.4
						52910.....	6.4
						52915.....	6.4
						52920.....	6.4
						52925.....	6.4
						52930.....	6.4
						52935.....	6.4
						52940.....	6.4
						52945.....	6.4
						52950.....	6.4
						52955.....	6.4
						52957.....	12.37
						52960.....	6.4
						52962.....	12.25
						52965.....	6.4
						52970.....	6.4
						52972.....	12.24
						52975.....	6.4
						52980.....	6.4
						52985.....	6.4
						52990.....	6.4
						52995.....	6.4
						53000.....	6.4
						53037.....	12.37
						53065.....	6.4
						53070.....	6.4
						53075.....	6.4
						53080.....	6.4
						53085.....	6.4
						53107.....	12.14
						53112.....	12.14
						53117.....	12.14
						53122.....	12.14
						53127.....	12.14
						54085.....	7.9
						54090.....	7.9
						54095.....	7.9
						54100.....	7.9
						54105.....	7.9
						54110.....	7.9
						54115.....	7.9
						54120.....	7.9
						54125.....	7.9
						54130.....	7.9
						54135.....	7.12
						54270.....	7.12
						54397.....	3.9
						54440.....	7.12
						54445.....	7.12
						54450.....	7.12
						54465.....	7.12
						54480.....	7.12
						54500.....	7.12
						54520.....	7.12
						54540.....	7.12
						54575.....	7.12
						54837.....	12.9
						54837.....	12.11
						54837.....	12.15
						54837.....	12.25
						54842.....	12.15
						54852.....	12.15
						54992.....	12.15
						55002.....	12.15
						55007.....	12.15
						55012.....	12.15
						55017.....	12.15
						55447.....	4.29
						55452.....	4.29
						55457.....	12.9
						55457.....	12.11
						55457.....	12.25
						55467.....	12.15
						56337.....	4.7
						56342.....	4.7
						56347.....	4.7
						56352.....	4.7
						56367.....	4.7
						56657.....	2.4
						56662.....	2.4
						56667.....	2.4
						56672.....	2.4
						56682.....	2.4
						56782.....	12.9
						56782.....	12.11
						56782.....	12.15
						56782.....	12.25
						56787.....	12.9
						56787.....	12.11

## Catalog Number Index

Catalog No.	Page No.										
56787.....	12.15	59225.....	12.31	59502.....	6.3	60365.....	12.35	62100.....	12.35	62555.....	12.5
56787.....	12.25	59225.....	12.35	59555.....	12.35	60382.....	5.5	62105.....	12.35	62565.....	12.5
56792.....	12.9	59230.....	12.13	59560.....	12.35	60700.....	12.35	62110.....	12.35	62587.....	12.37
56792.....	12.11	59230.....	12.15	59562.....	12.20	61102.....	12.20	62115.....	12.35	62592.....	12.37
56792.....	12.15	59230.....	12.22	59587.....	12.20	61107.....	12.21	62120.....	12.35	62595.....	12.5
56797.....	12.9	59230.....	12.25	59625.....	12.31	61112.....	12.20	62125.....	12.35	62597.....	12.37
56797.....	12.11	59230.....	12.27	59765.....	12.31	61122.....	4.10	62140.....	12.35	62605.....	12.5
56797.....	12.15	59230.....	12.29	59765.....	12.35	61122.....	4.29	62170.....	12.35	62615.....	12.5
56847.....	7.5	59235.....	12.25	59770.....	12.31	61142.....	4.23	62225.....	12.9	62625.....	12.5
56852.....	7.5	59240.....	12.31	59770.....	12.35	61187.....	4.23	62225.....	12.11	62662.....	9.4
56857.....	7.5	59250.....	12.25	59775.....	12.31	61522.....	12.20	62225.....	12.25	62687.....	12.37
56892.....	6.5	59255.....	12.25	59775.....	12.35	61542.....	12.20	62235.....	12.9	62697.....	12.37
56897.....	6.5	59265.....	12.25	59780.....	12.31	61615.....	12.27	62235.....	12.11	62747.....	9.4
57492.....	4.29	59270.....	12.25	59780.....	12.35	61625.....	12.27	62235.....	12.25	62772.....	9.4
57497.....	4.29	59295.....	12.25	59782.....	12.13	61625.....	12.29	62245.....	12.9	62802.....	9.4
57502.....	4.29	59295.....	12.27	59782.....	12.22	61625.....	12.31	62245.....	12.11	62812.....	9.4
57507.....	4.29	59295.....	12.29	59787.....	12.4	61630.....	12.27	62245.....	12.25	62815.....	12.35
57577.....	7.5	59295.....	12.31	59792.....	12.4	61630.....	12.29	62250.....	12.9	62840.....	12.31
57582.....	7.5	59295.....	12.35	59797.....	12.4	61630.....	12.31	62250.....	12.11	62845.....	12.31
57592.....	6.3	59300.....	12.31	59802.....	12.4	61757.....	3.9	62250.....	12.25	62850.....	12.15
57597.....	6.3	59320.....	12.31	59812.....	12.6	61770.....	12.31	62260.....	12.9	62850.....	12.27
57602.....	6.3	59325.....	12.29	59835.....	12.35	61790.....	12.31	62260.....	12.11	62850.....	12.29
58007.....	4.21	59325.....	12.31	59917.....	12.15	61790.....	12.35	62260.....	12.25	62855.....	12.15
58192.....	12.17	59330.....	12.29	59982.....	12.5	61800.....	12.31	62265.....	12.25	62855.....	12.27
58192.....	12.19	59330.....	12.29	59982.....	12.13	61800.....	12.35	62265.....	12.27	62855.....	12.29
58192.....	12.21	59360.....	12.19	59982.....	12.15	61825.....	12.31	62265.....	12.29	62860.....	12.27
58222.....	3.9	59360.....	12.21	59982.....	12.17	61850.....	12.31	62270.....	12.25	62860.....	12.29
58227.....	3.9	59360.....	12.23	59982.....	12.19	61850.....	12.35	62270.....	12.27	62862.....	9.2
58712.....	4.29	59360.....	12.27	59982.....	12.21	61855.....	12.31	62270.....	12.29	62865.....	12.15
58752.....	4.24	59360.....	12.29	59987.....	12.5	61855.....	12.35	62275.....	12.27	62865.....	12.27
58757.....	4.24	59360.....	12.31	59987.....	12.13	61875.....	12.35	62275.....	12.29	62865.....	12.29
58890.....	12.6	59360.....	12.35	59987.....	12.15	61885.....	12.35	62275.....	12.31	62870.....	12.15
58895.....	12.6	59365.....	12.25	59987.....	12.17	61895.....	12.35	62280.....	12.31	62870.....	12.27
58920.....	12.24	59370.....	12.25	59987.....	12.19	61960.....	12.31	62285.....	12.31	62870.....	12.29
58960.....	12.24	59395.....	12.29	59987.....	12.21	61960.....	12.35	62295.....	12.31	62875.....	12.15
58980.....	12.24	59395.....	12.31	59992.....	5.6	61970.....	12.31	62300.....	12.31	62875.....	12.27
59000.....	12.24	59400.....	12.31	59992.....	5.7	61975.....	12.31	62347.....	7.8	62875.....	12.29
59175.....	12.34	59415.....	12.29	60002.....	3.9	62045.....	12.35	62352.....	7.8	62877.....	12.37
59190.....	12.4	59415.....	12.31	60007.....	3.9	62050.....	12.35	62362.....	7.8	62877.....	12.39
59205.....	12.25	59425.....	12.27	60032.....	12.21	62055.....	12.35	62370.....	12.35	62880.....	12.15
59205.....	12.27	59425.....	12.29	60037.....	12.21	62060.....	12.35	62375.....	12.35	62880.....	12.27
59205.....	12.29	59440.....	12.31	60042.....	12.21	62065.....	12.35	62380.....	12.35	62880.....	12.29
59205.....	12.31	59445.....	12.27	60047.....	12.21	62067.....	12.9	62385.....	12.35	62882.....	12.37
59205.....	12.35	59450.....	12.25	60052.....	12.20	62067.....	12.11	62390.....	12.35	62882.....	12.39
59210.....	12.25	59462.....	12.14	60057.....	12.20	62067.....	12.25	62412.....	12.15	62882.....	12.41
59210.....	12.27	59470.....	12.27	60067.....	12.20	62070.....	12.35	62457.....	4.23	62887.....	12.37
59210.....	12.29	59470.....	12.29	60067.....	12.20	62075.....	12.35	62457.....	4.33	62892.....	12.37
59225.....	12.13	59470.....	12.31	60072.....	12.20	62080.....	12.35	62530.....	12.5	62897.....	12.37
59225.....	12.15	59475.....	12.31	60087.....	12.15	62085.....	12.35	62535.....	12.5	62915.....	12.27
59225.....	12.27	59480.....	12.31	60355.....	12.35	62090.....	12.35	62540.....	12.5	62915.....	12.29
59225.....	12.29	59485.....	12.31	60360.....	12.35	62095.....	12.35	62545.....	12.5	62920.....	12.27

## Catalog Number Index

Catalog No.	Page No.						
62920.....	12.29	63030.....	12.15	63160.....	12.31	64757.....	12.37
62925.....	12.27	63030.....	12.25	63165.....	12.31	64762.....	12.37
62925.....	12.29	63035.....	12.9	63170.....	12.31	64767.....	12.39
62930.....	12.15	63035.....	12.11	63175.....	12.31	64772.....	12.39
62930.....	12.27	63035.....	12.13	63180.....	12.31	64777.....	12.39
62930.....	12.29	63035.....	12.15	63185.....	12.31	64782.....	12.39
62935.....	12.15	63035.....	12.22	63190.....	12.31	64787.....	12.39
62935.....	12.27	63035.....	12.25	63195.....	12.31	64792.....	12.39
62935.....	12.29	63040.....	12.9	63200.....	12.31	64797.....	12.41
62940.....	12.15	63040.....	12.11	63200.....	12.35	64802.....	12.41
62940.....	12.27	63040.....	12.13	63205.....	12.31	64807.....	12.41
62940.....	12.29	63040.....	12.15	63210.....	12.31	64812.....	12.41
62990.....	12.9	63040.....	12.25	63220.....	12.25	64817.....	12.41
62990.....	12.11	63045.....	12.9	63240.....	12.31	64822.....	12.41
62990.....	12.13	63045.....	12.11	63280.....	12.25	64827.....	12.41
62990.....	12.15	63045.....	12.13	63297.....	3.6	64832.....	12.41
62990.....	12.25	63045.....	12.15	63822.....	12.14	64837.....	12.41
62995.....	12.9	63045.....	12.25	63827.....	12.14	64842.....	12.41
62995.....	12.11	63050.....	12.9	63877.....	12.39	64847.....	12.41
62995.....	12.13	63050.....	12.11	63882.....	12.39	64852.....	12.41
62995.....	12.15	63050.....	12.13	64077.....	12.39	64857.....	12.41
62995.....	12.22	63050.....	12.15	64217.....	11.3	64862.....	12.41
62995.....	12.25	63050.....	12.25	64217.....	11.5	64882.....	12.41
63000.....	12.9	63055.....	12.9	64232.....	11.4	64892.....	12.41
63000.....	12.11	63055.....	12.11	64247.....	11.4	64902.....	12.41
63000.....	12.13	63055.....	12.13	64267.....	11.3	64962.....	3.19
63000.....	12.15	63055.....	12.15	64267.....	11.5	64967.....	3.19
63000.....	12.25	63055.....	12.25	64492.....	11.5	64977.....	5.7
63005.....	12.9	63060.....	12.13	64497.....	11.5	65135.....	4.3
63005.....	12.11	63060.....	12.15	64502.....	11.5	65175.....	4.3
63005.....	12.13	63060.....	12.25	64562.....	11.4	65255.....	4.3
63005.....	12.15	63065.....	12.9	64577.....	11.4	65265.....	8.4
63005.....	12.22	63065.....	12.11	64607.....	11.5	65285.....	4.3
63005.....	12.25	63065.....	12.13	64612.....	11.5	65320.....	4.3
63010.....	12.9	63065.....	12.15	64627.....	11.5	65340.....	4.8
63010.....	12.11	63065.....	12.25	64642.....	2.5	65345.....	4.8
63010.....	12.13	63070.....	12.25	64697.....	12.37	65380.....	4.10
63010.....	12.15	63075.....	12.31	64702.....	12.37	65380.....	4.26
63010.....	12.25	63080.....	12.25	64707.....	12.37	65550.....	4.6
63015.....	12.13	63085.....	12.31	64712.....	12.37	65555.....	4.6
63015.....	12.15	63085.....	12.35	64717.....	12.37	65560.....	4.6
63015.....	12.25	63090.....	12.31	64722.....	12.37	65565.....	4.6
63020.....	12.13	63105.....	12.31	64727.....	12.37	65570.....	4.6
63020.....	12.15	63107.....	12.37	64732.....	12.37	65575.....	4.6
63020.....	12.25	63110.....	12.31	64732.....	12.39	65580.....	4.6
63025.....	12.13	63112.....	12.37	64732.....	12.41	65620.....	4.6
63025.....	12.15	63115.....	12.31	64737.....	12.37	65625.....	4.6
63025.....	12.25	63120.....	12.31	64737.....	12.39	65630.....	4.6
63030.....	12.9	63145.....	12.31	64742.....	12.37	65635.....	4.6
63030.....	12.11	63150.....	12.31	64747.....	12.37	65640.....	4.6
63030.....	12.13	63155.....	12.31	64752.....	12.37	65680.....	4.6
						65685.....	4.6
						65687.....	12.27
						65690.....	4.6
						65695.....	4.6
						65700.....	4.6
						65705.....	4.6
						65710.....	4.6
						65715.....	4.6
						65720.....	4.6
						65725.....	4.6
						65730.....	4.6
						65765.....	4.6
						65770.....	4.6
						65775.....	4.6
						65780.....	4.6
						65785.....	4.6
						65790.....	4.6
						65902.....	5.7
						65937.....	9.3
						65942.....	9.3
						65950.....	4.6
						65955.....	4.6
						65960.....	4.6
						65965.....	4.6
						65970.....	4.6
						65975.....	4.6
						65980.....	4.6
						65985.....	4.6
						65990.....	4.6
						66020.....	4.6
						66030.....	4.6
						66035.....	4.6
						66040.....	4.6
						66045.....	4.6
						66050.....	4.6
						66055.....	4.6
						66060.....	4.6
						66065.....	4.6
						66110.....	4.7
						66115.....	4.7
						66120.....	4.7
						66125.....	4.7
						66130.....	4.7
						66135.....	4.7
						66140.....	4.7
						66145.....	4.7
						66150.....	4.7
						66155.....	4.7
						66160.....	4.7
						66165.....	4.7
						66170.....	4.7
						66175.....	4.7
						66190.....	4.7
						66195.....	4.7
						66200.....	4.7
						66205.....	4.7
						66210.....	4.7
						66215.....	4.7
						66220.....	4.7
						66225.....	4.7
						66230.....	4.7
						66310.....	4.7
						66315.....	4.7
						66320.....	4.7
						66325.....	4.7
						66330.....	4.7
						66335.....	4.7
						66340.....	4.7
						66345.....	4.7
						66350.....	4.7
						66405.....	4.7
						66410.....	4.7
						66415.....	4.7
						66420.....	4.7
						66425.....	4.7
						66430.....	4.7
						66435.....	4.7
						66442.....	12.37
						66445.....	4.7
						66447.....	12.37
						66450.....	4.8
						66462.....	9.3
						66492.....	12.26
						66497.....	12.26
						66512.....	12.26
						66517.....	12.26
						66535.....	4.8
						66540.....	4.8
						66550.....	4.8
						66620.....	4.11
						66625.....	4.11
						66655.....	4.30
						66660.....	4.30
						66665.....	4.30
						66670.....	4.30
						66687.....	3.9
						66700.....	4.30
						66705.....	4.30
						66710.....	4.30
						66732.....	12.39
						66732.....	12.41
						66737.....	3.14

## Catalog Number Index

Catalog No.	Page No.										
66742.....	3.14	67665.....	4.32	68972.....	9.3	70745.....	4.30	73192.....	11.4	76267.....	6.5
66750.....	4.30	67675.....	4.32	69622.....	7.3	70750.....	4.30	73197.....	11.4	76267.....	6.9
66755.....	4.30	67685.....	4.32	69642.....	7.3	70755.....	4.30	73360.....	7.7	76272.....	6.5
66760.....	4.30	67807.....	4.22	69667.....	5.5	70760.....	4.30	73365.....	7.7	76272.....	6.9
66765.....	4.30	67812.....	4.22	69692.....	5.5	70830.....	4.12	73370.....	7.7	76277.....	6.9
66770.....	4.30	67817.....	4.22	69697.....	11.3	70835.....	4.12	73447.....	4.24	76282.....	6.9
66775.....	4.30	67822.....	4.22	69697.....	11.5	71687.....	3.10	73842.....	3.16	76287.....	6.9
66780.....	4.30	67827.....	4.22	69702.....	11.3	71692.....	3.10	73847.....	3.16	76292.....	6.5
66785.....	4.30	67872.....	4.22	69702.....	11.5	71697.....	3.10	73902.....	12.9	76292.....	6.9
66795.....	4.30	67880.....	4.31	69707.....	9.3	71702.....	12.10	73907.....	12.9	76297.....	6.5
66800.....	4.30	67885.....	4.31	69712.....	9.3	71722.....	12.10	74007.....	4.12	76297.....	6.9
66805.....	4.30	67890.....	4.31	69717.....	9.3	71727.....	12.10	74012.....	4.12	76302.....	6.9
66807.....	1.8	67900.....	4.31	69722.....	11.4	71732.....	12.10	74047.....	4.12	76305.....	4.7
66810.....	4.30	67905.....	4.31	69727.....	11.4	71757.....	12.11	74207.....	3.5	76307.....	6.9
66830.....	4.30	67910.....	4.31	69732.....	11.4	71762.....	12.11	74227.....	3.3	76312.....	6.9
66880.....	4.30	67915.....	4.31	69737.....	11.4	71847.....	12.11	74685.....	3.3	76315.....	4.7
66905.....	4.30	67920.....	4.31	69752.....	11.4	72037.....	2.2	74700.....	3.3	76317.....	6.5
66910.....	4.30	67925.....	4.31	69757.....	11.4	72037.....	4.14	74710.....	3.3	76317.....	6.9
66920.....	4.30	67935.....	4.31	69762.....	9.2	72042.....	2.2	74720.....	3.17	76322.....	6.5
66947.....	4.24	67945.....	4.31	69847.....	7.2	72327.....	4.12	74730.....	3.17	76322.....	6.9
66955.....	4.30	67955.....	4.31	69852.....	7.2	72332.....	4.12	74735.....	3.17	76327.....	6.9
66992.....	7.2	67962.....	12.11	69857.....	7.2	72337.....	4.13	74915.....	2.2	76332.....	6.9
66997.....	7.2	68057.....	12.8	69862.....	7.2	72342.....	4.12	74946.....	9.3	76337.....	6.9
67132.....	12.27	68062.....	12.8	69867.....	7.2	72702.....	12.11	75075.....	4.16	76455.....	12.24
67137.....	12.27	68067.....	12.8	69872.....	7.2	72862.....	3.10	75435.....	4.16	76475.....	12.24
67142.....	12.27	68072.....	12.8	69877.....	7.2	72887.....	13.4	75557.....	3.6	76485.....	12.24
67182.....	4.24	68097.....	12.8	69882.....	7.2	72892.....	13.4	75562.....	3.6	76495.....	12.24
67187.....	12.37	68102.....	12.8	69887.....	7.2	72897.....	13.4	75567.....	3.6	76575.....	12.27
67187.....	12.39	68107.....	12.8	69907.....	7.2	72902.....	13.4	75572.....	3.6	76597.....	12.11
67187.....	12.41	68112.....	12.8	69912.....	7.2	72907.....	13.4	75602.....	4.24	76652.....	10.2
67247.....	11.4	68137.....	12.8	69982.....	3.5	72912.....	13.4	75982.....	6.9	76652.....	10.8
67277.....	11.4	68142.....	12.8	69987.....	7.2	72917.....	13.4	75992.....	6.9	76657.....	10.2
67307.....	11.5	68160.....	4.26	70032.....	12.17	72922.....	13.4	76017.....	6.9	76657.....	10.8
67307.....	11.7	68160.....	4.33	70032.....	12.19	72927.....	13.4	76022.....	6.9	76662.....	10.2
67312.....	11.5	68165.....	4.33	70032.....	12.21	72932.....	13.4	76022.....	6.9	76662.....	10.8
67312.....	11.7	68170.....	4.33	70640.....	4.11	72937.....	13.4	76027.....	6.9	76667.....	10.2
67327.....	11.5	68175.....	4.33	70645.....	4.11	72942.....	13.4	76032.....	6.9	76667.....	10.8
67327.....	11.7	68180.....	4.33	70652.....	9.3	72947.....	13.4	76037.....	6.9	76672.....	10.2
67332.....	12.37	68185.....	4.33	70655.....	4.11	72952.....	13.4	76042.....	6.9	76672.....	10.8
67615.....	4.32	68195.....	4.33	70662.....	9.2	72957.....	13.3	76047.....	6.9	76677.....	10.2
67620.....	4.32	68200.....	4.33	70685.....	4.7	72962.....	13.3	76052.....	6.9	76677.....	10.8
67625.....	4.32	68650.....	3.5	70690.....	4.7	72967.....	13.3	76057.....	6.9	76767.....	4.12
67635.....	4.32	68815.....	4.17	70695.....	4.7	73117.....	11.3	76067.....	6.9	76777.....	6.2
67640.....	4.32	68842.....	9.3	70700.....	4.7	73142.....	11.5	76072.....	6.9	76787.....	6.2
67645.....	4.32	68847.....	9.3	70705.....	4.7	73142.....	11.7	76077.....	6.9	76792.....	6.2
67650.....	4.32	68857.....	9.3	70710.....	4.7	73162.....	3.3	76082.....	6.9	76807.....	10.7
67655.....	4.32	68862.....	9.3	70715.....	4.7	73172.....	11.3	76132.....	6.9	76817.....	12.9
67657.....	4.24	68917.....	12.9	70720.....	4.7	73172.....	11.5	76137.....	6.9	76817.....	12.11
67660.....	4.32	68917.....	12.11	70725.....	4.7	73177.....	11.5	76142.....	6.9	76822.....	5.3
67662.....	4.24	68962.....	9.3	70730.....	4.7	73182.....	11.4	76147.....	6.9	76822.....	5.4
67662.....	5.5	68967.....	9.3	70740.....	4.30	73187.....	11.4	76152.....	6.9	76822.....	5.5

## Catalog Number Index

Catalog No.	Page No.						
76822.....	5.6	83317.....	6.8	84532.....	4.19	87587.....	12.15
76822.....	5.7	83322.....	6.8	84532.....	4.21	87592.....	12.13
76822.....	5.8	83327.....	6.8	84532.....	4.23	87592.....	12.15
76827.....	5.3	83337.....	6.8	84532.....	4.24	87592.....	12.22
76827.....	5.4	83347.....	6.8	84532.....	4.26	87597.....	12.13
76827.....	5.5	83350.....	7.11	84532.....	4.27	87602.....	12.23
76827.....	5.6	83380.....	2.5	84537.....	4.19	88232.....	5.3
76827.....	5.7	83407.....	11.5	84537.....	4.21	88260.....	3.17
76827.....	5.8	83407.....	11.7	84537.....	4.23	88392.....	11.5
76907.....	10.7	83407.....	12.11	84537.....	4.24	88392.....	11.7
76912.....	10.7	83417.....	10.4	84537.....	4.26	88680.....	7.13
76925.....	4.7	83417.....	10.6	84537.....	4.27	89400.....	12.9
78347.....	12.10	83417.....	11.5	85830.....	4.7	89400.....	12.11
79120.....	4.32	83417.....	11.7	85835.....	4.7	89400.....	12.25
80480.....	6.5	83417.....	12.11	85850.....	4.32	89405.....	12.9
80485.....	6.5	83450.....	4.5	85855.....	4.32	89405.....	12.11
80500.....	6.5	83455.....	4.5	85865.....	4.32	89405.....	12.25
80505.....	6.5	83460.....	4.5	85870.....	4.32	89410.....	12.9
80510.....	6.5	83465.....	4.5	85937.....	12.44	89435.....	1.3
80515.....	6.5	83470.....	4.5	85942.....	12.44	89440.....	1.3
80520.....	6.5	83475.....	4.5	85952.....	12.44	89445.....	1.3
80545.....	6.5	83480.....	4.5	85957.....	12.45	90082.....	12.12
80550.....	6.5	83485.....	4.5	85962.....	12.45	90107.....	1.5
80555.....	6.5	83540.....	4.17	85967.....	12.46	90117.....	1.5
81280.....	7.7	83557.....	12.23	85972.....	12.46	90122.....	1.5
82832.....	12.37	83567.....	6.8	85977.....	12.46	90127.....	1.5
82832.....	12.37	83572.....	6.8	85982.....	12.44	90702.....	12.45
82837.....	12.37	83587.....	13.4	85987.....	12.45	90707.....	12.45
82842.....	12.37	83582.....	13.4	85992.....	12.44	90717.....	11.3
82842.....	12.39	83577.....	13.4	86007.....	12.44	90717.....	11.5
82847.....	12.37	83652.....	11.4	86127.....	3.13	90722.....	11.3
82847.....	12.41	83657.....	11.4	86902.....	1.7	90722.....	11.5
82852.....	12.37	83997.....	6.6	86907.....	1.7	90767.....	11.4
82852.....	12.39	84002.....	6.6	86912.....	1.7	90772.....	11.4
82857.....	12.37	84007.....	6.6	86917.....	1.7	90782.....	11.4
82857.....	12.41	84012.....	6.6	86922.....	1.7	90787.....	11.4
83037.....	8.6	84097.....	4.19	86927.....	1.7	90792.....	11.4
83080.....	3.3	84112.....	11.5	86932.....	1.7	90802.....	11.4
83085.....	3.3	84112.....	11.7	87077.....	12.13	90837.....	5.4
83140.....	3.6	84282.....	4.11	87107.....	7.3	90842.....	5.4
83145.....	3.3	84287.....	4.11	87287.....	12.12	91027.....	12.32
83150.....	3.3	84292.....	4.11	87292.....	12.12	91032.....	12.32
83165.....	3.3	84295.....	12.34	87297.....	12.12	91037.....	12.13
83170.....	3.3	84315.....	12.29	87327.....	12.12	91037.....	12.15
83235.....	3.17	84325.....	12.25	87332.....	12.12	91042.....	12.13
83240.....	3.16	84332.....	4.11	87337.....	12.13	91042.....	12.15
83290.....	3.16	84337.....	4.11	87577.....	12.13	91042.....	12.22
83292.....	12.22	84427.....	6.2	87577.....	12.15	91047.....	12.17
83295.....	3.16	84427.....	6.3	87582.....	12.13	91047.....	12.23
83302.....	6.8	84517.....	12.22	87582.....	12.15	91125.....	3.16
83307.....	6.8	84522.....	12.12	87587.....	12.13	91142.....	4.19
						91192.....	6.6
						91207.....	5.4
						91322.....	4.19
						92082.....	4.13
						92095.....	12.25
						92100.....	12.25
						92437.....	5.3
						92442.....	5.3
						92447.....	5.3
						92452.....	5.3
						92457.....	4.19
						92457.....	4.21
						92457.....	4.24
						92457.....	4.26
						92457.....	4.28
						92460.....	12.17
						92460.....	12.19
						92460.....	12.21
						92462.....	4.19
						92462.....	4.21
						92462.....	4.24
						92462.....	4.26
						92462.....	4.28
						92465.....	12.17
						92465.....	12.19
						92465.....	12.21
						92467.....	4.19
						92467.....	4.21
						92467.....	4.24
						92467.....	4.26
						92467.....	4.28
						92470.....	12.17
						92470.....	12.19
						92470.....	12.21
						92475.....	12.19
						92475.....	12.21
						92480.....	12.19
						92480.....	12.21
						92485.....	12.17
						92485.....	12.19
						92485.....	12.21
						92485.....	12.23
						92490.....	12.17
						92490.....	12.19
						92490.....	12.21
						92495.....	12.17
						92495.....	12.19
						92495.....	12.21
						92495.....	12.23
						92500.....	12.17
						92500.....	12.19
						92500.....	12.21
						92505.....	12.17
						92505.....	12.19
						92505.....	12.21
						92510.....	12.17
						92510.....	12.19
						92510.....	12.21
						92510.....	12.23
						92515.....	12.17
						92515.....	12.19
						92515.....	12.21
						92520.....	12.17
						92520.....	12.19
						92520.....	12.21
						92520.....	12.23
						92525.....	12.17
						92525.....	12.19
						92525.....	12.21
						92525.....	12.23
						92530.....	12.17
						92530.....	12.19
						92530.....	12.21
						92535.....	12.17
						92535.....	12.19
						92535.....	12.21
						92540.....	12.17
						92540.....	12.19
						92540.....	12.21
						92545.....	12.17
						92545.....	12.19
						92545.....	12.21
						92550.....	12.17
						92550.....	12.19
						92550.....	12.21
						92555.....	12.17
						92555.....	12.19
						92555.....	12.21
						92560.....	12.19
						92560.....	12.21
						92585.....	4.6
						92590.....	4.6
						92595.....	4.6
						92600.....	4.6
						92605.....	4.6
						92607.....	12.13
						92610.....	4.6
						92660.....	1.6
						92665.....	1.6
						92670.....	1.6
						92675.....	1.6
						92680.....	1.6

## Catalog Number Index

<b>Catalog No.</b>	<b>Page No.</b>						
92682.....	12.13	93682.....	10.2	95802.....	12.17	97075.....	4.17
92685.....	1.6	93682.....	10.9	95807.....	12.17	97075.....	4.19
92687.....	12.13	93687.....	10.2	95812.....	12.17	97075.....	4.24
92687.....	12.15	93687.....	10.9	95822.....	12.17	97075.....	4.26
92690.....	4.5	93692.....	10.2	95847.....	12.11	97075.....	4.27
92695.....	4.5	93692.....	10.9	95877.....	6.5	97080.....	4.19
92700.....	4.5	93692.....	10.9	95872.....	6.5	97080.....	4.26
92705.....	4.5	93707.....	3.12	95882.....	6.5	97080.....	4.27
92707.....	11.6	93712.....	3.12	95887.....	6.5	97212.....	3.15
92710.....	4.5	93717.....	3.12	95892.....	6.5	97345.....	4.17
92712.....	11.3	93722.....	3.12	96032.....	6.5	97350.....	4.17
92712.....	11.6	93727.....	3.12	96037.....	12.9	97365.....	4.17
92712.....	11.6	93732.....	3.12	96037.....	12.11	97365.....	4.21
92715.....	4.5	93737.....	3.12	96037.....	12.25	97375.....	4.4
92805.....	12.19	93742.....	3.12	96372.....	2.5	97415.....	4.16
92805.....	12.21	93747.....	3.12	96372.....	5.8	97420.....	4.16
92810.....	12.19	93785.....	7.5	96397.....	3.17	97452.....	1.8
92810.....	12.21	93790.....	7.5	96497.....	4.21	97457.....	13.4
92850.....	12.27	93907.....	1.9	96502.....	4.21	97462.....	11.5
92850.....	12.29	93912.....	1.9	96507.....	4.21	97462.....	11.7
92880.....	12.19	93917.....	1.9	96512.....	4.21	97597.....	12.15
92880.....	12.21	93922.....	1.9	96517.....	4.21	97787.....	3.13
92885.....	12.19	93927.....	11.6	96720.....	4.8	97800.....	12.27
92885.....	12.21	94220.....	4.31	96720.....	4.8	97800.....	12.29
92890.....	12.27	94682.....	3.12	96725.....	4.10	97822.....	4.10
92890.....	12.29	95527.....	11.6	96877.....	13.3	97832.....	11.5
93252.....	11.6	95532.....	11.3	96882.....	13.3	97852.....	11.5
93257.....	11.3	95532.....	11.6	96887.....	13.3	97882.....	4.19
93257.....	11.6	95537.....	11.6	96897.....	13.3	97915.....	12.27
93257.....	11.6	95542.....	11.6	96967.....	11.8	97915.....	12.29
93262.....	11.6	95547.....	11.6	96982.....	5.8	97920.....	12.27
93267.....	11.6	95552.....	11.3	96987.....	5.8	97920.....	12.29
93272.....	11.6	95552.....	11.6	96992.....	5.8	97925.....	12.27
93277.....	11.6	95557.....	11.6	96997.....	5.8	97925.....	12.29
93287.....	4.21	95562.....	11.6	97045.....	4.19	97930.....	12.27
93387.....	11.5	95567.....	11.6	97045.....	4.23	97930.....	12.29
93392.....	11.5	95572.....	11.6	97045.....	4.24	97935.....	12.27
93392.....	11.7	95577.....	11.6	97045.....	4.26	97935.....	12.29
93492.....	3.12	95582.....	11.6	97045.....	4.27	97940.....	12.27
93497.....	5.3	95587.....	11.6	97050.....	4.19	97940.....	12.29
93502.....	11.6	95592.....	11.6	97050.....	4.24	97985.....	12.27
93507.....	11.6	95732.....	12.16	97050.....	4.26	97985.....	12.29
93557.....	12.16	95737.....	12.16	97050.....	4.27	98005.....	12.27
93567.....	11.6	95747.....	12.17	97065.....	4.17	98005.....	12.29
93572.....	11.6	95752.....	12.17	97065.....	4.19	98010.....	12.27
93577.....	11.6	95757.....	12.17	97065.....	4.24	98010.....	12.29
93642.....	5.3	95762.....	12.17	97065.....	4.26	98030.....	12.31
93667.....	10.2	95772.....	3.19	97065.....	4.27	98035.....	12.31
93667.....	10.9	95782.....	5.8	97070.....	4.19	98040.....	12.31
93667.....	10.9	95792.....	12.17	97070.....	4.26	98045.....	12.31
93677.....	10.2	95797.....	12.17	97070.....	4.27	98050.....	12.27
						98050.....	12.29
						98055.....	12.27
						98055.....	12.29
						98060.....	12.27
						98060.....	12.29
						98070.....	12.27
						98070.....	12.29
						98072.....	12.9
						98072.....	12.11
						98095.....	6.6
						98090.....	6.6
						98100.....	6.6
						98105.....	6.6
						98110.....	6.6
						98120.....	6.6
						98125.....	6.6
						98130.....	6.6
						98140.....	6.6
						98145.....	6.6
						98165.....	6.6
						99545.....	4.31
						98150.....	6.6
						98155.....	6.6
						98170.....	6.7
						98175.....	6.7
						98180.....	6.7
						98185.....	6.7
						98190.....	6.7
						98195.....	6.7
						98200.....	6.7
						98205.....	6.7
						98210.....	6.7
						98215.....	6.7
						98220.....	6.7
						98225.....	6.7
						98230.....	6.7
						98235.....	6.7
						98240.....	6.7
						98245.....	6.7
						98250.....	6.7
						98255.....	6.7
						98260.....	6.7
						98265.....	6.7
						98270.....	6.7
						98275.....	6.7
						98280.....	6.7
						98285.....	6.7
						98290.....	6.7
						98295.....	6.7
						98690.....	6.7
						98700.....	6.7
						98705.....	6.7
						98695.....	6.7
						98710.....	6.7
						98715.....	6.7
						98720.....	6.7

## TERMS AND CONDITIONS OF SALE

Ridge Tool Company is herein referred to as "Ridge" and the customer or person or entity purchasing goods or services (hereinafter collectively referred to as "Goods") is referred to as the "Buyer". These Terms and Conditions, any price list or schedule, quotation, acknowledgment or invoice from Ridge relevant to the sale of the Goods and all documents incorporated by specific reference therein, constitute the complete and exclusive statement of the terms of the agreement governing the sale of Goods by Ridge to Buyer. Buyer's acceptance of the Goods will manifest Buyer's assent to these terms and conditions without variation or addition. Any different or additional terms in Buyer's purchase order or other Buyer documents are hereby objected to. Ridge reserves the right in its sole discretion to refuse orders.

1. **PRICES:** Unless a fixed price is quoted, the price at which this order is accepted is subject to adjustment to Ridge's price in effect at the time of order.

2. **TERMS OF PAYMENT:** Terms are stated on Ridge's invoice in U.S. currency. Ridge shall have the right, among other remedies, either to terminate this agreement or to suspend further performance under this and/or other agreements with the Buyer in the event Buyer fails to make any payment when due, which other agreements Buyer and Seller hereby amend accordingly, or Ridge otherwise deems itself insecure. Buyer shall be liable for all expenses, including attorneys' fees, relating to the collection of past due amounts. Should Buyer's financial responsibility become unsatisfactory to Ridge, cash payments or security satisfactory to Ridge may be required by Ridge for future deliveries and for the goods theretofore delivered. If such cash payment or security is not provided, in addition to Ridge's other rights and remedies, Ridge may discontinue deliveries.

3. **SHIPMENT AND DELIVERY:** Unless otherwise expressly provided, shipments are made F.O.B. Ridge's shipping point. Risk of loss or damage and responsibility shall pass from Ridge to Buyer upon delivery to and receipt by common carrier. Any claims for shortages or damages suffered in transit are the responsibility of Buyer and shall be submitted by the Buyer directly to the carrier. Shortages or damages must be acknowledged and signed for at the time of delivery. While Ridge will use all reasonable commercial efforts to maintain the delivery date(s) acknowledged or quoted by Ridge, all shipping dates are approximate and not guaranteed. Ridge reserves the right to make partial shipments. Ridge, at its option, shall not be bound to tender delivery of any Goods for which Buyer has not provided shipping instructions. If the shipment of the Goods is postponed or delayed by Buyer for any reason, Buyer agrees to reimburse Ridge for any and all handling and storage costs and other additional expenses resulting therefrom. All claims for shipping errors, lost shipments or any other discrepancies must be made within ninety (90) days or they will be disallowed and deemed waived.

4. **Ridge WARRANTY:** Ridge covers its products with a LIFETIME WARRANTY against defects in material or workmanship for the life of the tool. Pipe or drain cleaning tools, rods and cable, are not covered by this warranty and are considered expendable material. To take advantage of this warranty, the complete product must be delivered prepaid to RIDGE TOOL COMPANY or any RIDGE AUTHORIZED SERVICE CENTER. Pipe wrenches and other hand tools should be returned to place of purchase. Obviously, failures due to misuse, abuse, or normal wear and tear are not covered by this warranty. NO OTHER WARRANTY, WRITTEN OR ORAL, APPLIES. No employee, agent, dealer, or other person is authorized to give any warranty on behalf of Ridge.

Warranted products will be repaired or replaced at our option at no charge and returned via prepaid transportation. Such replacement or repair is the exclusive remedy available from Ridge. Ridge is not liable for damage of any sort, including without limitation incidental and consequential damages.

This warranty shall not apply to any Goods which:

- a. Have been repaired or altered outside Ridge's factory (or Authorized Service Center) or in any manner so as, in Ridge's judgment, to affect its serviceability or proper operation.
- b. Have been subjected by persons other than Ridge (or Authorized Service Center) to improper handling, operation, maintenance, repair or alteration.
- c. Have been subjected to misuse, negligence, improper installation or accident. Ridge's obligation under this warranty, and the Buyer's exclusive remedy for the breach thereof, shall be limited to, at Ridge's option, repair or replacement of any allegedly defective Goods or issuance of credit. Ridge requires the return of any allegedly defective Goods, transportation prepaid, before honoring any claim. All returned Goods are subject to inspection, and if examination does not disclose any defect covered by this warranty, replacement of such Goods or issuance of credit for same will not be approved.

THE FOREGOING CONSTITUTES RIDGE'S SOLE WARRANTY RESPONSIBILITY AND BUYER'S EXCLUSIVE REMEDY WHETHER SOUNDING IN TORT, CONTRACT, STRICT LIABILITY OR OTHERWISE, EXCEPT AS OTHERWISE EXPRESSLY SET FORTH IN THIS AGREEMENT. THERE ARE NO OTHER WARRANTIES, EXPRESS OR IMPLIED, WHETHER OF MERCHANTABILITY, FITNESS FOR A PARTICULAR PURPOSE, OR OTHERWISE. RIDGE SHALL NOT BE LIABLE FOR ANY SPECIAL, INDIRECT, INCIDENTAL OR CONSEQUENTIAL DAMAGES OF ANY CHARACTER IN CONNECTION WITH THE SALE, RESALE OR USE OF THE GOODS.

This warranty extends only to persons or organizations who purchase the Goods from Ridge for resale.

5. **LIMITATION OF REMEDY AND LIABILITY:** THE SOLE AND EXCLUSIVE REMEDY FOR BREACH OF ANY WARRANTY HEREUNDER SHALL BE LIMITED TO REPAIR, CORRECTION, REPLACEMENT OR CREDIT UNDER SECTION 4.

RIDGE SHALL NOT BE LIABLE FOR DAMAGES CAUSED BY DELAY IN PERFORMANCE, AND IN NO EVENT, REGARDLESS OF THE FORM OF THE CLAIM OR CAUSE OF ACTION (WHETHER BASED IN CONTRACT, INFRINGEMENT, NEGLIGENCE, STRICT LIABILITY, OTHER TORT OR OTHERWISE), SHALL RIDGE'S LIABILITY TO BUYER AND/OR ITS CUSTOMERS EXCEED THE PRICE PAID BY BUYER FOR THE SPECIFIC GOODS GIVING RISE TO THE CLAIM OR CAUSE OF ACTION, AND BUYER SHALL INDEMNIFY RIDGE FOR ANY DAMAGES IN EXCESS THEREOF. BUYER AGREES THAT IN NO EVENT SHALL RIDGE'S LIABILITY TO BUYER AND/OR ITS CUSTOMERS INCLUDE INCIDENTAL, CONSEQUENTIAL OR PUNITIVE DAMAGES, WHICH ARE WAIVED BY BUYER AND AS TO WHICH BUYER SHALL INDEMNIFY RIDGE. The term "consequential damages" shall include, but not be limited to, loss of anticipated profits, business interruption, loss of use of revenue, cost of capital or loss of or damage to property or equipment, or loss of reputation. Further, Buyer shall indemnify and hold Ridge harmless from any liability to Buyer, Buyer's employees, workers, contractors or any other persons arising out of Buyer's, or any other persons' use of the Goods. All instructions and



warnings supplied by Ridge will be passed on to those persons who use the Goods. Ridge's Goods are to be used in their recommended applications and all warning labels adhered to the Goods by Ridge shall be left intact.

6. **EXCUSE OF PERFORMANCE (FORCE MAJEURE):** Ridge shall not be liable for delays in performance or for non-performance due to acts of God; acts of Buyer; war; fire; flood; weather; sabotage; strikes, labor disputes, civil disturbances or riots; governmental requests, restrictions, allocations, laws, regulations, orders or actions; unavailability of or delays in transportation; default of suppliers; or unforeseen circumstances or events beyond Ridge's reasonable control. Deliveries or other performance may be suspended for an appropriate period of time or cancelled by Ridge upon notice to Buyer in the event of any of the foregoing, but the balance of this agreement shall otherwise remain unaffected.

If Ridge determines that its ability to supply the total demand for the Goods, or to obtain material used directly or indirectly in the manufacture of the Goods, is hindered, limited or made impracticable due to causes set forth herein, Ridge may allocate its available supply of the Goods or such material (without obligation to acquire other supplies of any such Goods or materials) among itself and its purchasers on such basis as Ridge determines to be equitable without liability for any failure of performance which may result therefrom.

7. **CHANGES:** Ridge reserves the right to change designs and specifications for standard Goods without prior notice to Buyer, but not with respect to custom Goods being made for Buyer. Ridge shall have no obligation to install or make such change in any Goods manufactured prior to the date of such change.

8. **ASSIGNMENT:** Buyer shall not assign its rights or delegate its duties hereunder or any interest herein without the prior written consent of Ridge, and any such assignment, without such consent, shall be void.

9. **INSTALLATION:** Buyer shall be responsible for receiving, inspecting, testing, storing, installing, starting up and maintaining all Goods.

10. **INSPECTION/TESTING:** Buyer, at its expense, agrees that it will promptly inspect the Goods upon receipt thereof, and in no event later than thirty (30) days from the date of receipt of the Goods. Buyer shall deliver to Ridge within fifteen (15) days of inspection, but in no event later than forty-five (45) days from the date of receipt of the Goods, written notice of any and all deficiencies, defects, variations from specifications or complaints of any kind with respect to the quantity, quality, condition, shipment, performance, price or appearance of the Goods so received by Buyer. In the event no such written notice is received by Ridge, Buyer shall be deemed conclusively to have inspected and accepted all such Goods unconditionally and to have waived any and all rights and claims, including without limitation any right to reject the Goods or to claim damages in respect thereof. Buyer may not return Goods without first advising Ridge of the reasons therefore, obtaining from Ridge a material authorization number and observing such instructions as Ridge may give in authorizing such return.

11. **SERVICES:** If this agreement requires Ridge to perform or provide any services, Ridge (including without limitation its successors, assigns, agents or any person or entity acting at Ridge's direction) shall not be responsible for any damages, claims, liabilities or expenses of any nature arising out of such services.

12. **U.S. EXPORT CONTROL LAWS:** All Goods sold to Buyer by Ridge hereunder are subject to U.S. Export Control Laws. Buyer hereby agrees not to re-sell or divert any goods contrary to such laws.

13. **SELLER/CONTRACTOR** shall comply with all applicable federal, state or local laws, rules, regulations, or orders. Seller/Contractor shall comply with Executive Order 11246, as amended by the Executive Order 11375, and the applicable provisions of the Office of Federal Contract Compliance Programs (OFCCP), 41 CFR Part 60, which are incorporated herein by this reference.

14. **MISCELLANEOUS:** These terms and conditions supersede all other communications, negotiations and prior oral or written statements regarding the subject matter hereof. No change, modification, rescission, discharge, abandonment, or waiver of these terms and conditions shall be binding upon Ridge unless made in writing and signed on its behalf by its duly authorized representative. No conditions, usage or trade, course of dealing or performance, understanding or agreement purporting to modify, vary, explain, or supplement these terms and conditions shall be binding unless hereafter made in writing and signed by Seller. No modification shall be effected by Ridge's receipt or acceptance of Buyer's purchase orders, shipping instruction forms, or other documentation containing terms at variance with or in addition to those set forth herein, all of which are objected to by Ridge. No waiver by Ridge with respect to any breach or default of any right or remedy and no course of dealing, shall be deemed to constitute a continuing waiver of any other breach or default of any other right or remedy, unless such waiver be expressed in writing and signed by Ridge. All typographical or clerical errors made by Ridge in any quotation, acknowledgment or publication are subject to correction.

The validity, performance, and all other matters relating to the interpretation and effect of this agreement shall be governed by the laws of the state of Ohio without regard to its conflict of law principles. Buyer and Ridge agree that the proper venue for all actions arising in connection herewith shall be only in Ohio and the parties agree to submit to such jurisdiction. No action, regardless of form, arising out of transactions relating to this contract, may be brought by either party more than two (2) years after the cause of action has accrued. Further, the United Nations Convention on the International Sale of Goods (1980) (as amended from time to time) shall not apply to this Purchase Order or any transactions relating thereto.





